

On a class of intersection graphs

Mourad Baïou¹, Laurent Beaudou¹, Zhentao Li², and Vincent Limouzy¹

¹CNRS and Université Clermont II, campus des cézeaux
BP 125, 63173 Aubière cedex, France

²CNRS and ENS Lyon

January 8, 2018

Abstract

Given a directed graph $D = (V, A)$ we define its intersection graph $I(D) = (A, E)$ to be the graph having A as a node-set and two nodes of $I(D)$ are adjacent if their corresponding arcs share a common node that is the tail of at least one of these arcs. We call these graphs facility location graphs since they arise from the classical uncapacitated facility location problem. In this paper we show that facility location graphs are hard to recognize and they are easy to recognize when the underlying graph is triangle-free. We also determine the complexity of the vertex coloring, the stable set and the facility location problems on that class.

1 Introduction

In this paper we study the following class of intersection graphs. Given a directed graph $D = (V, A)$, we denote by $I(D) = (A, E)$ the *intersection graph of D* defined as follows:

- the node-set of $I(D)$ is the arc-set of D ,
- two nodes $a = (u, v)$ and $b = (w, t)$ of $I(D)$ are adjacent if one of the following holds: $u = w$ or $v = w$ or $t = u$ or $(u, v) = (t, w)$ (see Figure 1).

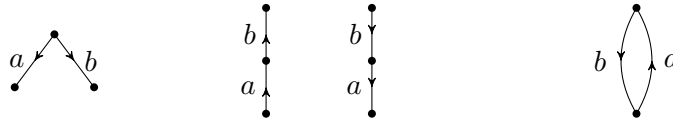


Figure 1: The adjacency of two nodes a and b in $I(D)$.

We focus on two aspects: the recognition of these intersection graphs and some combinatorial optimization problem in this class. De Simone and Mannino [8] considered

the recognition problem and provided a characterization of these graphs based on the structure of the (directed) neighborhood of a vertex. Unfortunately this characterization does not yield a polynomial time recognition algorithm.

Intersection graphs we consider arise from the *uncapacitated facility location problem* (UFLP) defined as follows. We are given a directed graph $D = (V, A)$, costs $f(v)$ of opening a facility at node v and cost $c(u, v)$ of assigning v to u (for each $(u, v) \in A$). We wish to select a subset of facilities to open and an assignment of each remaining nodes to a selected facility so as to minimize the cost of opening the selected facilities plus the cost of arcs used for assignment.

This problem can be formulated as a linear integer program as follows.

$$\begin{aligned} \min \quad & \sum_{(u,v) \in A} c(u, v)x(u, v) + \sum_{v \in V} f(v)y(v) \\ \text{s.t.} \quad & \begin{cases} \sum_{(u,v) \in A} x(u, v) + y(u) = 1 & \forall u \in V, \\ x(u, v) \leq y(v) & \forall (u, v) \in A, \\ x(u, v) \geq 0 & \forall (u, v) \in A, \\ y(v) \geq 0 & \forall v \in V, \\ x(u, v) \in \{0, 1\} & \forall (u, v) \in A, \\ y(v) \in \{0, 1\} & \forall v \in V. \end{cases} \end{aligned}$$

If we remove the variables $y(v)$ for all v from the formulation above, we get

$$\begin{aligned} \min \quad & \sum_{(u,v) \in A} (c(u, v) - f(u))x(u, v) + \sum_{v \in V} f(v) \\ \text{s.t.} \quad & \begin{cases} \sum_{(u,v) \in A} x(u, v) \leq 1 & \forall u \in V, \\ x(u, v) + \sum_{(v,w) \in A} x(v, w) \leq 1 & \forall (u, v) \in A, \\ x(u, v) \geq 0 & \forall (u, v) \in A, \\ x(u, v) \in \{0, 1\} & \forall (u, v) \in A. \end{cases} \end{aligned}$$

This is exactly the maximal clique formulation of the *maximum stable set problem* associated with $I(D)$, where the weight of each node (u, v) of $I(D)$ is $f(u) - c(u, v)$. This correspondence is well known in the literature (see in [1, 7, 8]). We may consider several combinatorial optimization problems on directed graph that may be reduce to the maximum stable set problem on an undirected graph. For example in [6], Chvátal and Ebenegger reduce the max cut problem in a directed graph $D = (V, A)$ to the maximum stable set problem in the following intersection graph called the *line graph of a directed graph*: we assign a node to each arc $a \in A$ and two nodes are adjacent if the head of one

(corresponding) arc is the tail of the other. They prove that recognizing such graphs is NP-complete. Balas [4] considered the asymmetric assignment problem. He defined an intersection graph of a directed graph D where nodes are arcs of D and two nodes are adjacent if the two corresponding arcs have the same tail, the same head or the same extremities without being parallel. Balas uses this correspondence to develop new facets for the asymmetric assignment polytope.

We may generalize the notion of line graphs to directed graphs in many ways. The simplest involves deciding

1. if arcs that share a head are adjacent,
2. if arcs that share a tail are adjacent, and
3. if two arcs are adjacent if the head of one arc is the tail of the other.

It is not too difficult to show the recognition problem is easy if we choose non-adjacency for (3).

Choosing non-adjacency for (3) means that we could separate all vertices v of a digraph D into two vertices (one for all arcs entering that vertex and one for all arcs leaving it) and the line graph of the resulting digraph D' is the same as the line graph of D . Furthermore, the line graph of D' is the line graph of its underlying digraph. So all classes obtained by choosing non-adjacency for (3) are easy to recognize as it simply involves recognizing if a line graph is bipartite [5] (where some sides of the bipartition are possibly forced to have degree 1 from our choice of (1) and (2)).

So suppose arcs of type (3) are adjacent. Choosing adjacency for (1) and (2) gives the line graphs of the underlying undirected graph, and these are easy to recognize [5]. Choosing non-adjacency for both (1) and (2) leads to the line graphs defined by Chvátal and Ebenegger and it is NP-complete to recognize them [6]. And picking exactly one of (1) and (2) to be adjacent and non-adjacency for the other leads to the same class of graphs (as we can simply reverse all arcs of a digraph before taking its line graph) and we wish to determine the complexity of recognizing this very last class.

Finally, note that since the stable set problem in our class is equivalent to the facility location problem, one may use all the material developed for facility location problem to solve the stable set problem in these graphs. It is well known that in practice the facility location problem may be solved efficiently via several approaches: polyhedra, approximation algorithms and heuristics.

This paper is organized as follows. Section 2 contains some basic definition and notations. Other definitions and notations will be given when needed. In section 3, we show that facility location graphs are hard to recognize and in Section 4 we show that the subclass of triangle-free facility location graphs are recognizable in polynomial time. Section 5 is devoted to some combinatorial optimization problem in facility location graphs. In particular we show that the maximum stable set problem remains NP-complete in triangle-free facility location graphs but the vertex coloring problem is solvable in polynomial time in this class. We also discuss the facility location problem and show

it is NP-complete in some restricted class of graphs. We provide concluding remarks in Section 6.

2 Definitions and notations

Let G be an undirected graph, we say that G is a *facility location* (FL) graph if there exists a directed graph D such that $G = I(D)$. Any FL graph will be denoted by $I(D)$, this notation helps to indicate the directed graph D from which our FL graph may be obtained. Such a graph D is called the *preimage* of G .

Let $D = (V, A)$ be a directed graph. Given an arc $a = (u, v) \in A$, the node u is called the *tail* of a and v is called the *head* of a . Sometimes we use the notation $t(a)$ (respectively $h(a)$) for the tail (respectively the head) of a . A *sink* is a node which is a tail of no arc in A . A *branch* in a directed graph is an arc (u, v) where v is a sink and is the head of only (u, v) .

A *cycle* C in D is a cycle in the underlying undirected graph of D . I.e., an ordered sequence of arcs $a_1, a_2, \dots, a_p, a_{p+1}$, where a_i and a_{i+1} are incident, for $i = 1, \dots, p$, with $a_{p+1} = a_1$. If a_1 and a_p are not incident, then this sequence is called a *path*. We denote by $A(C)$ the arcs of C and by $V(C)$ its nodes, that are the endnodes of the arcs in $A(C)$. The nodes of $V(C)$ may be partitioned into three sets (1) \hat{C} , the nodes that are the tail of two arcs in $A(C)$, (2) \tilde{C} , the nodes that are the head of two arcs in $A(C)$ and (3) $\hat{\tilde{C}}$, the nodes that are the tail of one arc and the head of the other arc in $A(C)$. When \hat{C} (or \tilde{C}) is empty, the cycle C is the classical *directed* cycle. Similarly the nodes of a path P , except its extremities, may be partitioned into three sets \hat{P} , \tilde{P} and $\hat{\tilde{P}}$. When $\hat{P} = \tilde{P} = \emptyset$, P is called a *directed path*. We define a cycle C in an undirected graph as a sequence of ordered nodes, instead of ordered edges, this is useful when we study the correspondence between $I(D)$ and D . The nodes of C are denoted by $A(C)$ and its edges by $E(C)$. A *path* is defined similarly.

Define x_1, \dots, x_n to be n Boolean variables. Define a *literal* λ_i be either a Boolean variable x_i or its negation \bar{x}_i . A *clause* C_i is a disjunction of literals λ_i , that is $C_i = \lambda_{i_1} \vee \dots \vee \lambda_{i_k}$. $F = C_1 \wedge \dots \wedge C_m$ is a conjunction of m clauses. In the *satisfiability problem* SAT, we want to decide if there exists values x_i such that an input conjunction of disjunctions (of literals) F evaluates to *true*. If such values exist, we say F is *satisfiable*. If each clause is a disjunction of at most three literals then the problem is called 3-satisfiability. The problem 3-SAT has been shown NP-complete by Karp [12].

An undirected graph G is triangle-free if it does not contain a clique of size 3. A *wheel* W_n is a graph obtained from a cycle C_n by adding a vertex adjacent to all vertices of the cycle.

3 Recognizing facility location graphs is NP-complete

The main result of this section is the following:

Theorem 1. *Recognizing facility location graphs is NP-complete.*

The proof of this theorem is given in subsection 3.5. We first give a sketch of this proof and some useful lemmas before providing the detailed proof.

3.1 Proof sketch

We will reduce the problem 3-SAT to the recognition of FL graphs. We assume we are given an instance of the problem 3-SAT. That is, we have n Boolean variables x_1, \dots, x_n and a Boolean formula $F = C_1 \wedge \dots \wedge C_m$, where each clause $C_j = \lambda_{j_1} \vee \lambda_{j_2} \vee \lambda_{j_3}$, for $j = 1, \dots, m$. From F we construct an undirected graph G_F and we show that F is satisfiable if and only if G_F is a facility location graph.

We build G_F using gadgets for variables and clauses. Values for variables are stored, replicated and negated through the “branches” of the variable gadgets. These branches are then connected to the clauses gadgets of clauses that contain these variables (and their negation).

More precisely, the construction of G_F follows three steps: (1) for each variable x_i , we construct a graph called GAD_i^1 (GAD stands for gadget), (2) for each clause C_j , another gadget called GAD_j^2 is constructed and (3) we connect the graphs GAD_i^1 and GAD_j^2 to produce G_F . Each graph GAD_i^1 contains $2m$ branches where each branch express the fact that the variable x_i (or \bar{x}_i) is present in the clause C_j , $j = 1, \dots, m$. Each graph GAD_j^2 contains exactly three branches where each branch expresses the literals of this clause λ_{j_1} , λ_{j_2} and λ_{j_3} .

The three following subsections are devoted to the construction of the graphs GAD_i^1 , GAD_j^2 and G_F .

3.2 The construction of the graphs GAD_i^1

Remark 2. *There are 15 directed graphs whose intersection graph is the wheel W_5 . We list 5 of them that will be useful for our reduction. From these graphs, we obtain all the remaining directed graphs by identifying the head of the pending arc with the tail of one of the arcs entering this pending arc.*

Consider the two undirected graphs I and I' of Figure 4. These two graphs are isomorphic, they are obtained from the wheel W_5 by adding four nodes. This restricts the number of possible preimage for the wheel to only 2. When we join the nodes j and j' we obtain the desired graph called INV which is again the intersection graph of exactly two directed graphs. The graph INV will be useful for the construction of GAD_j^2 .

Recall that W_5 may be the intersection of 15 directed graphs as described by Remark 2. Let us discuss the possible directed graphs having I as their intersection graph. The subgraph of I induced by the nodes a, b, c, d, e, f is a wheel W_5 and thus is the intersection of 15 directed graphs obtained from those of Figure 3 as described by Remark 2. In I there are two pendent nodes g and h adjacent to two neighbors b and f in I . This implies

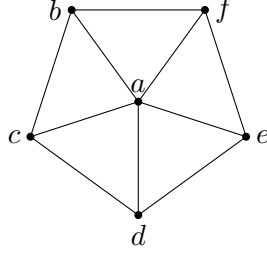


Figure 2: The wheel W_5 .

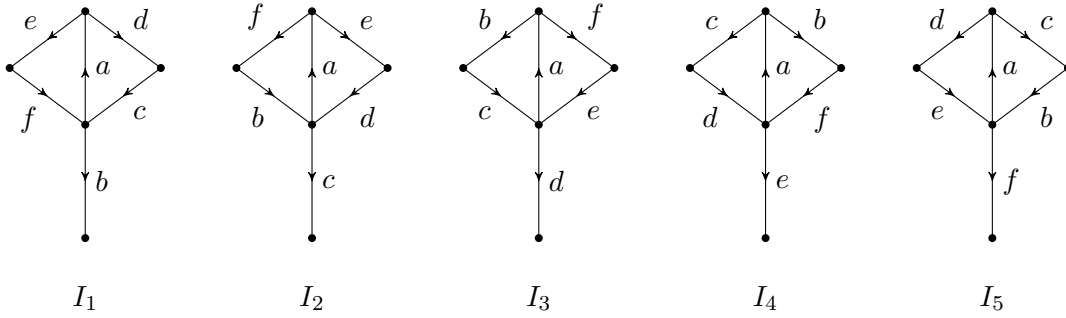


Figure 3: The 5 oriented graphs having W_5 as their intersection graph.

that the adjacency between b and f cannot be of the form as represented in the graphs I_2 , I_3 and I_4 of Figure 3. Hence we have only two possible directed graphs I_1 or I_5 , since in neither of these two graphs we may identify the head of the pending arc with the tail of one of the arcs entering this pending arc. Moreover, there is one way of adding the arcs i and j in each case. Consequently there are only two graphs D_1 and D_2 such that $I(D_1) = I(D_2) = I$. These graphs are represented in Figure 5. It is obvious that there are also two directed graphs whose intersection graph is I' . For convenience these two graphs will be shown in Figure 6.

Let us call INV (INV stands for inverter) the graph obtained from I and I' by identifying the nodes j and j' . We use j for the name of the resulting node, see Figure 7.

From the discussion above there are only two directed graphs that for convenience we call $\overleftrightarrow{\text{INV}}$ and $\overleftarrow{\text{INV}}$, such that $\text{INV} = I(\overleftrightarrow{\text{INV}}) = I(\overleftarrow{\text{INV}})$. The graph $\overleftrightarrow{\text{INV}}$ (respectively $\overleftarrow{\text{INV}}$) is obtained from D_1 and D'_1 (respectively D_2 and D'_2) by identifying j and j' . Notice that the other possibilities of identifying j and j' will not lead to the graph INV.

Now we are ready to build graphs GAD_i^1 that correspond to the variables x_i , for each i in $\{1, \dots, n\}$. For each variable x_i we construct m copies of the graph I , where the nodes a, \dots, j of each copy are renamed, respectively, a_1^i, \dots, j_1^i up to a_m^i, \dots, j_m^i . The graph GAD_i^1 is obtained by identifying the node j_l^i with j_{l+1}^i and we call j_{l+1}^i the resulting

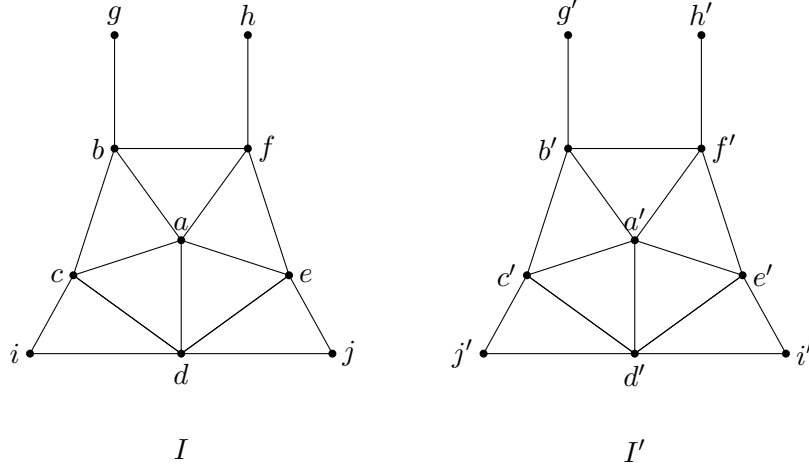


Figure 4: I and I' are extensions of W_5 .

node, for $l = 1, \dots, m - 1$. Also we rename the node j_m^i by i_{m+1}^i , see Figure 10.

The discussion above implies the following lemma, see Figures 8 and 9.

Lemma 3. *For each directed graph D with $I(D) = \text{GAD}_i^1$ exactly one of the following two assumptions holds:*

- (i) $h(b_j^i) = t(g_j^i)$ and $t(f_j^i) = h(h_j^i)$ for each $j = 1, \dots, m$,
- (ii) $t(b_j^i) = h(g_j^i)$ and $h(f_j^i) = t(h_j^i)$ for each $j = 1, \dots, m$.

3.3 The construction of the graphs GAD_j^2

We will use the graph INV of the previous subsection to construct GAD_j^2 . We have three triangles $\Delta_1 = \{r_j, a_j, f_j\}$, $\Delta_2 = \{s_j, b_j, c_j\}$ and $\Delta_3 = \{t_j, e_j, d_j\}$ with the addition of a branch pending from each node of these triangles, that is we add the edges $r_j r'_j$, $a_j f'_j$; $s_j s'_j$, $b_j b'_j$; $t_j t'_j$, $e_j e'_j$, $d_j d'_j$. These triangles are connected using their branches. We choose one triangle say Δ_1 and we connect it to Δ_2 and Δ_3 via two graphs identical to INV using two of its branches $a_j a'_j$ and $f_j f'_j$. The triangles Δ_2 and Δ_3 are connected by identifying the branches $c_j c'_j$ and $d_j d'_j$ (the nodes c'_j and d'_j are removed), see Figure 11.

Before establishing the main lemma of this section let us notice the following remark.

Remark 4. *Call Δ the undirected graph defined by a triangle with three branches pending from each of its three nodes. There are only three possible directed graphs, D_1 , D_2 , D_3 such that $\Delta = I(D_1) = I(D_2) = I(D_3)$, as shown in Figure 12*

Lemma 5. *Let D be a directed graph such that $I(D) = \text{GAD}_j^2$. Then the two following assumptions hold:*

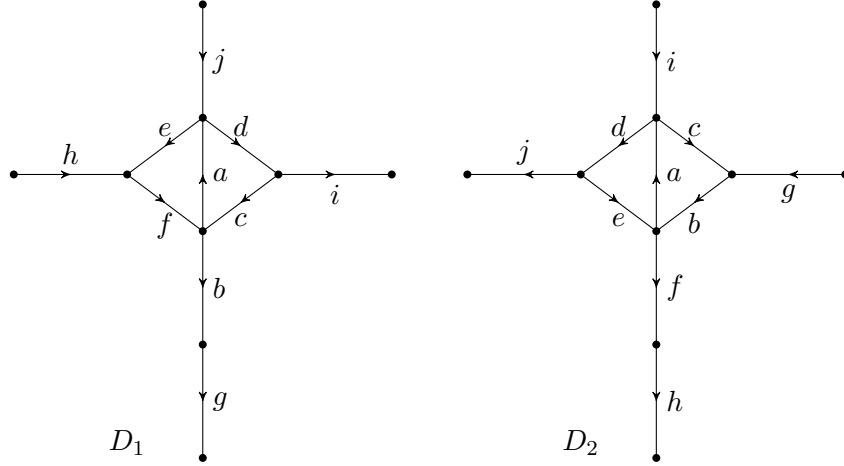


Figure 5: The two directed graphs having I as an intersection graph.

- (i) The arcs r'_j , s'_j and t'_j cannot all enter the arcs r_j , s_j and t_j , respectively,
- (ii) Any other configuration for these three adjacencies is possible.

Proof. (i) Assume that in D all the arcs r'_j , s'_j and t'_j enter the arcs r_j , s_j and t_j , respectively. That is $h(r'_j) = t(r_j)$, $h(s'_j) = t(s_j)$ and $h(t'_j) = t(t_j)$. Therefore, from Remark 4, none of the triangles Δ_1 , Δ_2 and Δ_3 has the configuration D_1 of Figure 12. We may also check that Δ_2 and Δ_3 cannot have the same configuration, that is cannot be both of the form D_2 or D_3 of Figure 12. Hence assume that Δ_2 has the form of D_2 and Δ_3 has the form of D_3 . Since the arc e'_j must enter the arc e_j it follows from Lemma 3 that

$$f'_j \text{ must enter the arc } f_j. \quad (1)$$

Since c_j enters the arc d_j and using the fact that s'_j enters s_j we conclude that b_j must enter the arc b'_j . Now using again Lemma 3 we obtain

$$a_j \text{ must enter the arc } a'_j. \quad (2)$$

Now combining the two facts (1) and (2) we have that Δ_1 must be of the form D_2 of Figure 12 and that the arc r_j must enter r'_j , which is not possible.

(ii) The proof of this assumption is presented in the appendix. It lists all the possible configurations of D in Figure 21

□

3.4 The construction of the graph G_F

Let $F = C_1 \wedge \dots \wedge C_m$, where each clause $C_j = \lambda_{j_1} \vee \lambda_{j_2} \vee \lambda_{j_3}$, for j in $\{1, \dots, m\}$. Each λ_{j_k} correspond to the variable x_{j_k} or its negation \bar{x}_{j_k} . From F we construct an

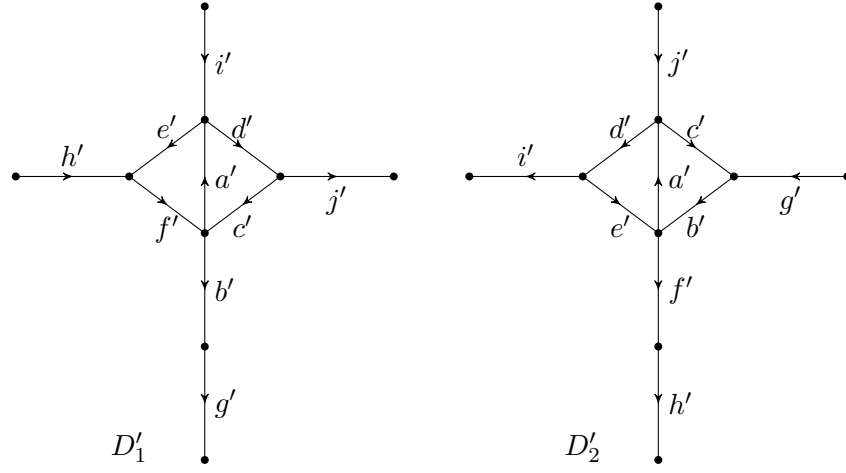


Figure 6: The two directed graphs having I' as an intersection graph.

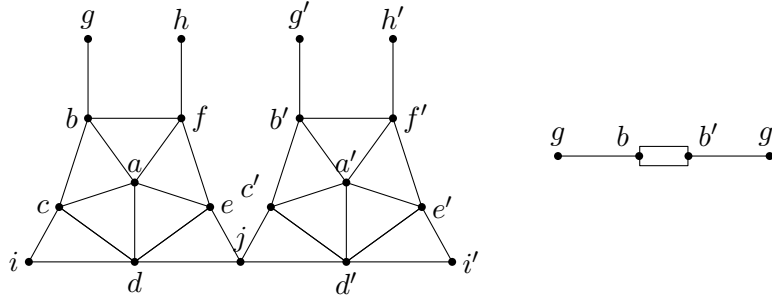


Figure 7: The graph INV and its abbreviation.

undirected graph G_F as follows. Let GAD_i^1 be the undirected graph associated with each Boolean variable x_i , $i = 1, \dots, n$. And let GAD_j^2 be the undirected graph associated with each clause C_j , $j = 1, \dots, m$. In the construction of G_F , there is no connection between the graphs GAD_i^1 themselves and between the graphs GAD_j^2 themselves. The only connections are between GAD_i^1 and GAD_j^2 where the variable x_i or \bar{x}_i appears in the clause C_j . Moreover these connections are made through their branches. Specifically, for each clause $C_j = \lambda_{j_1} \vee \lambda_{j_2} \vee \lambda_{j_3}$ we do the following:

- if $\lambda_{j_1} = x_{j_1}$, we identify vertex r_j with vertex $g_j^{j_1}$ and vertex r'_j with vertex $b_j^{j_1}$,
- if $\lambda_{j_1} = \bar{x}_{j_1}$, we identify vertex r_j with vertex $h_j^{j_1}$ and vertex r'_j with vertex $f_j^{j_1}$,
- if $\lambda_{j_2} = x_{j_2}$, we identify vertex s_j with vertex $g_j^{j_2}$ and vertex s'_j with vertex $b_j^{j_2}$,
- if $\lambda_{j_2} = \bar{x}_{j_2}$, we identify vertex s_j with vertex $h_j^{j_2}$ and vertex s'_j with vertex $f_j^{j_2}$,

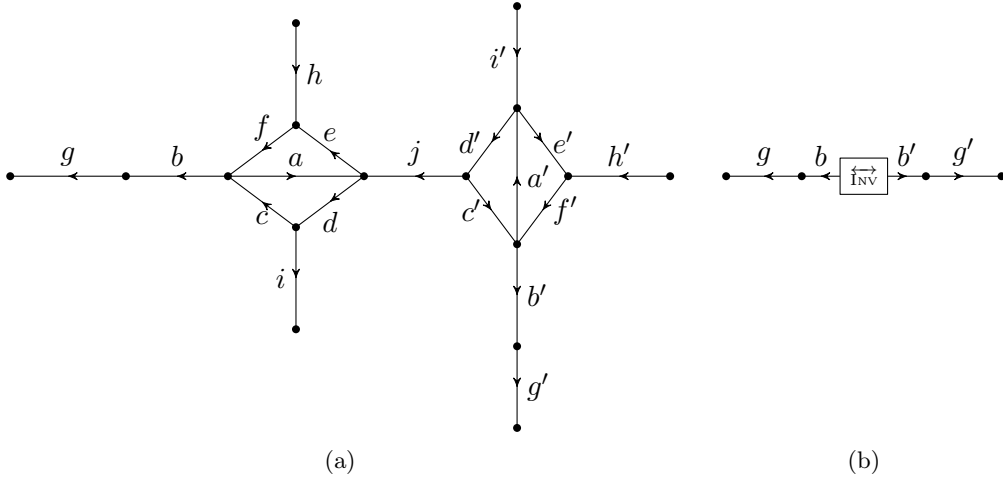


Figure 8: The graph $\overleftrightarrow{\text{INV}}$ (a) and its abbreviation (b).

- if $\lambda_{j_3} = x_{j_3}$, we identify vertex t_j with vertex $g_j^{j_3}$ and vertex t'_j with vertex $b_j^{j_3}$,
- if $\lambda_{j_3} = \bar{x}_{j_3}$, we identify vertex t_j with vertex $h_j^{j_3}$ and vertex t'_j with vertex $f_j^{j_3}$.

3.5 Proof of Theorem 1

Since the problem 3-SAT is NP-complete, it is sufficient to prove that the Boolean formula F , as defined in the previous subsection, is true if and only if the graph G_F is a facility location graph.

Assume that the graph G_F is a facility location graph and let D be a directed graph such that $I(D) = G_F$. Define an assignment of the Boolean variables x_i , $i = 1, \dots, n$ as follows:

$$x_i = \begin{cases} 1 & \text{if the arc } g_1^i \text{ enters the arc } b_1^i \text{ in } D, \\ 0 & \text{otherwise} \end{cases}$$

Notice that from Lemma 3 whenever the arc g_1^i enters the arc b_1^i , then g_j^i enters the arc b_j^i for each $j = 1, \dots, m$. Let C_j be any clause of F . From Lemma 5 (i), we must have that r_j enters r'_j , or s_j enters s'_j or that t_j enters t'_j in any directed graph whose intersection graph is GAD_j^2 . We may assume that r_j enters r'_j . By the definition of G_F the branch $r_j r'_j$ is identified with $g_j^i b_j^i$ when x_i is present in C_j and in this case $x_i = 1$ and so $C_j = 1$. Otherwise the branch $r_j r'_j$ is identified with $h_j^i f_j^i$ when \bar{x}_i is present in C_j . So the arc h_j^i enters the arc f_j^i and from Lemma 3 we have that the arc b_j^i enters the arc g_j^i and by definition we have $x_i = 0$, which implies that $C_j = 1$.

Now assume that there is an assignment of the variables x_i , $i = 1, \dots, n$ satisfying F . Let us construct a directed graph D such that $G_F = I(D)$. For each graph GAD_i^1 we build a directed graph such that each arc g_j^i enters the arc b_j^i when $x_i = 1$ and each arc b_j^i enters

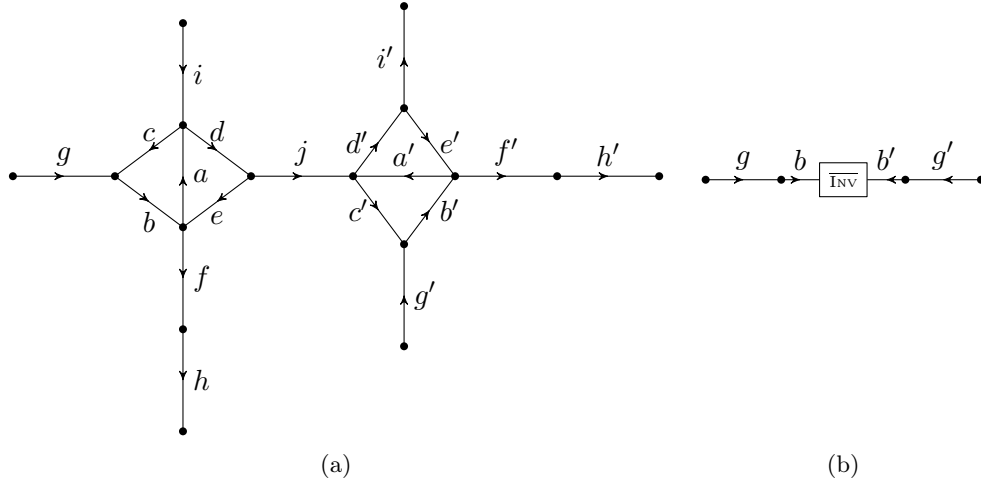


Figure 9: The graph $\overline{\text{INV}}$ (a) and its abbreviation (b).

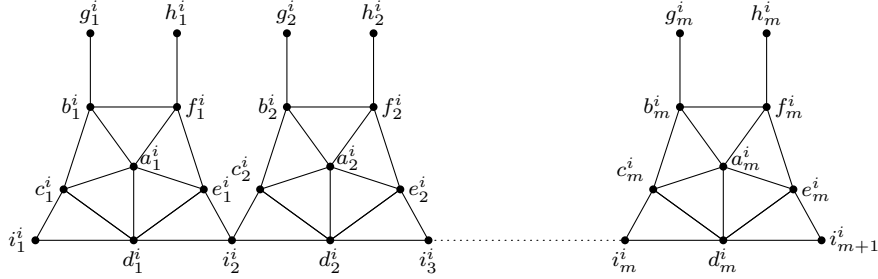


Figure 10: Graph for every variable x_i , GAD_i^1 .

g_j^i when $x_i = 0$. This is possible from Lemma 3. Now given a clause $C_j = \lambda_{j_1} \vee \lambda_{j_2} \vee \lambda_{j_3}$, from Lemma 5 the graph D cannot exist only when the assumption (i) of Lemma 5 is not satisfied. But one can check that this may happen only when $\lambda_{j_1} = \lambda_{j_2} = \lambda_{j_3} = 0$, which is not possible.

4 Recognizing triangle-free facility location graphs

Notice that the maximum cliques on the graph G_F built by our reduction in the section have size 3. Hence it is natural to ask if recognizing triangle-free facility location graphs remains difficult. In this section we show that this recognition may be done in polynomial time.

In subsection 4.1 we examine the structure of general FL graphs. In subsection 4.2, we restrict ourselves to triangle-free graphs and we give the main result of this section.

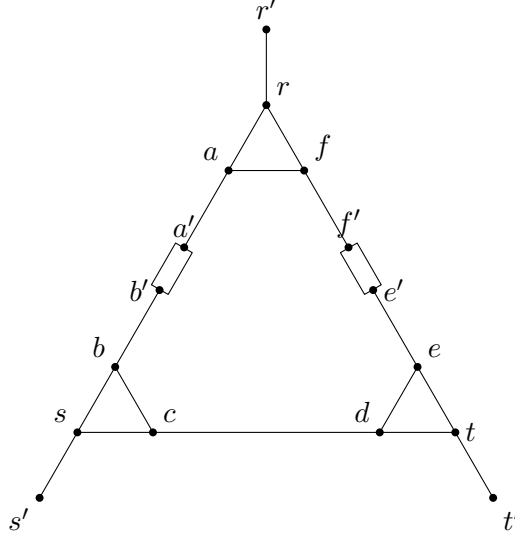


Figure 11: The graph Gad_j^2 corresponding to the clause C_j .

4.1 Some structural properties

In [3], Baïou and Barahona gave a characterization of preimages of cycles.

Lemma 6. [3] *Given a directed graph $D = (V, A)$, a subset of arcs $C \subseteq A$ induce a chordless cycle of size at least four in $I(D)$, if and only if C may be partitioned into two subsets C' and C'' , such that C' is a cycle in D and there is a 1-to-1 correspondence between the nodes in \hat{C}' and the arcs in C'' , where each arc (v, \bar{v}) of C'' correspond to a node $v \in \hat{C}'$ where (i) $\bar{v} \in V \setminus V(C')$ or (ii) $\bar{v} \in \tilde{C}'$ with \bar{v} is one of the two neighbors of v in C' , see Figure 13 for an example.*

Notice that we may have $C'' = \emptyset$. In this case C is a directed cycle in D . Notice the following remark.

Remark 7. *Let G be an undirected graph. Let $e = uv$ an edge of G where u has degree one and v has degree two. Then G is a FL graph if and only if $G - u$ is also a FL graph.*

Lemma 8. *If G is a FL graph, then there exists a digraph D such that $G = I(D)$ and every sink node in D has exactly one entering arc.*

Proof. Since G is a FL graph, there exists a directed graph D' such that $G = I(D')$. If u is a sink node with the entering arcs $(u_1, u), \dots, (u_k, u)$, $k \geq 2$. We may split the node u and so each arc (u_i, u) is replaced by (u_i, u'_i) , where each node u'_i is a sink with only one entering arc. If D is the resulting directed graph we have that $G = I(D)$. \square

Lemma 9. *Given an undirected graph G . If there is an edge $e = bc$ in G such that b and c both have degree two and no common neighbour, then the following statements are equivalent:*

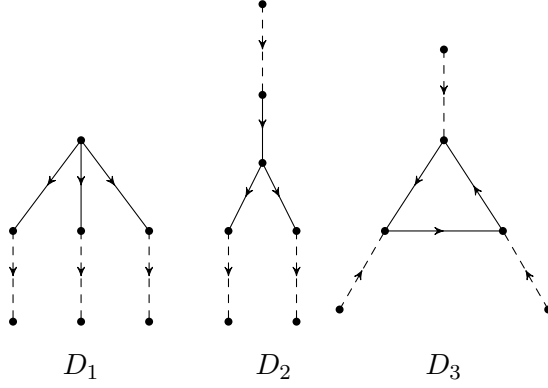


Figure 12: The solid line are the nodes of the triangle Δ and the dashed lines are its pending nodes.

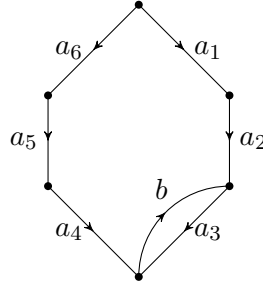


Figure 13: The chordless cycle in $I(D)$ is $C = a_1, a_2, a_3, b, a_4, a_5, a_6, a_1$. The cycle in G , $C' = a_1, \dots, a_6, a_1$. $C'' = \{b\}$.

- (i) G is a FL graph,
- (ii) $G - e$ is a FL graph.

Proof. Let us call a the other neighbour of b and d the other neighbour of c (see Figure 14).

(i) \Rightarrow (ii). Assume that G is a FL graph and hence $G = I(D)$. Assume that the arcs a and c have no common vertex in D , in this case the arc b must share exactly one endnode with a and one endnode with c . Replace the arc $b = (r, s)$ by $b = (r', s)$ (respectively $b = (r, s')$) when r (respectively s) is an endnode of c . The nodes r' and s' are new nodes. Call the resulting graph D' . We have $G - e = I(D')$.

Now assume that a and c have a common endnode. Let $a = (u, v)$ and $c = (w, t)$. Since a and c are not adjacent we must have $v = t$ and $u \neq w$. Let $b = (r, s)$. If $r \neq v$, then as in the previous case we replace the arc $b = (r, s)$ by $b = (r', s)$ (respectively $b = (r, s')$) when r (respectively s) is an endnode of c and we obtain a new graph D' with $G - e = I(D')$. If $r = v$, replace the arc $c = (w, t)$ by $c = (w, t')$, and if in addition we

have $s = w$ we replace the arc $b = (r, s)$ by $b = (r, s')$, where s' and t' are two new nodes. It is easy to check that we obtain a new graph D' with $G - e = I(D')$.

(ii) \Rightarrow (i). Now assume that $G - e = I(D')$. Let G'' be the graph obtained from $G - e$ by adding a node b'' and the edge $b''c$. To avoid confusion, we rename the node b by b' , see Figure 14. From Remark 7, we know there exists a directed graph D'' such that $G'' = I(D'')$.

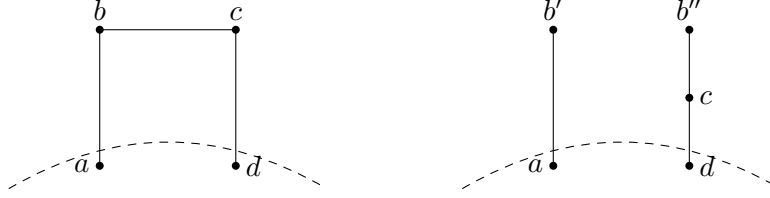


Figure 14: On the left: the graph G . On the right: the graph G'' .

By Lemma 8 we may pick D'' such that every sink has a most one entering arc.

Let $b' = (r, s)$ and $b'' = (t, u)$.

The nodes b' and b'' have no node in common. Indeed, if b' and b'' have a common node it must be that $s = u$, and since in G'' the nodes b' and b'' are not adjacent. And s must be a sink since b' and b'' have no common neighbour. It follows that s is a sink having at least two entering nodes, which is a contradiction.

Moreover, we may assume that $a \neq (s, r)$ and $c \neq (u, t)$. If $a = (s, r)$. Since a is the unique neighbor of $b' = (r, s)$, we may replace the arc b' by $b = (r, s')$ with s' a new node. The same arguments hold when $c = (u, t)$.

Therefore, the connections between the arcs b' and a and between b'' and c are of three types as shown in the Figure 15 below.

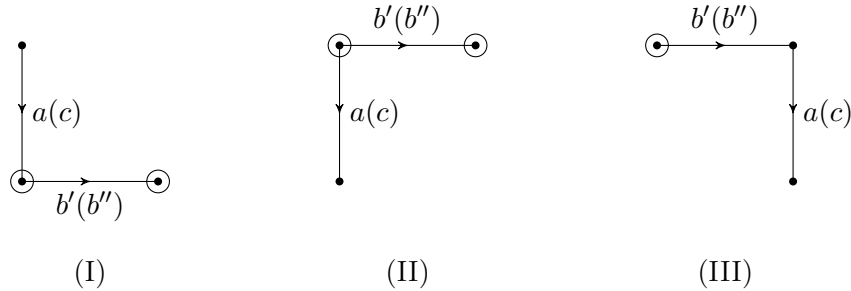


Figure 15: The circled nodes have no other adjacency.

In some cases a simple identification of the arcs b' and b'' give rise to a graph D with $I(D) = G$. Identifying the arcs $b' = (r, s)$ and $b'' = (t, u)$ means that we remove them and we shrink r with t and s with u , where r' and s' are the resulting nodes, respectively. Finally we put $b = (r', s')$. The cases where such an operation may be done

are summarized in the Table 1 below.

		$c - b''$		
		(I)	(II)	(III)
$a - b'$	(I)	✓		✓
	(II)			✓
	(III)	✓	✓	

Table 1: Compatibility between types

If a connection of type (II) occurs, say between a and b' , we may replace the arc $a = (r, v)$ by $a = (s, v)$. The head of a is unchanged but its tail now coincide with the head of b' . This transformation will not alter G'' , that is G'' is again the intersection graph of the resulting directed graph. Moreover the connection between a and b' is now of type (III). Therefore the only remaining case to study is when the connection between a and b' and between c and b'' are both of type (III). Recall that c is adjacent to only b'' and d in G'' . Let $d = (v, w)$. If the head of the arc c is v in D'' , we set $c = (t, v)$. Again G'' is the intersection graph of this new directed graph and the connection of c and b'' is of type (II). Now assume that $w = u$, in this case we may set b'' to be the arc going from the head of c to t and we obtain a connection of type (I) between, b'' and c . \square

Notice that Lemma 9 is not true when b and c are two adjacent nodes of degree two with a common neighbor a , that is a, b, c is a triangle. In fact, the graph shown in Figure 16 (a) is not a FL graph, but the graph obtained by removing the edge $e = bc$ is a FL graph. And the graph shown in Figure 16(b) is a FL graph, but if we remove the edge $e = bc$ the resulting graph is not anymore a FL graph. But we may easily check that when a has only one neighbor different from b and c , then Lemma 9 holds.

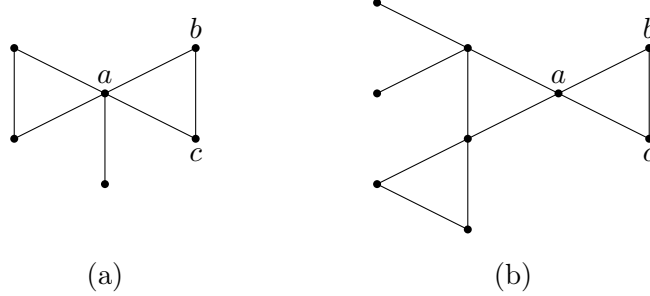


Figure 16: (a): is not a FL graph but without $e = ab$ is a FL. (b): is a FL graph, without $e = ab$ is not.

4.2 Application to triangle-free facility location graphs

Lemma 10. *Let G be a connected triangle-free graph that does not contain two adjacent nodes having both degree two. If G is a FL graph, that is there exists a directed graph*

$D = (V, A)$ with $G = I(D)$, then for each vertex $v \in V$ we have (i) v is the tail of at most one arc or (ii) v is the tail of exactly two arcs (v, v_1) and (v, v_2) and there is no arc leaving v_1 and v_2 .

Proof. Since G is triangle-free, v is the tail of at most two arcs. Therefore we may assume it is the tail of exactly two arcs (v, v_1) and (v, v_2) . Notice that there is no arc entering v , otherwise G contains a triangle. Assume that for each node v_i , the arc (v_i, v'_i) exists. Notice that there are no other arcs leaving v_1 or v_2 . Call $b = (v, v_1)$ and $c = (v, v_2)$. We have that b and c are two adjacent nodes in G having degree two. \square

Theorem 11. *Let G be a triangle-free graph. Define G' to be the graph obtained from G by removing each edge $e = bc$ where b and c have degree two. Then G is a FL graph if and only if G' admits at most one cycle.*

Proof. From Lemma 9, we may assume that G does not contain an edge $e = bc$ where b and c have degree two.

Necessity. Let G be a triangle-free facility location graph, that is there exist a directed graph $D = (V, A)$, with $G = I(D)$. Also assume that there are no two adjacent nodes of degree two. Suppose that there is a connected component of G containing two cycles C_1 and C_2 . We may assume that both C_1 and C_2 are chordless cycles. By Lemma 6, C_1 may be partitioned into C'_1 and C''_1 and C_2 may be partitioned into C'_2 and C''_2 . We have that C'_1 and C'_2 are two cycles in D and C''_1 and C''_2 are as defined in Lemma 6.

From Lemma 10, we have $\dot{C}'_1 = \dot{C}'_2 = \emptyset$. That is both C'_1 and C'_2 are directed cycles and that $C''_1 = C''_2 = \emptyset$. Notice that C_1 and C_2 have no node in common, otherwise C'_1 and C'_2 must share at least one arc, and since they are both directed cycles, we must create a triangle in G . Since C_1 and C_2 belong to the same connected component we must have a path P in G connecting a vertex u of C_1 and a vertex v of C_2 . Let $P = (v_1 = (u_1, u'_1), v_2 = (u_2, u'_2), \dots, v_{p-1} = (u_{p-1}, u'_{p-1}), v_p = (u_p, u'_p))$, with $u = v_1$ and $v = v_p$. Then $u'_1 = u'_2$ and $u'_{p-1} = u'_p$. In this case, P cannot be a directed path in G . It follows, that there exists at least one node u_k that contradicts Lemma 10.

Sufficiency. Consider a connected component of G . Suppose that it consists of a tree. Let us construct a directed graph D with $G = I(D)$. Pick any node r as a root. Let $r = (u_0, v_0)$. Let r_1, \dots, r_k be the children of r in G , we set $r_i = (v_i, u_0)$ for $i = 1, \dots, k$. Now each node r_i play the role of r and we repeat this step. This procedure ends with a directed graph D such that $G = I(D)$.

Suppose that there is a cycle C . This cycle must be chordless. Let C' be a directed cycle where each arc in C' correspond to a node in C . The rest of this component consist of disjoint trees each intersect C in one node. If this node is chosen to be the root of the tree, then the procedure above may be applied to get a directed graph D such that $G = I(D)$. \square

As a consequence we obtain the following result.

Theorem 12. *Given an undirected triangle-free graph $G = (V, E)$, we may decide whether or not G is a facility location graph in $O(|E|)$.*

Proof. In $O(|E|)$ we may remove all the edges $e = bc$ with both b and c of degree two. Then we apply a breadth-first search in $O(|E|)$. If a node is encountered more than twice or there are two nodes that were encountered twice, then there are two cycles. Otherwise G is a facility location graph. \square

5 Consequences and related problems

5.1 The vertex coloring problem

A *vertex color* of a graph is an assignment of colors to the nodes of the graph such that no two adjacent nodes receive the same color. The minimum number needed for a such coloring is called the *chromatic number* and denoted by $\chi(G)$. It is well known that finding $\chi(G)$ is NP-complete for triangle-free graphs. A direct consequence of the previous section shows that $\chi(G) \leq 3$ when G is a triangle-free facility location graph.

Let $G = (V, E)$ be a triangle-free facility location problem and G' the graph defined in Theorem 11. It follows that each connected component of G' contains at most one cycle. If there is an odd cycle then $\chi(G') = 3$, otherwise $\chi(G') = 2$. Let us extend the coloring of G' to G . The reconstructing of G from G' implies that at each step we add an edge $e = bc$ between two pendent nodes of G' . We keep calling the graph obtained at each step G' , until the last step that produce G . Let b' and c' be, respectively, the unique neighbors of b and c in G' . If b and c have not the same color then we add $e = bc$ without altering the existing coloring. Assume that b and c have the same color. If b' and c' have different colors, then we may assign the color of c' to b , or the color of b' to c . Finally if b' and c' have the same color, then we pick arbitrarily b or c and we assign him a third available color.

From the discussion above, we have the following:

Theorem 13. *If G is a triangle-free facility location graph, then $\chi(G) \leq 3$. Moreover, $\chi(G)$ may be computed in $O(|E|)$.*

A natural question arises: whether or not coloring facility locations graphs is polynomial. Unfortunately the answer is no. This will be shown using a reduction from the edge coloring problem. Given an undirected graph $G = (V, E)$ an *edge color* of G is a coloring of the edges that gives two different colors for each pair of incident edges.

Theorem 14. *Coloring facility locations graphs is NP-complete.*

Proof. Given a undirected graph $G = (V, E)$ and positive integer k , the problem of deciding whether or not we can color the edges of G with k colors has been proved to be NP-complete by Holyer in [11]. We will reduce this problem to the problem of whether or not we can color the nodes of a facility location graph with k colors. Precisely, from $G = (V, E)$ we build a directed graph D such that the edges of G may be colored with k colors if and only if the nodes of $I(D)$ may be colored with k colors.

Let $E = \{e_1, \dots, e_m\}$. We build D as follows: for each edge $e_i = uv \in E$ we add a node v_i and the arcs (u, v_i) and (v, v_i) . For each node v_i we add $k - 1$ arcs $(v_i, v_{i_1}), \dots, (v_i, v_{i_{k-1}})$, where $v_{i_1}, \dots, v_{i_{k-1}}$ are new nodes.

Assume that G admits an edge coloring with k colors. Assign the color of each edge $e_i = uv$ to the nodes (u, v_i) and (v, v_i) of $I(D)$ and color the nodes $(v_i, v_{i_1}), \dots, (v_i, v_{i_{k-1}})$ with the other $k - 1$ colors. This is a vertex coloring of $I(D)$ with k colors. Now assume $I(D)$ admits a vertex coloring with k colors. Since each node $(v_i, v_{i_1}), \dots, (v_i, v_{i_{k-1}})$ of $I(D)$ must receive a different colors (because they form a clique in $I(D)$) we have that both nodes (u, v_i) and (v, v_i) must have the same color, then assign this color to the edge $e_i = uv$ of G . The resulting coloring is an edge coloring of G with k colors or less. \square

5.2 The stable set problem

Given an undirected graph $G = (V, E)$, a subset of nodes $S \subseteq V$ of an undirected graph is called a *stable set* if there is no edge between any two nodes of S . The *maximum stable set problem* is to find a stable set of maximum size. This size is usually called the *stability number* and denoted by $\alpha(G)$. If we associate a weight $w(v)$ to each vertex $v \in V$, then the *maximum weighted stable set problem* is to find a stable set S with $\sum_{v \in S} w(v)$ maximum.

The maximum stable set problem is NP-complete for triangle-free graph. One may show this result using the following transformation due to Poljak [15]. Given any undirected graph $G = (V, E)$ replace any edge $e = uv$ in E by a path $uu', u'u'', u''v$. The resulting graph SUB_G is triangle-free and $\alpha(\text{SUB}_G) = \alpha(G) + |E|$. This shows that the maximum stable set problem is NP-complete in triangle-free graphs. Using Theorem 11 we have that SUB_G is also a facility location graph, since the removal of the edges $u'u''$ yields a graph where each connected component is a star. As a consequence we obtain the following result,

Theorem 15. *The maximum stable set problem is NP-complete in triangle-free facility location graphs.*

Since from Theorem 13 one may color the vertices of any triangle-free facility location graph with 3 colors in $O(|E|)$, this immediately implies a 3-approximation algorithm for the maximum stable set problem. This remains true for the maximum weighted stable set problem. In fact, let V_1, V_2, V_3 be a partition of V where each subset V_i is stable. Let $V'_i \subseteq V_i$, be the nodes of V_i having only positive weights, for $i = 1, \dots, 3$. Let $w(V'_1) = \max \{w(V'_2), w(V'_3)\}$ and S^* the stable set of maximum weight. We have

$$w(S^*) \leq w(V'_1) + w(V'_2) + w(V'_3) \leq 3w(V'_1).$$

5.3 The facility location problem

Recall that the uncapacitated facility location problem (UFLP) associated with a directed graph D is equivalent to the maximum weighted stable set problem with respect to $I(D)$. Therefore, from Theorem 15 we have the following corollary.

Corollary 16. *The uncapacitated facility location problem associated with directed graph D is NP-complete even when D does not contain the four graphs of Figure 17 as subgraphs.*

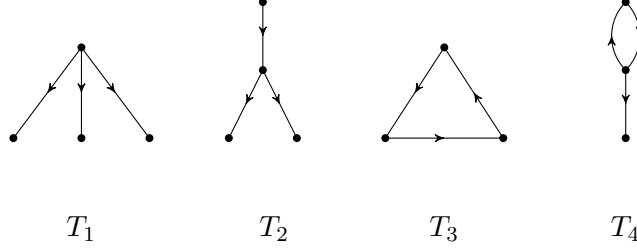


Figure 17: The forbidden subgraphs T_1 , T_2 , T_3 and T_4 .

In the following we will show that the UFLP remains NP-complete even for a more restricted class of graphs.

An undirected graph $G = (V, E)$ is called *cubic* if the degree of each vertex is 3. A *bridge* is an edge such that its deletion increases the number of connected components. A *bridgeless* graph is a graph with no bridge. We have the following well known result.

Theorem 17. [10] *The maximum stable set problem in cubic graphs is NP-complete.*

In [10] it has been shown that the *minimum vertex cover* problem is NP-complete, here we look for a subset of nodes with minimum cardinality, such that each edge has at least one endnode in this set. Notice that if S is a minimum vertex cover, then $\bar{S} = V \setminus S$ is a maximum stable set. Then both problems minimum vertex cover and maximum stable set are equivalent in the same graph without any transformation. We also notice that the proof in [10] use a reduction of 3-SAT to the minimum vertex cover problem. The graph constructed from a 3-SAT instance is bridgeless and each node has at most degree 3. Moreover, each node with degree 2 has two non-adjacent nodes of degree 3. Thus we can remove this nodes and connect its two neighbors. It is easy to check that if one can solve the minimum vertex cover problem in this new graph, then one may solve it in the original graph too. From this discussion and Theorem [10] we have the following corollary.

Corollary 18. *The maximum stable set problem in a bridgeless cubic graph is NP-complete.*

In addition to the forbidden subgraphs T_1 , T_2 , T_3 and T_4 we also add the subgraphs F_1 and F_2 of Figure 18, and the UFLP remains NP-complete.

Theorem 19. *The uncapacitated facility location problem is NP-complete for graphs that do not contain any of T_1 , T_2 , T_3 , T_4 , F_1 and F_2 as a subgraph.*

Proof. Let $G = (V, E)$ be an undirected bridgeless cubic graph. From G define the subdivision of it, SUB_G , as in the previous subsection, that is each edge $e = uv \in E$ is replaced by path of size three. Now we construct a directed graph D containing none

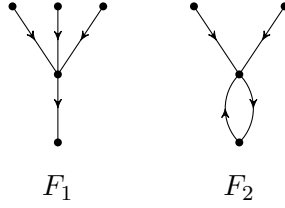


Figure 18: The forbidden subgraphs F_1 and F_2 .

of the graphs T_1, T_2, T_3, T_4, F_1 and F_2 as a subgraph and such that $I(D) = \text{SUB}_G$. Thus from Corollary 18 the maximum weighted stable set problem is NP-complete in bridgeless cubic graphs, and by equivalence we have that UFLP is also NP-complete in graphs satisfying the theorem's hypothesis. Now let us give the construction of D .

From Petersen's theorem [14], the graph G contains a perfect matching M . Let G' be the graph obtained by removing M . Each component of G' is a chordless cycle. Let $C = v_0, v_1, \dots, v_p$ be one of these cycles. In SUB_G this cycle corresponds to a cycle $C' = v_0, v_1, v_2, \dots, v_{3p}, v_{3p+1}, v_{3p+2}$. Let us construct a directed graph D with $I(D) = \text{SUB}_G$. Each cycle C' of SUB_G may be defined in D by the directed cycle where the arc v_i enters the arc v_{i+1} for each $i = 0, \dots, 3p+1$, and the arc v_{3p+2} enters the arc v_0 (an arc a enters an arc b means that the head of a coincide with the tail of b). To complete the definition of D we need to consider all the edges of M and their subdivisions. Let $e = uv \in M$ and u_1, u_2, u_3, u_4 the corresponding path in SUB_G . Complete the construction of D by creating for every such edge e two arcs u_2 and u_3 having the same tail where u_2 enters the arc u_1 and u_3 enters the arc u_4 . This transformation is depicted in Figure 19.

By construction we have that $I(D) = \text{SUB}_G$ and that each node is the head of at most two arcs, hence F_1 is not present in D and it is easy to see that with construction F_2 cannot occur. Also there are no T_1, T_2, T_3 and T_4 in D since SUB_G is triangle-free, see Figure 19. \square

6 Concluding remarks

In this paper we studied the class of facility location graphs. These graphs come from the classical and well studied uncapacitated facility location problem. We have shown that the recognition problem of these graphs is NP-complete in general and polynomially solvable in free-triangle graphs. As a consequence, we observed that the stable set problem still NP-complete on a more restricted class than triangle-free graphs and that three colors suffice to color the vertex set of a triangle-free facility location graph. We also studied the complexity of two problems (1) the vertex coloring problem in facility location graphs and (2) the uncapacitated facility location problem in graphs that do not contain as a subgraph the graphs T_1, T_2, T_3, T_4, F_1 and F_2 . Let us discuss a natural attempt for restricting more this class of graphs.

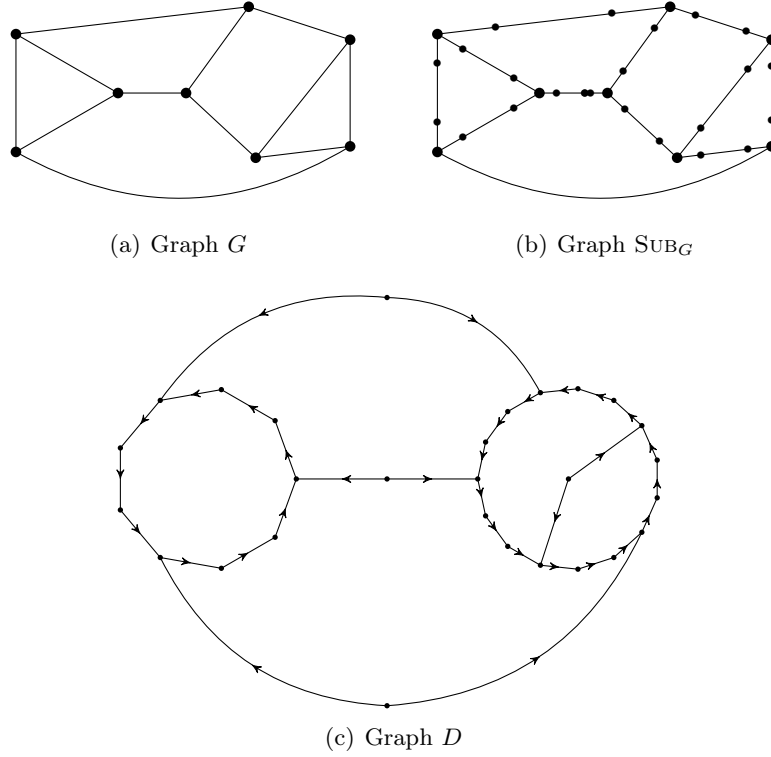


Figure 19: From G to SUB_G to D

We know from [2, 17] that if the graph F_3 of Figure 20 is forbidden, then UFLP is polynomially solvable. Now consider a graph without any of the subgraphs T_1, \dots, T_4 , F_1 and F_2 and containing the subgraph F_3 . There is at least an arc leaving the node u of F_3 , otherwise by definition any feasible solution of UFLP must contain u and in that case u may be splitted into several copies depending on the number of arcs entering it. The arc leaving u must have a head that do not belong to F_3 , which lead to the graph F_4 of Figure 20. Now if we consider a directed graph D with no F_4 and since we do not have F_1 and F_2 , the intersection graph $I(D)$ is claw-free and hence the maximum stable set problem is polynomially solvable [13, 16, 9]. Equivalently, the UFLP is polynomially solvable if, in addition to the hypothesis of Theorem 19, we forbid also the subgraph F_4 .

Acknowledgements

The authors wish to thank Reza Naserasr for fruitful discussions.

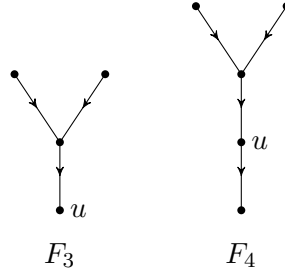


Figure 20: The graphs F_3 and F_4 .

References

- [1] P. AVELLA AND A. SASSANO, *On the p -median polytope*, Mathematical Programming, 89 (2001), pp. 395–411.
- [2] M. BAÏOU AND F. BARAHONA, *On the p -median polytope of y -free graphs*, Discrete Optimization, 5 (2008), pp. 205 – 219. In Memory of George B. Dantzig.
- [3] M. BAÏOU AND F. BARAHONA, *On a connection between facility location and perfect graphs*, Tech. Rep. RC24885, IBM Research, 2009.
- [4] E. BALAS, *The asymmetric assignment problem and some new facets of the traveling salesman polytope on a directed graph*, SIAM Journal on Discrete Mathematics, 2 (1989), pp. 425–451.
- [5] L. W. BEINEKE, *Characterizations of derived graphs*, Journal of Combinatorial Theory, 9 (1970), pp. 129 – 135.
- [6] V. CHVÁTAL AND C. EBENEGGER, *A note on line digraphs and the directed max-cut problem*, Discrete Applied Mathematics, 29 (1990), pp. 165 – 170.
- [7] G. CORNUEJOLS AND J.-M. THIZY, *Some facets of the simple plant location polytope*, Math. Program., 23 (1982), pp. 50–74.
- [8] C. DE SIMONE AND C. MANNINO, *Easy instances of the plant location problem*, Tech. Rep. R. 427, IASI, CNR, 1996.
- [9] Y. FAENZA, G. ORIOLO, AND G. STAUFFER, *An algorithmic decomposition of claw-free graphs leading to an $o(n^3)$ -algorithm for the weighted stable set problem*, in Proceedings of the Twenty-Second Annual ACM-SIAM Symposium on Discrete Algorithms, SODA '11, SIAM, 2011, pp. 630–646.
- [10] M. GAREY, D. JOHNSON, AND L. STOCKMEYER, *Some simplified np -complete graph problems*, Theoretical Computer Science, 1 (1976), pp. 237 – 267.
- [11] I. HOLYER, *The np -completeness of edge-coloring*, SIAM Journal on Computing, 10 (1981), pp. 718–720.

- [12] R. M. KARP, *Reducibility Among Combinatorial Problems*, in Complexity of Computer Computations, R. E. Miller and J. W. Thatcher, eds., Plenum Press, 1972, pp. 85–103.
- [13] G. J. MINTY, *On maximal independent sets of vertices in claw-free graphs*, Journal of Combinatorial Theory, Series B, 28 (1980), pp. 284 – 304.
- [14] J. PETERSEN, *Die Theorie der regulären graphs*, Acta Mathematica, 15 (1891), pp. 193–220.
- [15] S. POLJAK, *A note on stable sets and colorings of graphs*, Commentationes Mathematicae Universitatis Carolinae, 15 (1974), pp. 307 – 309.
- [16] N. SBIHI, *Algorithme de recherche d’un stable de cardinalité maximum dans un graphe sans étoile*, Discrete Mathematics, 29 (1980), pp. 53 – 76.
- [17] G. STAUFFER, *The p -median polytope of y -free graphs: An application of the matching theory*, Operations Research Letters, 36 (2008), pp. 351 – 354.

Appendix

Figures to explicitly prove Lemma 5.

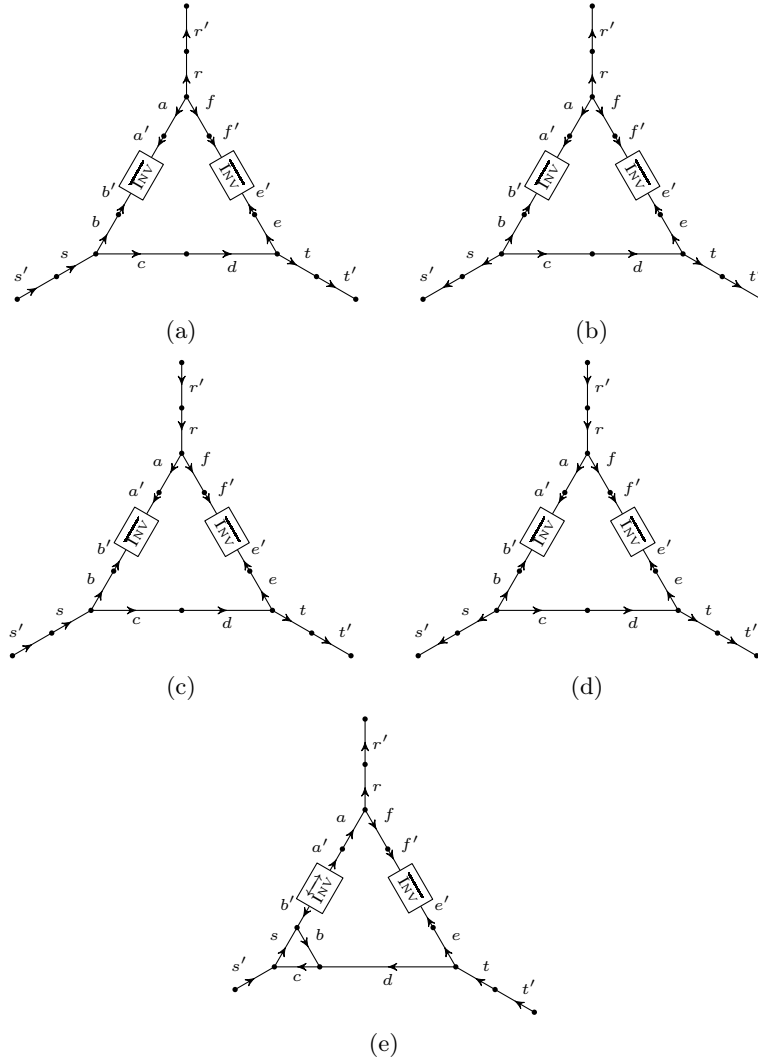


Figure 21: Five possible preimages for GAD^2