

# THE IGNITION OF CARBON DETONATIONS VIA CONVERGING SHOCK WAVES IN WHITE DWARFS

KEN J. SHEN<sup>1,2</sup> AND LARS BILDSTEN<sup>3</sup>  
*Accepted for publication in ApJ*

## ABSTRACT

The progenitor channel responsible for the majority of Type Ia supernovae is still uncertain. One emergent scenario involves the detonation of a He-rich layer surrounding a C/O white dwarf, which sends a shock wave into the core. The quasi-spherical shock wave converges and strengthens at an off-center location, forming a second, C-burning, detonation that disrupts the whole star. In this paper, we examine this second detonation of the double detonation scenario using a combination of analytic and numeric techniques. We perform a spatially resolved study of the imploding shock wave and outgoing detonation and calculate the critical imploding shock strengths needed to achieve a core C detonation. We find that He detonations in recent two-dimensional simulations yield converging shock waves that are strong enough to ignite C detonations in high-mass C/O cores, with the caveat that a truly robust answer requires multi-dimensional detonation initiation calculations. We also find that convergence-driven detonations in low-mass C/O cores and in O/Ne cores are harder to achieve and are perhaps unrealized in standard binary evolution.

*Subject headings:* binaries: close— nuclear reactions, nucleosynthesis, abundances— shock waves— supernovae: general— white dwarfs

## 1. INTRODUCTION

Despite decades of theory and observations, the nature of Type Ia supernova (SN Ia) progenitors remains a mystery. Until recently, the evolutionary scenario thought to be responsible for the bulk of SNe Ia was the “single degenerate scenario,” in which a C/O white dwarf (WD) accretes H-rich matter from a donor and ignites C in its core as it approaches the Chandrasekhar mass (Whelan & Iben 1973; Nomoto 1982b). However, recent work has revealed cracks in this scenario from a variety of angles (e.g., Leonard 2007; Nomoto et al. 2007; Shen & Bildsten 2007; Ruiter et al. 2009; Kasen 2010; Li et al. 2011; Schaefer & Pagnotta 2012). Studies of the “double degenerate scenario” (Iben & Tutukov 1984; Webbink 1984), which involves the growth of a C/O WD to the Chandrasekhar mass via the merger of two C/O WDs, have shown that it instead results in relatively quiescent C-burning rather than the violent deflagration or detonation necessary for a SN Ia (Nomoto & Iben 1985; Saio & Nomoto 1998; Yoon et al. 2007; Shen et al. 2012; Schwab et al. 2012).

Our focus in this work is on the “double detonation scenario,” in which a detonation in a He shell surrounding a C/O WD sends a shock wave into the C/O core. As this quasi-spherical shock wave converges towards a focal point, it strengthens and subsequently ignites a C-burning detonation (e.g., Livne 1990). The double detonation scenario neatly explains why shock interaction of the ejecta with large companions, significant H, and pre- and post-explosion companions are not detected in typical SNe Ia, and the scenario can provide a very good

match to the observed SN Ia delay time distribution (Maoz et al. 2011; Ruiter et al. 2011). However, while the double detonation scenario was first invoked several decades ago, no study has adequately resolved the ignition of the second detonation. This is due to the large disparity between the scale of the WD ( $10^8 - 10^9$  cm) and the lengthscales of C detonations (0.01 – 1 cm) at the relevant densities of  $\rho = 10^7 - 10^8$  g cm<sup>-3</sup>. This  $\sim 10$  order of magnitude difference in length highlights the computational challenge of resolving the core detonation ignition in a full star simulation. As a result, studies that track the progress of the He shell detonation and the shock wave through the entire C/O core, which have a minimum resolution of  $\sim 10^6$  cm (Fink et al. 2007, 2010; Sim et al. 2012; Moll & Woosley 2013), typically assume that if the minimum resolution element is compressed to high densities and temperatures, a C detonation is inevitable. However, this assumption has not yet been properly tested.

In this paper, we narrow our attention to an initially constant density volume surrounding the focal point of the converging shock wave in order to resolve the formation of the core detonation. We begin in Section 2 by outlining the evolutionary pathways that can lead to double detonations. In Section 3, we describe analytic results for planar detonations and spherically imploding shock waves. We use the numerical reactive hydrodynamics code FLASH (Fryxell et al. 2000) to follow the imploding shock wave and the ignition of the detonation in Section 4, and we find the critical spherical imploding shock strengths needed to achieve propagating spherical detonations. Our results support claims (e.g., Fink et al. 2007, 2010; Sim et al. 2010; Ruiter et al. 2011) that He shell detonations yield converging shocks that are strong enough to ignite detonations in high-mass C/O cores. However, detonations in smaller C/O cores are harder to ignite, and O/Ne cores appear to be prohibitively difficult to detonate. We summarize our work and conclude

<sup>1</sup>Department of Astronomy and Theoretical Astrophysics Center, University of California, Berkeley, CA 94720, USA; kenshen@astro.berkeley.edu.

<sup>2</sup>Einstein Fellow.

<sup>3</sup>Kavli Institute for Theoretical Physics and Department of Physics, Kohn Hall, University of California, Santa Barbara, CA 93106; bildsten@kitp.ucsb.edu.

in Section 5.

## 2. EVOLUTION OF DOUBLE DETONATION PROGENITORS

The double detonation scenario was first considered in the context of prolonged mass transfer of He onto C/O WDs at accretion rates  $\sim 10^{-8} M_{\odot} \text{ yr}^{-1}$  (Nomoto 1982a; Woosley et al. 1986; Livne 1990; Livne & Glasner 1990, 1991; Woosley & Weaver 1994; Livne & Arnett 1995). The mass donor in these early works was a  $\simeq 0.5 M_{\odot}$  He-burning sdB/sdO star, which yields relatively large ( $\gtrsim 0.1 M_{\odot}$ ) He envelopes on the C/O accretor prior to He ignition. When convective shell burning progresses in these large envelopes, convective eddies become inefficient at carrying away the energy released in the thin burning layer, and a He detonation may develop (Taam 1980a,b). The shock wave sent into the C/O core may be large enough to immediately ignite a C-detonation upon encountering the C-rich material, sometimes referred to as an “edge-lit” detonation, or may converge near the center of the core and form a detonation there (Nomoto 1982a; Livne 1990). In this paper, we will restrict our analysis to the latter, convergence-driven, channel.

While the energetics and nucleosynthesis from the C/O core detonation roughly matched SN Ia light curves, more detailed spectral comparisons failed because of the large amount of iron-group elements (IGEs) produced in the thick He shell detonation (Höflich & Khokhlov 1996; Nugent et al. 1997). Furthermore, the predicted binary population synthesis rate of explosions from such an evolutionary channel is too low to account for the bulk of SNe Ia, particularly in old stellar populations (Ruiter et al. 2011). It is also possible that at these relatively high densities, the dynamical He-burning progresses as a He deflagration instead of a detonation (Woosley & Kasen 2011), potentially yielding the newly discovered classes of SN 2002cx-like / SNe Iax objects (Li et al. 2003; Phillips et al. 2007; Foley et al. 2009, 2013) or Ca-rich / O-poor transients (Perets et al. 2010; Kasliwal et al. 2012).

In more recent years, the possibility of He shell detonations in systems with dynamically stable mass transfer from a He WD donor was considered (Bildsten et al. 2007; Shen & Bildsten 2009; Shen et al. 2010; Kaplan et al. 2012). Because the resulting accretion rates are higher, the accumulated He shells at the onset of He-burning are 10 – 100 times less massive than in the non-degenerate He donor scenario. While subsequent work on double detonations predicted that even these small He shells would adversely affect observations (Fink et al. 2007, 2010; Kromer et al. 2010; Sim et al. 2010; Woosley & Kasen 2011), more recent multi-dimensional work allowing for post-shock radial expansion in the He layer suggests that He-burning will be truncated before significant production of IGEs (Townsend et al. 2012; Holcomb et al. 2013; Moll & Woosley 2013; Moore et al. 2013). A large amount of C/O pollution in the He layer, either dredged up from the core or produced during a phase of convective He-burning, may also prevent overproduction of IGEs (Kromer et al. 2010; Waldman et al. 2011).

Evolutionary scenarios involving the ignition of He detonations during dynamically unstable He+C/O or C/O+C/O WD mergers have also been studied recently.

In these systems, He is present due to a He WD companion or from the small  $10^{-3} - 10^{-2} M_{\odot}$  He layers that blanket C/O WDs (Iben & Tutukov 1985; Pakmor et al. 2013). These scenarios include detonations due to the interaction of the direct impact accretion stream with the previously accreted material (Guillochon et al. 2010; Raskin et al. 2012), contact-induced detonations during the tidal disruption phase of the merger (Dan et al. 2012; Pakmor et al. 2012), and detonations due to viscous heating of the post-merger configuration (Schwab et al. 2012). As in the evolutionary channel involving stable mass transfer from a He WD, the amount of He at densities high enough to produce IGEs during a subsequent He detonation in these dynamical scenarios is small. Thus, these He detonations may also avoid significant contamination of an ensuing SN Ia, especially after accounting for their multi-dimensional nature.

The double WD merger pathway has the additional benefit of yielding several H-rich ejection episodes prior to the dynamically unstable mass transfer and subsequent SN Ia (Shen et al. 2013). These ejection events occur because the H-rich layer surrounding the less massive WD is transferred in a dynamically stable fashion onto the more massive WD and is subsequently blown out of the system in classical nova-like events 300 – 1500 yr prior to the SN Ia. The absorption of the SN light by this previously ejected material yields features that match recent observations of circumstellar material surrounding 10 – 30% of SNe Ia (Patat et al. 2007; Blondin et al. 2009; Simon et al. 2009; Sternberg et al. 2011, 2013; Foley et al. 2012; Maguire et al. 2013).

In summary, multiple evolutionary channels can yield a detonation in a He-rich layer surrounding a degenerate C/O core. While further work is required to probe the actual ignition of these He detonations, they remain a plausible outcome of mass transfer in some WD binaries. Throughout the rest of this work, we assume that the He detonation propagates successfully around the entire WD surface and sends a converging shock wave into the core. The focus of this paper is the convergence of this shock wave and the ignition of the second, C-powered, detonation.

## 3. PLANAR DETONATION AND SPHERICAL CONVERGING SHOCK ANALYTICS

To set the stage for our numerical reactive hydrodynamic simulations, we first consider the simpler problems of planar detonations and non-reactive spherically symmetric imploding shock waves.

### 3.1. Chapman-Jouguet results for planar detonations

The framework used to calculate planar post-detonation conditions is often referred to as the CJ solution, after the original work of Chapman (1899) and Jouguet (1905). From mass, momentum, and energy conservation, and the assumption that the burned ashes move at the speed of sound in the shock’s rest frame, the CJ detonation velocity is  $v_{\text{CJ}} = \sqrt{2(\gamma^2 - 1)q}$ . Here  $q$  is the energy per mass released from burning the fuel to ash, and the equation of state exponent,  $\gamma$ , is typically near 1.4 for our relevant conditions, but must be calculated self-consistently.

For our CJ calculations, we take the end state of burning to be  $^{28}\text{Si}$  because our successful detonations quickly

**Table 1**  
Chapman-Jouguet detonation speeds for combustion to pure  $^{28}\text{Si}$

Composition	$q$ ( $10^{17}$ erg $\text{g}^{-1}$ )	$\rho_0$ ( $\text{g cm}^{-3}$ )	$c_{s,0}$ ( $10^8$ cm $\text{s}^{-1}$ )	$\gamma$	$v_{\text{CJ}}$ ( $10^8$ cm $\text{s}^{-1}$ )	$M_{\text{CJ}}$
0.5/0.5 $^{12}\text{C}/^{16}\text{O}$	6.0	$3.2 \times 10^6$	2.69	1.35	9.9	3.7
		$1.0 \times 10^7$	3.47	1.36	10.1	2.9
		$3.2 \times 10^7$	4.37	1.38	10.4	2.4
0.7/0.3 $^{16}\text{O}/^{20}\text{Ne}$	4.4	$3.2 \times 10^6$	2.69	1.37	8.8	3.3
		$1.0 \times 10^7$	3.47	1.38	8.9	2.6
		$3.2 \times 10^7$	4.36	1.39	9.0	2.1

Column 1: Initial composition, by mass fraction; Column 2: Specific energy release from converting the initial composition into pure  $^{28}\text{Si}$ ; Column 3: Initial density; Column 4: Initial sound speed for an initial temperature of  $10^7$  K; Column 5:  $\gamma$  at CJ conditions; Column 6: CJ detonation velocity; Column 7: Mach number of CJ detonation with respect to the unburned material.

burn the C/O to a state of quasi-nuclear statistical equilibrium (quasi-NSE), consisting of isotopes with binding energies near that of  $^{28}\text{Si}$ . Given enough time, the material in the propagating detonations will burn all the way to NSE, which involves a mix of IGEs. However, this occurs on lengthscales and timescales that are orders of magnitude larger than required to burn to quasi-NSE. Since we are only concerned with small volumes surrounding the focal point, the successes of the detonations in this paper are determined solely by the binding energy released from converting C/O to quasi-NSE. Table 1 shows the CJ results under this assumption for our different initial conditions.

### 3.2. Non-reactive spherically symmetric converging shocks

We now consider the simplified case of spherical imploding shock waves in the absence of chemical reactions. These types of shocks are referred to as CCW shocks due to the pioneering studies of Chester (1954), Chisnell (1955, 1957), and Whitham (1957, 1958). Thorough analytic and numeric work on these imploding shock waves has already been performed (e.g., Guderley 1942; Stanyukovich 1960; Zel'dovich & Raizer 1967; Landau & Lifshitz 1987; Ponchaut et al. 2006; Kushnir et al. 2012), so we only summarize their results.

The strength of a spherically symmetric shock wave in a converging medium increases as the surface area of an imploding shock front decreases, and decreases as an exploding shock expands. The Mach number of the shock wave,  $M$ , scales with the shock's distance from the focal point as  $M \propto r^\alpha$  (Chisnell 1957), where

$$\alpha = -2 \frac{M^2 - 1}{\lambda M^2},$$

$$\lambda = \left( 2\sigma + 1 + \frac{1}{M^2} \right) \left[ 1 + \frac{2(1 - \sigma^2)}{\sigma(\gamma + 1)} \right], \text{ and}$$

$$\sigma^2 = \frac{(\gamma - 1)M^2 + 2}{2\gamma M^2 - (\gamma - 1)}. \quad (1)$$

The equation of state exponents, sometimes referred to as  $\Gamma_1$  and  $\Gamma_3$ , are presumed to be equal, as appropriate for the cases of ideal gas and radiation, and are denoted as  $\gamma$ . In the limit of a strong shock with  $\gamma = 1.4$ , which will be relevant for our future calculations, the Mach number

scales as  $M \propto r^{-0.39}$ . Because  $\alpha$  depends implicitly on  $M$ , it must be calculated numerically.

These results are derived under the assumption that the evolution of the previously shocked material does not significantly affect the shock properties and that  $\gamma$  remains the same before and after the shock. In spite of these assumptions, the analytic relations compare very well with numerical hydrodynamics results, as we show in the next section.

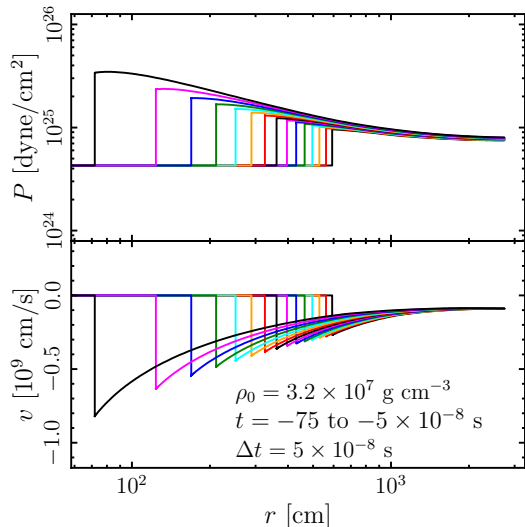
## 4. NUMERICAL REACTIVE HYDRODYNAMICS CALCULATIONS

Because of the non-linearity of nuclear burning, the addition of chemical reactions to the imploding shock formalism complicates the derivation of robust analytic results, although see Kushnir et al. (2012) for strong efforts in this direction. Thus, in this section, we extend the analytic CJ and CCW frameworks with numeric calculations that include nuclear burning.

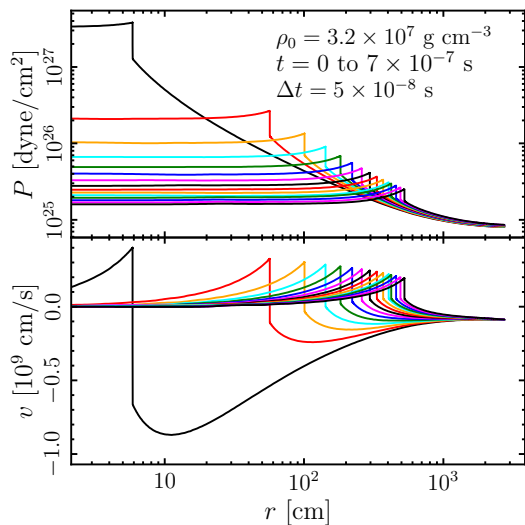
We utilize the Eulerian hydrodynamics adaptive mesh refinement code, FLASH (Fryxell et al. 2000), which includes the Helmholtz equation of state (Timmes & Swesty 2000) and a 13-isotope nuclear burning network (Timmes et al. 2000a). All calculations are performed in one-dimensional spherical symmetry. Initially, all the material in the computational domain is at rest with a temperature of  $10^7$  K. Material within a sphere of radius  $r_0$  has an initial density  $\rho_0$ . This sphere is surrounded by a shell with a higher density  $\rho_{\text{pert}}$  extending to the edge of the domain at a radius of  $1.1r_0$ . The higher density in the shell implies a higher pressure, which creates the inwardly moving shock wave. An outflow (zero-gradient) boundary condition is implemented at the outer edge of the computational grid. Since the spatial scale of the C/O detonation initiation site is much less than the pressure scale height and the stellar radius, all of the work in this paper assumes that the unperturbed region has an initially constant density with negligible gravity. Burning is turned off in zones within shock fronts. Convergence studies of the effects of the minimum resolution and the ratio of  $\rho_{\text{pert}}/\rho_0$  were performed and are described Section 4.5.

### 4.1. Purely hydrodynamic converging shocks

As a first test of the numeric code, we compare the evolution of a purely hydrodynamic (i.e., non-reactive) imploding shock wave to the analytic results from Section 3. Figure 1 shows radial pressure (*top panel*) and velocity (*bottom panel*) profiles of an imploding shock wave at 15



**Figure 1.** Profiles of pressure (*top panel*) and velocity (*bottom panel*) vs. radius from the focal point for an imploding shock wave at snapshots separated by  $5 \times 10^{-8}$  s, beginning  $7.5 \times 10^{-7}$  s before the shock wave reaches the focal point. The initial density is  $3.2 \times 10^7$  g cm $^{-3}$ . Nuclear burning is not included.



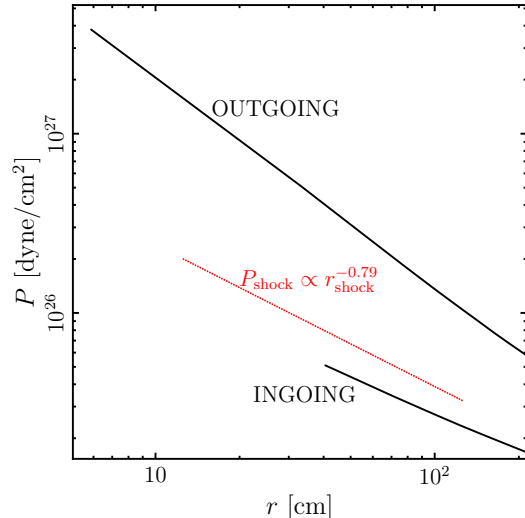
**Figure 2.** Same as Fig. 1, but beginning just after the shock wave has reached the focal point.

snapshots in time. The initial density is  $3.2 \times 10^7$  g cm $^{-3}$ , and the snapshots are separated by  $5 \times 10^{-8}$  s and begin  $7.5 \times 10^{-7}$  s before the shock wave has reached the focal point. Figure 2 shows the second half of this calculation, beginning just after the shock wave has reached the focal point and reversed its direction.

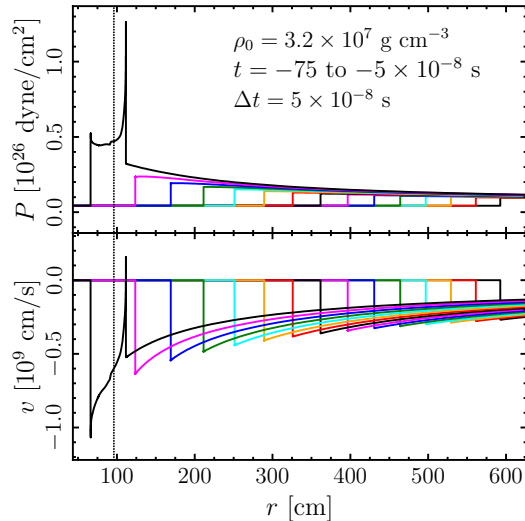
Figure 3 shows the post-shock pressure versus the position of the shock front for the same calculation shown in Figures 1 and 2. The relative pressure jump across a shock front is

$$\frac{P_1}{P_0} = \frac{2\gamma M^2 - (\gamma - 1)}{\gamma + 1}, \quad (2)$$

so the power-law scaling of post-shock pressure with shock radius will be roughly twice as strong as the Mach number's scaling; thus,  $P \propto r^{-0.79}$  for a strong shock



**Figure 3.** Post-shock pressure vs. position of the shock front for the purely hydrodynamic simulation shown in Figs. 1 and 2 (*black solid lines*). The ingoing and outgoing shocks are as labeled. Also shown is the expected scaling for a strong spherical imploding or exploding shock as given in Section 3 (*red dotted line*).

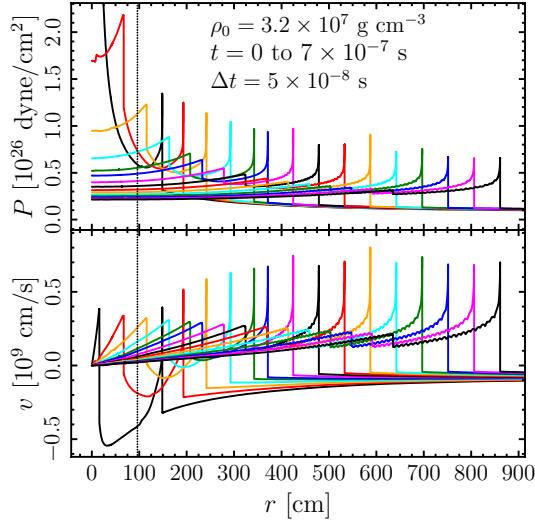


**Figure 4.** Same as Fig. 1, but with nuclear reactions included and with  $P$  and  $r$  on a linear scale. The radius where the ingoing shock velocity equals the planar CJ detonation velocity,  $r(v_{\text{shock}} = v_{\text{CJ}}) = 96$  cm, is shown as a dotted line.

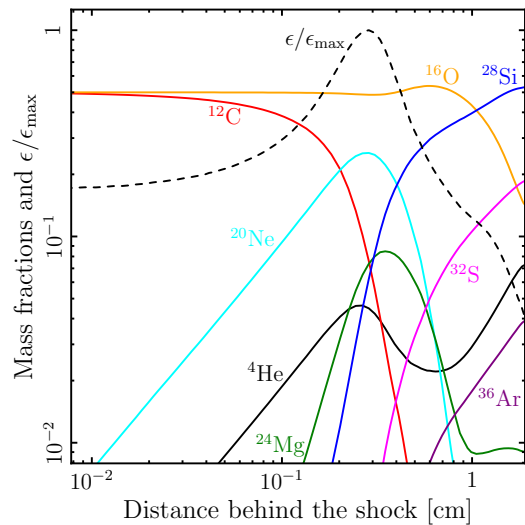
with  $\gamma = 1.4$ . This relation is shown as a red dotted line in Figure 3. Both the imploding and exploding shock fronts follow this scaling fairly well. The outgoing shock front has a higher normalization than the ingoing because it propagates outwards into previously shocked and converging material.

#### 4.2. Converging shocks with nuclear reactions

When nuclear reactions are included, burning begins as the imploding shock wave approaches the focal point and the post-shock conditions reach burning temperatures and densities. Figures 4 and 5 show a calculation with the same initial conditions as the run in Figures 1 and 2, but with nuclear reactions turned on. As Figure 4 demonstrates, nuclear reactions yield an outwardly prop-



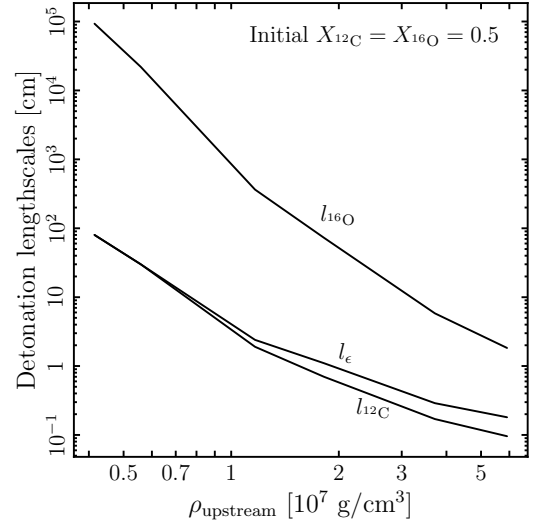
**Figure 5.** Same as Fig. 4, but beginning just after the shock wave has reached the focal point.



**Figure 6.** Mass fractions (*solid lines*) and normalized energy generation rate (*dashed line*) vs. distance behind the shock for a successfully propagating C detonation. The shock front is moving at  $v = 1.1 \times 10^9 \text{ cm s}^{-1}$  and is  $2.7 \times 10^3 \text{ cm}$  from the focal point. The initial density near the focal point was  $3.2 \times 10^7 \text{ g cm}^{-3}$ , but the density immediately ahead of the detonation is now  $5.9 \times 10^7 \text{ g cm}^{-3}$  due to the previous passage of the imploding shock wave.

agating detonation before the imploding shock wave has reached the focal point. The outgoing detonation can be seen as a growing spike in the pressure and velocity profiles.

Throughout this paper, we use the radius where the imploding shock velocity equals the planar CJ detonation velocity,  $r(v_{\text{shock}} = v_{\text{CJ}})$ , as a proxy for the strength of the initial imploding shock. A simulation with a larger value of  $r(v_{\text{shock}} = v_{\text{CJ}})$  has a stronger initial shock. This radius is essentially equivalent to the point at which heating due to nuclear reactions overtakes compressional heating due to the converging shock flow. For the fiducial calculation shown in Figures 4 and 5, this radius is  $r(v_{\text{shock}} = v_{\text{CJ}}) = 96 \text{ cm}$  and is shown as a dotted line.

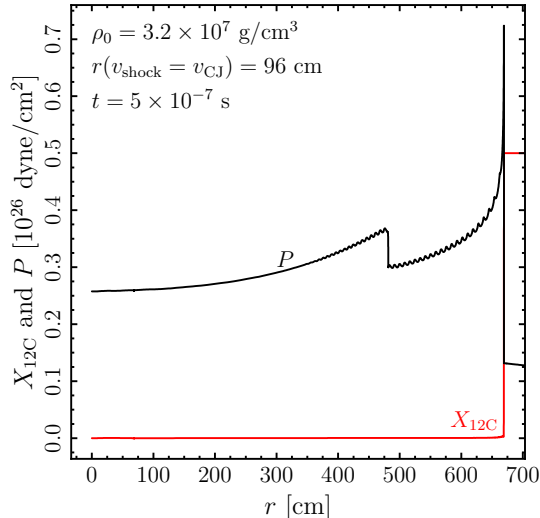


**Figure 7.** Detonation lengthscales vs. upstream density at the end of calculations with successfully propagating C detonations. Lengthscales are distances between the shock front and the locations of the maximum of the energy generation rate, labeled  $l_\epsilon$ , and the locations where the mass fractions of  $^{12}\text{C}$  and  $^{16}\text{O}$  have been halved, labeled  $l_{^{12}\text{C}}$  and  $l_{^{16}\text{O}}$ , respectively.

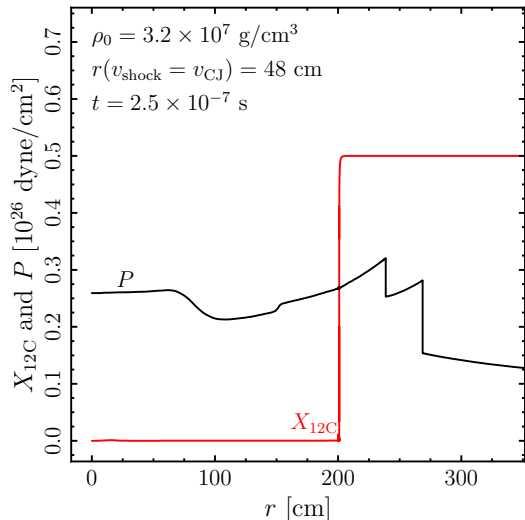
The spherically symmetric geometry allows us to resolve the very small lengthscales that characterize C detonations at these densities. Figure 6 shows the post-shock structure of a successful detonation at the end of the calculations shown in Figures 4 and 5. While the initial density of the material was  $3.2 \times 10^7 \text{ g cm}^{-3}$ , the upstream material at this stage of the calculation has a density of  $5.9 \times 10^7 \text{ g cm}^{-3}$  due to the converging shock flow. Solid lines denote the mass fractions of the most abundant isotopes as labeled, while the dashed line shows the energy generation rate,  $\epsilon$ , normalized to its maximum value of  $4 \times 10^{26} \text{ erg g}^{-1} \text{ s}^{-1}$ . The shortest detonation lengthscale is associated with the consumption of  $^{12}\text{C}$  (0.2 cm), followed by the location of the maximum of the energy generation rate (0.3 cm), and trailed by the  $^{16}\text{O}$  consumption lengthscale (1.4 cm). Note that while the first reactions to take place behind the shock front are  $^{12}\text{C} + ^{12}\text{C}$  self-reactions, the burning material soon approaches quasi-NSE, consisting primarily of  $^{28}\text{Si}$  and  $^{32}\text{S}$ . Due to the much higher temperatures reached near the focal point, which is  $2.7 \times 10^3 \text{ cm}$  farther downstream and not shown in the figure, the composition of the detonation ashes is much closer to full NSE.

Figure 7 shows a summary of these measures of the detonation lengthscale versus upstream density for calculations with successfully propagating detonations. The initial mass fractions are  $X_{^{12}\text{C}} = X_{^{16}\text{O}} = 0.5$ . As in Figure 6, the shortest lengthscale is the distance to the location where  $X_{^{12}\text{C}}$  has been halved, labeled  $l_{^{12}\text{C}}$ . The location of the maximum of the energy generation rate, labeled  $l_\epsilon$ , is at a distance that is a factor of 1–2 longer than  $l_{^{12}\text{C}}$ . The lengthscale for  $^{16}\text{O}$  to be halved, labeled  $l_{^{16}\text{O}}$ , is significantly longer than both  $l_{^{12}\text{C}}$  and  $l_\epsilon$ . The values of these lengthscales are in good agreement with previous work (Khokhlov 1989; Gamezo et al. 1999).

#### 4.3. Successful versus unsuccessful detonations



**Figure 8.** Radial profiles of  $P$  (black line) and  $X_{12C}$  (red line) for a successful detonation  $5 \times 10^{-7}$  s after the imploding shock wave has reached the focal point. The initial density at the focal point was  $3.2 \times 10^7 \text{ g cm}^{-3}$ , and the initial shock strength implied  $r(v_{\text{shock}} = v_{\text{CJ}}) = 96$ . The detonation’s success can be seen in the coupling of the shock front and the composition discontinuity.



**Figure 9.** Same as Fig. 8, but for a weaker initial shock, with  $r(v_{\text{shock}} = v_{\text{CJ}}) = 48$  cm, at a time  $2.5 \times 10^{-7}$  after the shock has reached the center. Due to the weaker initial shock, the detonation is unsuccessful: both outgoing shocks are decoupled from the composition discontinuity, which has ceased moving outwards in a Lagrangian sense.

The success of a detonation depends on the initial strength of the imploding shock. Figures 8 and 9 compare a successfully propagating detonation and an unsuccessful detonation, respectively. Both figures show radial profiles of the pressure (black lines), normalized to  $10^{26}$  dyne  $\text{cm}^{-2}$ , and of the  $^{12}\text{C}$  mass fraction (red lines) at the same relative time in each simulation, measured from the moment when the imploding shock wave reaches the focal point. Both calculations begin with an initial density of  $3.2 \times 10^7 \text{ g cm}^{-3}$ , but the outer boundary for the calculation in Figure 8 is at  $2.75 \times 10^3$  cm, while the simulation in Figure 9 has an outer boundary at  $1.375 \times 10^3$

cm. As a result, the lengthscales and timescales in the successful calculation are twice as large as in the unsuccessful run. The larger value of  $r(v_{\text{shock}} = v_{\text{CJ}})$  in Figure 8 implies a larger initial shock strength, which is why it forms a successfully propagating detonation, as demonstrated by the superposition of the shock front and the compositional discontinuity. The simulation with the weaker initial shock fails to yield a detonation, as shown by the lack of coupling of the shock front and the compositional discontinuity, whose velocity in mass space has stalled.

These expanding detonations fail to propagate for two reasons. First, the velocity is constrained to be zero at the focal point, located behind the outwardly propagating detonation, while for a standard CJ detonation, the downstream ashes move at a finite velocity in the direction of the detonation. The zero-velocity boundary condition exerts a backwards “pull” on the material behind the detonation, preventing it from reaching CJ conditions. This effect has been demonstrated for outwardly propagating explosions with a zero-velocity boundary condition in planar and spherical geometry by He & Clavin (1994) and Seitenzahl et al. (2009), among others. While a simple estimate of the lengthscale of the critical shocked volume necessary for a subsequent successful detonation might be  $\sim l_\epsilon$ , the actual critical lengthscale for successful planar C detonations with a zero-velocity boundary condition is a factor of  $10^3 - 3 \times 10^4$  times larger.

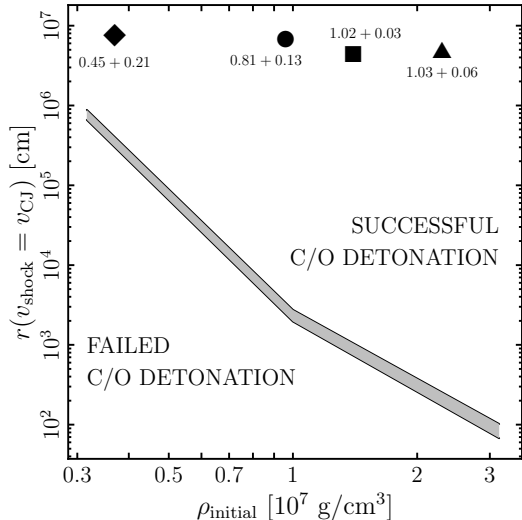
The second major effect is due to the spherical curvature of the detonation front. As the post-shock, but pre-burned, material expands, the density and temperature are reduced and nuclear reactions proceed at a slower pace than for a planar detonation at the same velocity. Furthermore, when burning releases most of its energy at some finite distance  $\sim l_\epsilon$  behind the shock, it powers a shock front with a larger surface area than in the planar case. The effect of curvature increases the critical radius by an additional factor of three as compared to  $l_\epsilon$ , so that the critical radius found by Seitenzahl et al. (2009) was  $3 \times 10^3 - 10^5$  times larger than the detonation lengthscale,  $l_\epsilon$ .

However, as we show in the next section, our critical radii are  $300 - 10^4$  larger than the detonation lengthscales for material at the initial density. This somewhat smaller increase is due to the converging shock flow: the outwardly moving detonation propagates into previously shocked material, which consequently has a shorter detonation lengthscale than it would if it had the initial unshocked density.

#### 4.4. Critical shock strength for successful detonations and connection to multi-dimensional simulations

By varying the size of the computational domain and thus the imploding shock strength, we can map the regions of parameter space that yield successful or unsuccessful detonation ignitions. Figure 10 shows this dividing line at different initial densities, characterized by the radius at which the imploding shock velocity would equal the CJ detonation velocity if nuclear reactions were neglected. The critical radius decreases as the initial density increases and ranges from  $10^2 - 10^6$  cm for typical WD densities.

Also shown in Figure 10 are approximations of radii at

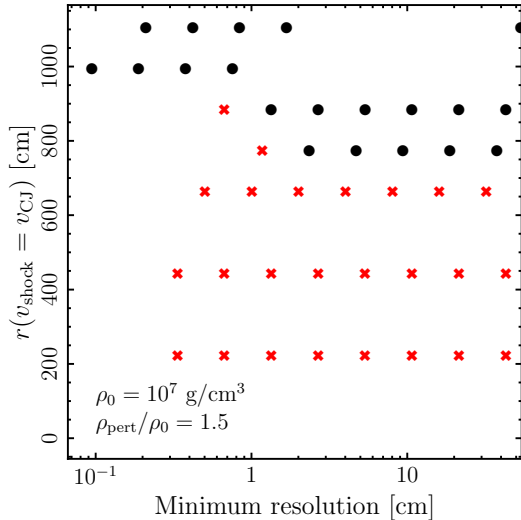


**Figure 10.** Critical shock strength vs. initial density at the focal point necessary for successful detonations. Spherically symmetric converging shock waves that would reach  $v_{CJ}$  at radii larger than the shaded region will lead to successful detonations in C/O material. Markers represent multi-dimensional full star simulations, labeled with their C/O core + He shell masses. See text in Section 4.4 for details.

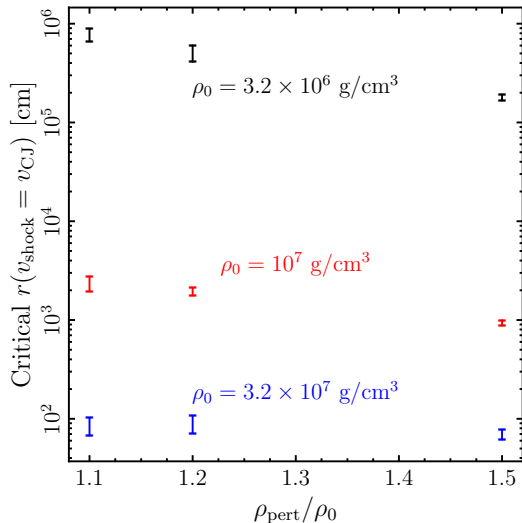
which the converging shock wave reaches the CJ velocity from two-dimensional full star hydrodynamic simulations of double detonations. The diamond, circle, and triangle represent calculations with the PROMETHEUS code (Fryxell et al. 1989) of  $0.45 M_{\odot}$  C/O core +  $0.21 M_{\odot}$  He shell (Model L of Sim et al. 2012),  $0.81 + 0.13 M_{\odot}$  (Model 1 of Fink et al. 2010), and  $1.03 + 0.06 M_{\odot}$  (Model 3 of Fink et al. 2010) simulations, as labeled. The square represents a  $1.02 + 0.03 M_{\odot}$  simulation (D. Townsley 2013, private communication) calculated with FLASH (Fryxell et al. 2000). The smallest resolution in these multi-dimensional simulations is  $1 - 3 \times 10^6$  cm. The He detonation in each of these simulations is initiated at a point.

Since the converging shock waves in the multi-dimensional simulations are somewhat aspherical, a direct mapping of their shock strengthening to our spherically symmetric calculations requires an approximation. We first estimate the radius of the imploding shock wave at a given time by calculating the enclosed volume within the shock,  $V_{\text{encl}}$ , and then inferring the spherically averaged radius,  $(3V_{\text{encl}}/4\pi)^{1/3}$ . The time evolution of this quantity is used to estimate the shock’s inward velocity at two radii, from which the value of the shock strengthening scaling is deduced. These quantities are then used to estimate the radius at which the imploding shock reaches the CJ velocity, which is always  $> 10$  km.

The spherically-averaged strength of the imploding shock in these multi-dimensional simulations is many orders of magnitude above our critical values for initial densities  $\gtrsim 10^7$  g cm $^{-3}$ , which is the central density of a  $0.8 M_{\odot}$  WD. Thus, it appears that propagating He detonations can robustly ignite high-mass C/O cores via converging shock waves, even when the small  $0.01 - 1$  cm C detonation lengthscales are resolved. However, given the much higher critical  $r(v_{\text{shock}} = v_{CJ})$  at lower densities, detonations in lower-mass C/O cores are not as



**Figure 11.** Suite of simulations with different initial imploding shock strengths and minimum resolutions for an initial density of  $\rho_0 = 10^7$  g cm $^{-3}$  and  $\rho_{\text{pert}}/\rho_0 = 1.5$ . Black circles (red crosses) demarcate simulations with successful (failed) detonations. The burning lengthscale is  $\sim 0.3$  cm when the detonation develops. Detonations can propagate successfully in unresolved simulations for initial shocks that are too weak to yield successful detonations in resolved simulations.



**Figure 12.** Critical values of  $r(v_{\text{shock}} = v_{CJ})$  vs.  $\rho_{\text{pert}}/\rho_0$  for  $\rho_0 = 3.2 \times 10^6$ ,  $10^7$ , and  $3.2 \times 10^7$  g cm $^{-3}$ , as labeled. A smaller value of  $\rho_{\text{pert}}/\rho_0$  corresponds to a higher ratio of the size of the computational domain to  $r(v_{\text{shock}} = v_{CJ})$ .

certain. A complete analysis of double detonation ignition necessitates adequately resolved multi-dimensional simulations.

#### 4.5. Convergence studies

To verify that our results are converged, we performed a suite of simulations for each of our three values of  $\rho_0$ , using three ratios of  $\rho_{\text{pert}}/\rho_0 = 1.1, 1.2,$  and  $1.5$  and varying the minimum resolution. One representative convergence study is shown in Figure 11, which demonstrates the effect on the critical value for  $r(v_{\text{shock}} = v_{CJ})$  when the minimum resolution is varied for an initial density of

$\rho_0 = 10^7 \text{ g cm}^{-3}$  and perturbed density  $\rho_{\text{pert}} = 1.5\rho_0$ . Black circles denote simulations with successful detonations; red crosses mark those with failed detonations. The necessity of resolving the burning lengthscale ( $\sim 0.3 \text{ cm}$  for this example) is made clear in simulations with inadequate resolution, which can have successful detonations for imploding shocks that reach the CJ velocity at radii 20% smaller than the true critical value of 1000 cm.

Figure 12 shows the upper and lower bounds on the critical values for  $r(v_{\text{shock}} = v_{\text{CJ}})$  for various ratios of the perturbed density to the initial density, or alternatively, the ratio of  $r(v_{\text{shock}} = v_{\text{CJ}})$  to the size of the computational domain, for our three initial densities as labeled. Smaller critical values of  $r(v_{\text{shock}} = v_{\text{CJ}})$  are found for simulations with larger  $\rho_{\text{pert}}/\rho_0$ . This is due to the zero-gradient boundary condition at the outer edge of the grid. The density and pressure of the once-shocked imploding material at a fixed time should decrease with increasing radius. The zero-gradient condition thus implies densities and pressures of the inflowing material that are higher than they should be, and when the detonation propagates into this material, the burning lengthscales are correspondingly shorter. This in turn yields a smaller critical value for  $r(v_{\text{shock}} = v_{\text{CJ}})$ .

It is thus important to ensure that the value of  $\rho_{\text{pert}}/\rho_0$  is low enough to remove the effect of the outer boundary condition. The critical values of  $r(v_{\text{shock}} = v_{\text{CJ}})$  do indeed converge by  $\rho_{\text{pert}}/\rho_0 = 1.1$  for the higher initial densities of  $10^7$  and  $3.2 \times 10^7 \text{ g cm}^{-3}$ . In contrast, the derived critical value for the lowest initial density of  $3.2 \times 10^6 \text{ g cm}^{-3}$  is not fully converged even at our lowest value of  $\rho_{\text{pert}}/\rho_0 = 1.1$ , and the computational cost of probing lower values of  $\rho_{\text{pert}}/\rho_0$  became prohibitive. However, the exhibited trend implies only a small change to this value for smaller perturbations. More importantly, the size of the domain for these lowest density simulations approaches the size of a WD, and our assumption of a constant initial density throughout the unperturbed region breaks down. The critical shock strength for this density should thus only be viewed as an approximation, and very likely a lower limit.

#### 4.6. Comparison to other work on C detonation initiation

Kushnir et al. (2012) performed an earlier study of detonation initiation from imploding shock waves. While they apply a more generalized analysis to the problem and focused on reactions with Arrhenius-type temperature dependences, their order-of-magnitude estimate for C/O fuel with  $\rho_0 = 10^7 \text{ g cm}^{-3}$  is  $r(v_{\text{shock}} = v_{\text{CJ}}) = 10^3 \text{ cm}$ , which is in good agreement with our results.

The spontaneous initiation of spherical C detonations from regions with perturbed temperatures, but unperturbed velocities, has been previously explored by Arnett & Livne (1994), Niemeyer & Woosley (1997), Röpke et al. (2007), and Seitenzahl et al. (2009). These authors calculate the critical sizes of hot regions that ignite and yield propagating detonations for various parameterizations of the temperature profile. Direct comparison of our results to theirs is difficult, as the density ahead of the outwardly propagating detonation in our calculations changes with time, but for a density of  $3 \times 10^7 \text{ g cm}^{-3}$  and surrounding temperature of  $10^9 \text{ K}$ , Seitenzahl et al. (2009) find critical radii ranging from

$3 \times 10^3 - 10^5 \text{ cm}$ , depending on the temperature profile of the initiating volume. The detonation lengthscale at this density is  $\simeq 0.3 \text{ cm}$ , so the ratio of their critical radius to detonation lengthscale is  $10^4 - 3 \times 10^5$ .

In our calculations, for an initial density of  $3.2 \times 10^7 \text{ g cm}^{-3}$ , our critical radius is  $\simeq 100 \text{ cm}$ , significantly smaller than the lower end of Seitenzahl et al. (2009)'s results. This is unsurprising because the outward detonation in our case initially propagates into previously shocked material, whose higher density yields smaller detonation lengthscales. For this initial density of  $3.2 \times 10^7 \text{ g cm}^{-3}$ , the newly formed detonation propagates into material with density  $> 10^8 \text{ g cm}^{-3}$  and temperature  $\simeq 10^9 \text{ K}$ . Extrapolating Seitenzahl et al. (2009)'s results to these high densities yields a range of critical radii that overlap our value of 100 cm.

#### 4.7. O/Ne calculations and the effect of composition

We have also performed analogous calculations simulating the interiors of O/Ne WDs, with mass fractions of  $X_{16\text{O}} = 0.7$  and  $X_{20\text{Ne}} = 0.3$ . However, the increased Coulomb barrier for O-burning results in a much longer detonation lengthscale, which is even larger by a factor of  $\sim 10^4$  than the O-consumption lengthscale in a propagating C detonation shown in Figure 7, because O-burning is enhanced in that case by the presence of  $^4\text{He}$  nuclei liberated during C-burning. Thus, much higher imploding shock strengths and larger simulation volumes are required to achieve a successful detonation, which makes resolution of the detonation structure difficult. As a result, none of our O/Ne runs that spatially resolved the burning lengthscales yielded a successfully propagating detonation.

Seitenzahl et al. (2009) explored the effect of composition on the spontaneous initiation of detonations and found that decreasing the initial carbon mass fraction from  $X_{12\text{C}} = 0.5$  to  $X_{12\text{C}} = 0.3$  for one of their simulations increased the critical radius for detonation ignition by a factor of 10 – 100. Extrapolating their results to  $X_{12\text{C}} = 0$  suggests critical radii that are  $5 \times 10^4 - 10^8$  times larger than for the case with  $X_{12\text{C}} = 0.5$ , and thus it is unsurprising that we have not resolved a successful O/Ne detonation in our calculations.

If the critical radii for O/Ne detonations are as much as  $10^6$  times larger than for C/O detonations, Figure 10 suggests that double detonations do not occur if the WD core is C-deficient. This may explain why detonations of O/Ne WDs, which have masses  $\geq 1.2 M_{\odot}$  and would yield overluminous SNe Ia with relatively fast light curve evolution, have not been observed (Sim et al. 2010).

## 5. CONCLUSIONS

In this paper, we have performed numerical calculations that spatially resolve the ignition of the core C detonation in the double detonation scenario. We have calculated the minimum inward shock strength necessary to achieve a successful outwardly propagating detonation and found that ignition in high-mass C/O cores is plausible if a He shell detonation occurs. However, O/Ne cores and low-mass C/O cores are harder to ignite, and converging shock waves in such WDs may fail to detonate.

Systems for which the converging shock wave is too weak to initiate a core detonation, either because of low densities or low C abundance, will not lead to SNe Ia.



Since only a small volume near the focal point is heated significantly, this material will just expand, rise buoyantly, and redistribute its entropy without leading to sustained convection or the birth of a deflagration. However, the radioactive decay of the He detonation ashes in such systems will yield a faint and rapidly evolving “.Ia” supernova (Bildsten et al. 2007; Shen & Bildsten 2009; Shen et al. 2010; Waldman et al. 2011).

The possibility certainly remains that non-double detonation progenitor channels succeed and contribute to the observed SN Ia population. For example, the growing class of SNe Ia that exhibit strong interaction with nearby H-rich circumstellar material may in fact be due to the single degenerate scenario (Hamuy et al. 2003; Aldering et al. 2006; Dilday et al. 2012; Silverman et al. 2013b,a). However, such SNe Ia are relatively rare. Our work, which puts the success of the core ignition on firmer theoretical ground, makes the growing evidence that double detonations provide a dominant fraction of SNe Ia even more attractive.

While our one-dimensional calculations suggest that double detonations are quite plausible for high-mass C/O WDs, multi-dimensional simulations are still necessary to ensure the robustness of the ignition mechanism, especially with respect to the asphericity of the actual converging shock waves seen in full star simulations. One possible issue is detonation instability, as seen in the case of imploding detonations (Devore & Oran 1992; Oran & DeVore 1994). A related complication is the multi-dimensional cellular structure of detonations (Timmes et al. 2000b), which can increase their burning lengthscales. Furthermore, the WD core will be rotating; we expect that as long as the rotation speeds are very subsonic, they will not affect the propagation of the shock waves, but this requires explicit confirmation. The resolution of these issues awaits future multi-dimensional studies.

We thank the anonymous referee for their comments and for motivating us to perform more rigorous convergence studies. We thank Dan Meiron for early discussions and for referring us to relevant literature. We are also grateful to Bill Paxton, Josiah Schwab, and Frank Timmes for providing and assisting with code, and to Michael Fink and Dean Townsley for contributing their data. We thank them, James Guillochon, Doron Kushnir, Ian Parrish, Alexei Poludnenko, Eliot Quataert, Enrico Ramirez-Ruiz, and Ivo Seitenzahl for discussions. This work was supported by the National Science Foundation under grants PHY 11-25915 and AST 11-09174. KJS is supported by NASA through Einstein Postdoctoral Fellowship grant number PF1-120088 awarded by the Chandra X-ray Center, which is operated by the Smithsonian Astrophysical Observatory for NASA under contract NAS8-03060.

## REFERENCES

- Aldering, G. et al. 2006, *ApJ*, 650, 510  
 Arnett, D., & Livne, E. 1994, *ApJ*, 427, 330  
 Bildsten, L., Shen, K. J., Weinberg, N. N., & Nelemans, G. 2007, *ApJ*, 662, L95  
 Blondin, S., Prieto, J. L., Patat, F., Challis, P., Hicken, M., Kirshner, R. P., Matheson, T., & Modjaz, M. 2009, *ApJ*, 693, 207  
 Chapman, D. 1899, *Phil. Mag.*, 47, 90  
 Chester, W. 1954, *Phil. Mag.*, 45, 1293  
 Chisnell, R. F. 1955, *Royal Society of London Proceedings Series A*, 232, 350  
 —. 1957, *Journal of Fluid Mechanics*, 2, 286  
 Dan, M., Rosswog, S., Guillochon, J., & Ramirez-Ruiz, E. 2012, *MNRAS*, 422, 2417  
 Devore, C. R., & Oran, E. S. 1992, *Physics of Fluids*, 4, 835  
 Dilday, B. et al. 2012, *Science*, 337, 942  
 Fink, M., Hillebrandt, W., & Röpke, F. K. 2007, *A&A*, 476, 1133  
 Fink, M., Röpke, F. K., Hillebrandt, W., Seitenzahl, I. R., Sim, S. A., & Kromer, M. 2010, *A&A*, 514, A53  
 Foley, R. J. et al. 2013, *ApJ*, 767, 57  
 —. 2009, *AJ*, 138, 376  
 —. 2012, *ApJ*, 752, 101  
 Fryxell, B. et al. 2000, *ApJS*, 131, 273  
 Fryxell, B. A., Müller, E., & Arnett, D. 1989, *Hydrodynamics and Nuclear Burning* (MPI Astrophys. Rep. 449 ; Garching : MPI Astrophys.)  
 Gamezo, V. N., Wheeler, J. C., Khokhlov, A. M., & Oran, E. S. 1999, *ApJ*, 512, 827  
 Guderley, G. 1942, *Luftfahrtforschung*, 19, 302  
 Guillochon, J., Dan, M., Ramirez-Ruiz, E., & Rosswog, S. 2010, *ApJ*, 709, L64  
 Hamuy, M. et al. 2003, *Nature*, 424, 651  
 He, L., & Clavin, P. 1994, *Journal of Fluid Mechanics*, 277, 227  
 Höflich, P., & Khokhlov, A. 1996, *ApJ*, 457, 500  
 Holcomb, C., Guillochon, J., De Colle, F., & Ramirez-Ruiz, E. 2013, *ApJ*, 771, 14  
 Iben, Jr., I., & Tutukov, A. V. 1984, *ApJS*, 54, 335  
 —. 1985, *ApJS*, 58, 661  
 Jouguet, E. 1905, *J. Math. Pure Appl.*, 1, 347  
 Kaplan, D. L., Bildsten, L., & Steinfadt, J. D. R. 2012, *ApJ*, 758, 64  
 Kasen, D. 2010, *ApJ*, 708, 1025  
 Kasliwal, M. M. et al. 2012, *ApJ*, 755, 161  
 Khokhlov, A. M. 1989, *MNRAS*, 239, 785  
 Kromer, M., Sim, S. A., Fink, M., Röpke, F. K., Seitenzahl, I. R., & Hillebrandt, W. 2010, *ApJ*, 719, 1067  
 Kushnir, D., Livne, E., & Waxman, E. 2012, *ApJ*, 752, 89  
 Landau, L. D., & Lifshitz, E. M. 1987, *Fluid mechanics* (2nd ed.; Oxford: Pergamon Press)  
 Leonard, D. C. 2007, *ApJ*, 670, 1275  
 Li, W. et al. 2011, *Nature*, 480, 348  
 —. 2003, *PASP*, 115, 453  
 Livne, E. 1990, *ApJ*, 354, L53  
 Livne, E., & Arnett, D. 1995, *ApJ*, 452, 62  
 Livne, E., & Glasner, A. S. 1990, *ApJ*, 361, 244  
 —. 1991, *ApJ*, 370, 272  
 Maguire, K. et al. 2013, *MNRAS*, 436, 222  
 Maoz, D., Mannucci, F., Li, W., Filippenko, A. V., Della Valle, M., & Panagia, N. 2011, *MNRAS*, 412, 1508  
 Moll, R., & Woosley, S. E. 2013, *ApJ*, 774, 137  
 Moore, K., Townsley, D. M., & Bildsten, L. 2013, *ApJ*, 776, 97  
 Niemeyer, J. C., & Woosley, S. E. 1997, *ApJ*, 475, 740  
 Nomoto, K. 1982a, *ApJ*, 257, 780  
 —. 1982b, *ApJ*, 253, 798  
 Nomoto, K., & Iben, Jr., I. 1985, *ApJ*, 297, 531  
 Nomoto, K., Saio, H., Kato, M., & Hachisu, I. 2007, *ApJ*, 663, 1269  
 Nugent, P., Baron, E., Branch, D., Fisher, A., & Hauschildt, P. H. 1997, *ApJ*, 485, 812  
 Oran, E. S., & DeVore, C. R. 1994, *Physics of Fluids*, 6, 369  
 Pakmor, R., Kromer, M., Taubenberger, S., Sim, S. A., Röpke, F. K., & Hillebrandt, W. 2012, *ApJ*, 747, L10  
 Pakmor, R., Kromer, M., Taubenberger, S., & Springel, V. 2013, *ApJ*, 770, L8  
 Patat, F. et al. 2007, *Science*, 317, 924  
 Perets, H. B. et al. 2010, *Nature*, 465, 322  
 Phillips, M. M. et al. 2007, *PASP*, 119, 360  
 Pouchaut, N. F., Hornung, H. G., Pullin, D. I., & Mouton, C. A. 2006, *Journal of Fluid Mechanics*, 560, 103  
 Raskin, C., Scannapieco, E., Fryer, C., Rockefeller, G., & Timmes, F. X. 2012, *ApJ*, 746, 62  
 Röpke, F. K., Woosley, S. E., & Hillebrandt, W. 2007, *ApJ*, 660, 1344  
 Ruiter, A. J., Belczynski, K., & Fryer, C. 2009, *ApJ*, 699, 2026

- Ruiter, A. J., Belczynski, K., Sim, S. A., Hillebrandt, W., Fryer, C. L., Fink, M., & Kromer, M. 2011, *MNRAS*, 417, 408
- Saio, H., & Nomoto, K. 1998, *ApJ*, 500, 388
- Schaefer, B. E., & Pagnotta, A. 2012, *Nature*, 481, 164
- Schwab, J., Shen, K. J., Quataert, E., Dan, M., & Rosswog, S. 2012, *MNRAS*, 427, 190
- Seitenzahl, I. R., Meakin, C. A., Townsley, D. M., Lamb, D. Q., & Truran, J. W. 2009, *ApJ*, 696, 515
- Shen, K. J., & Bildsten, L. 2007, *ApJ*, 660, 1444
- 2009, *ApJ*, 699, 1365
- Shen, K. J., Bildsten, L., Kasen, D., & Quataert, E. 2012, *ApJ*, 748, 35
- Shen, K. J., Guillochon, J., & Foley, R. J. 2013, *ApJ*, 770, L35
- Shen, K. J., Kasen, D., Weinberg, N. N., Bildsten, L., & Scannapieco, E. 2010, *ApJ*, 715, 767
- Silverman, J. M. et al. 2013a, *ApJS*, 207, 3
- 2013b, *ApJ*, 772, 125
- Sim, S. A., Fink, M., Kromer, M., Röpke, F. K., Ruiter, A. J., & Hillebrandt, W. 2012, *MNRAS*, 420, 3003
- Sim, S. A., Röpke, F. K., Hillebrandt, W., Kromer, M., Pakmor, R., Fink, M., Ruiter, A. J., & Seitenzahl, I. R. 2010, *ApJ*, 714, L52
- Simon, J. D. et al. 2009, *ApJ*, 702, 1157
- Stanyukovich, K. P. 1960, *Unsteady motions of continuous media* (Oxford: Pergamon Press)
- Sternberg, A. et al. 2011, *Science*, 333, 856
- 2013, *MNRAS*, submitted (arXiv:1311.3645)
- Taam, R. E. 1980a, *ApJ*, 237, 142
- 1980b, *ApJ*, 242, 749
- Timmes, F. X., Hoffman, R. D., & Woosley, S. E. 2000a, *ApJS*, 129, 377
- Timmes, F. X., & Swesty, F. D. 2000, *ApJS*, 126, 501
- Timmes, F. X. et al. 2000b, *ApJ*, 543, 938
- Townsley, D. M., Moore, K., & Bildsten, L. 2012, *ApJ*, 755, 4
- Waldman, R., Sauer, D., Livne, E., Perets, H., Glasner, A., Mazzali, P., Truran, J. W., & Gal-Yam, A. 2011, *ApJ*, 738, 21
- Webbink, R. F. 1984, *ApJ*, 277, 355
- Whelan, J., & Iben, I. J. 1973, *ApJ*, 186, 1007
- Whitham, G. B. 1957, *Journal of Fluid Mechanics*, 2, 145
- 1958, *Journal of Fluid Mechanics*, 4, 337
- Woosley, S. E., & Kasen, D. 2011, *ApJ*, 734, 38
- Woosley, S. E., Taam, R. E., & Weaver, T. A. 1986, *ApJ*, 301, 601
- Woosley, S. E., & Weaver, T. A. 1994, *ApJ*, 423, 371
- Yoon, S.-C., Podsiadlowski, P., & Rosswog, S. 2007, *MNRAS*, 380, 933
- Zel'dovich, Y. B., & Raizer, Y. P. 1967, *Physics of shock waves and high-temperature hydrodynamic phenomena*, ed. W. D. Hayes & R. F. Probstein (New York: Academic Press)