

More on the Hypercharge Portal into the Dark Sector

Florian Domingo ^a, Oleg Lebedev ^a, Yann Mambrini ^b, Jérémie Quevillon ^b and
Andreas Ringwald ^a

a: *DESY Theory Group, Notkestrasse 85, D-22607 Hamburg, Germany*

b: *Laboratoire de Physique Théorique, Université Paris-Sud, F-91405 Orsay, France*

Abstract

If the hidden sector contains more than one $U(1)$ groups, additional dim-4 couplings (beyond the kinetic mixing) between the massive $U(1)$ fields and the hypercharge generally appear. These are of the form similar to the Chern–Simons interactions. We study the phenomenology of such couplings including constraints from laboratory experiments and implications for dark matter. The hidden vector fields can play the role of dark matter whose characteristic signature would be monochromatic gamma ray emission from the galactic center. We show that this possibility is consistent with the LHC and other laboratory constraints, as well as astrophysical bounds.

1 Introduction

The existence of new physics structures beyond those of the Standard Model (SM) is motivated, among other things, by the puzzles of dark matter (DM) and inflation. The minimal way to address these problems is to add a “hidden” sector containing the required SM–singlet fields. The existence of the hidden sector can also be motivated from the top–down viewpoint, in particular, by realistic string constructions [1, 2]. Such a sector can couple to the SM fields through products of gauge–singlet operators, including those of dimension 2 and 3. In this work, we study in detail the corresponding couplings to the hypercharge field.

Let us define the “hidden sector” as a set of fields which carry no SM gauge quantum numbers. Then a “portal” [3] would be an operator that couples the SM fields to such SM singlets. Let us consider the minimal case: suppose that the relevant low energy degrees of freedom in the hidden sector are those of a Weyl fermion χ , or a massive vector V_μ , or a real scalar S (one field at a time). Then the lowest, up to $dim-4$, dimension operators which couple the SM to the hidden sector are given by

$$\begin{aligned}
 O_1 &= \Psi_L H \chi + \text{h.c.} , \\
 O_2 &= F_{\mu\nu}^Y F^{V\mu\nu} , \\
 O_3 &= \bar{\Psi}_i \gamma_\mu (1 + \alpha_{ij} \gamma_5) \Psi_j V^\mu + \text{h.c.} , \\
 O_4 &= H^\dagger H V_\mu V^\mu + \beta H^\dagger i D_\mu H V^\mu + \text{h.c.} , \\
 O_5 &= H^\dagger H S^2 + \mu_S H^\dagger H S .
 \end{aligned} \tag{1}$$

Here Ψ_L is the lepton doublet; $F_{\mu\nu}^Y$ and $F_{\mu\nu}^V$ are the field strength tensors for hypercharge and V_μ , respectively; Ψ_i is an SM fermion with generation index i ; D_μ is the covariant derivative with respect to the SM gauge symmetries, and $\alpha_{ij}, \beta, \mu_S$ are constants. Note that a particular version of operator O_3 is induced by O_2 after diagonalization of the vector kinetic terms.

An attractive feature of such an extension of the Standard Model is that it can offer viable dark matter candidates as well as provide a link to the inflaton sector. In particular, a sufficiently light “right–handed neutrino” χ is long–lived and can constitute warm dark matter [4]. Also, a massive vector V_μ (or a scalar S [5]) can inherit a Z_2 symmetry from hidden sector gauge interactions, which would eliminate terms linear in V_μ and make it a stable cold dark matter candidate [6]. Finally, the Higgs coupling $H^\dagger H S^2$ to the inflaton S would be instrumental in reconciling metastability of the electroweak vacuum with inflation [7].

In this work, we explore a more general $dim-4$ hypercharge coupling to the hidden sector, when the latter contains multiple $U(1)$'s. In this case, a Chern–Simons–type coupling becomes possible [8, 9, 10, 11, 12]. If such a coupling is the only SM portal into the hidden sector, the lightest $U(1)$ vector field can play the role of dark matter. The trademark signature of this scenario is the presence of monochromatic gamma–ray lines in the photon spectrum of the galactic center. We analyze general experimental constraints on the Chern–Simons–type coupling as well as the constraints applicable when the vector field constitutes dark matter.

2 Hypercharge couplings to the “hidden” sector

Suppose the “hidden” sector contains two massive $U(1)$ gauge fields C_μ and D_μ . Before electroweak symmetry breaking, the most general $dim-4$ interactions of these fields with the hypercharge boson B_μ are described by the Lagrangian

$$\begin{aligned} \mathcal{L} = & -\frac{1}{4}B_{\mu\nu}B^{\mu\nu} - \frac{1}{4}C_{\mu\nu}C^{\mu\nu} - \frac{1}{4}D_{\mu\nu}D^{\mu\nu} - \frac{\delta_1}{2}B_{\mu\nu}C^{\mu\nu} - \frac{\delta_2}{2}B_{\mu\nu}D^{\mu\nu} - \frac{\delta_3}{2}C_{\mu\nu}D^{\mu\nu} \\ & + \frac{M_C^2}{2}C_\mu C^\mu + \frac{M_D^2}{2}D_\mu D^\mu + \delta M^2 C_\mu D^\mu + \kappa \epsilon_{\mu\nu\rho\sigma} B^{\mu\nu} C^\rho D^\sigma . \end{aligned} \quad (2)$$

Here we have assumed CP symmetry such that terms of the type $B^{\mu\nu}C_\mu D_\nu$ are not allowed (see [13] for a study of the latter). The kinetic and mass mixing can be eliminated by field redefinition [14], which to first order in the mixing parameters δ_i and δM^2 reads

$$\begin{aligned} B_\mu & \rightarrow B_\mu + \delta_1 C_\mu + \delta_2 D_\mu , \\ C_\mu & \rightarrow C_\mu + \frac{\delta_3 M_D^2 - \delta M^2}{M_D^2 - M_C^2} D_\mu , \\ D_\mu & \rightarrow D_\mu - \frac{\delta_3 M_C^2 - \delta M^2}{M_D^2 - M_C^2} C_\mu . \end{aligned} \quad (3)$$

In terms of the new fields, the Lagrangian is

$$\mathcal{L} = -\frac{1}{4}B_{\mu\nu}B^{\mu\nu} - \frac{1}{4}C_{\mu\nu}C^{\mu\nu} - \frac{1}{4}D_{\mu\nu}D^{\mu\nu} + \frac{M_C^2}{2}C_\mu C^\mu + \frac{M_D^2}{2}D_\mu D^\mu + \kappa \epsilon_{\mu\nu\rho\sigma} B^{\mu\nu} C^\rho D^\sigma , \quad (4)$$

which will be the starting point for our phenomenological analysis. We note that, due to the kinetic mixing $\delta_{1,2}$, C_μ and D_μ have small couplings to the Standard Model matter. Since we are mainly interested in the effect of the Chern–Simons–type term $\epsilon_{\mu\nu\rho\sigma} B^{\mu\nu} C^\rho D^\sigma$, we will set $\delta_{1,2}$ to be very small or zero in most of our analysis.

The term $\epsilon_{\mu\nu\rho\sigma} B^{\mu\nu} C^\rho D^\sigma$ has dimension 4. However, it vanishes in the limit of zero vector boson masses by gauge invariance, both for the Higgs and Stückelberg mechanisms. This means

that it comes effectively from a higher dimensional operator with κ proportional to $M_C M_D / \Lambda^2$, where Λ is the cutoff scale or the mass scale of heavy particles we have integrated out. On one hand, this operator does not decouple as $\Lambda \rightarrow \infty$ since both $M_{C,D}$ and Λ are given by the “hidden” Higgs VEV times the appropriate couplings; on the other hand, $\epsilon_{\mu\nu\rho\sigma} B^{\mu\nu} C^\rho D^\sigma$ is phenomenologically relevant only if $M_{C,D}$ are not far above the weak scale. Thus, this term represents a meaningful approximation in a particular energy window, which we will quantify later. (A similar situation occurs in the vector Higgs portal models, where the interaction $H^\dagger H V_\mu V^\mu$ has naive dimension 4, but originates from a dim-6 operator [6].) From the phenomenological perspective, it is important that $\epsilon_{\mu\nu\rho\sigma} B^{\mu\nu} C^\rho D^\sigma$ is the leading operator at low energies, e.g. relevant to non-relativistic annihilation of dark matter composed of C_μ or D_μ , and thus we will restrict our attention to this coupling only.

A coupling of this sort appears in various models upon integrating out heavy fields charged under both U(1)’s and hypercharge. Explicit anomaly-free examples can be found in [11] and [10]. In these cases, the Chern-Simons term arises upon integrating out heavy, vector-like with respect to the SM, fermions. Both the vectors and the fermions get their masses from the Higgs mechanism, while the latter can be made heavy by choosing large Yukawa couplings compared to the gauge couplings. In this limit, Eq. 4 gives the corresponding low energy action.¹

Finally, we note that increasing the number of hidden U(1)’s does not bring in hypercharge-portal interactions with a new structure, so our considerations apply quite generally.

3 Phenomenological constraints

In this section we derive constraints on the coupling constant κ from various laboratory experiments as well as unitarity considerations. The relevant interaction to leading order is given by

$$\Delta\mathcal{L} = \kappa \cos\theta_W \epsilon_{\mu\nu\rho\sigma} F^{\mu\nu} C^\rho D^\sigma - \kappa \sin\theta_W \epsilon_{\mu\nu\rho\sigma} Z^{\mu\nu} C^\rho D^\sigma, \quad (5)$$

where $F^{\mu\nu}$ and $Z^{\mu\nu}$ are the photon and Z-boson field strengths, respectively.

In what follows, we set the kinetic mixing to be negligibly small such that the lighter of the C and D states is not detected and thus appears as missing energy and momentum. There are then two possibilities: the heavier state decays into the lighter state plus γ either outside or

¹We note that certain “genuine” gauge invariant dim-6 operators such as $\frac{1}{\Lambda^2} \epsilon^{\mu\nu\rho\sigma} B_{\mu\nu} C^\tau_\rho D_{\tau\sigma}$ reduce to the Chern-Simons term on-shell in the non-relativistic limit ($C_{\mu\nu} \rightarrow C_{0i} = iM_C C_i$; $C_0 = 0$ and similarly for $D_{\mu\nu}$). Such operators should generally be taken into account when deriving the low energy action in explicit microscopic models.

inside the detector. Consider first the case where the mass splitting and κ are relatively small such that both C and D are “invisible”.

3.1 Unitarity

The coupling $\epsilon_{\mu\nu\rho\sigma} B^{\mu\nu} C^\rho D^\sigma$ involves longitudinal components of the massive vectors. Therefore, some scattering amplitudes will grow indefinitely with energy, which imposes a cutoff on our effective theory. For a fixed cutoff, this translates into a bound on κ .

Consider the scattering process

$$C_\mu C_\nu \rightarrow D_\rho D_\sigma \quad (6)$$

at high energies, $E \gg M_{C,D}$. The vertex can contain longitudinal components of at most one vector since $\epsilon_{\mu\nu\rho\sigma}(p_1 + p_2)^\mu p_1^\nu p_2^\rho = 0$. Then one finds that the amplitude grows quadratically with energy,

$$\mathcal{A} \sim \kappa^2 \frac{E^2}{M_{C,D}^2}, \quad (7)$$

with the subscripts C and D applying to the processes involving longitudinal components of C_μ and D_μ , respectively. On the other hand, the amplitude cannot exceed roughly 8π . Neglecting order one factors, the resulting constraint is

$$\frac{\kappa}{M} < \frac{\sqrt{8\pi}}{\Lambda}, \quad (8)$$

where $M = \min\{M_C, M_D\}$ and Λ is the cutoff scale. As explained in the previous section, Λ is associated with the mass scale of new states charged under $U(1)_Y$. Since constraints on such states are rather stringent, it is reasonable to take $\Lambda \sim 1$ TeV. This implies that light vector bosons can couple only very weakly, e.g. $\kappa < 10^{-5}$ for $M \sim 1$ MeV.

It is important to note that the unitarity bound applies irrespective of whether C and D are stable or not. Thus it applies to the case $M_D \gg M_C$ or vice versa and also in the presence of the kinetic mixing.

3.2 Invisible Υ decay

Suppose that D is the heavier state and the decay $D \rightarrow C + \gamma$ is not fast enough to occur inside the detector. Then production of C and D would appear as missing energy. In particular, light C, D can be produced in the invisible Υ decay

$$\Upsilon \rightarrow \text{inv} \quad , \quad (9)$$

which is a powerful probe of new physics since its branching ratio in the Standard Model is small, about 10^{-5} [15]. In our case, this decay is dominated by the s -channel annihilation through the photon, while the Z -contribution is suppressed by m_Υ^4/m_Z^4 . We find

$$\begin{aligned} \Gamma(\Upsilon \rightarrow CD) &= 2\alpha\kappa^2 \cos^2 \theta_W Q_d^2 \frac{f_\Upsilon^2}{m_\Upsilon} \sqrt{1 - 2\frac{M_C^2 + M_D^2}{m_\Upsilon^2} + \frac{(M_C^2 - M_D^2)^2}{m_\Upsilon^4}} \\ &\times \left[1 + \frac{m_\Upsilon^2}{12} \left(\frac{1}{M_C^2} + \frac{1}{M_D^2} \right) \left(1 - 2\frac{M_C^2 + M_D^2}{m_\Upsilon^2} + \frac{(M_C^2 - M_D^2)^2}{m_\Upsilon^4} \right) \right], \end{aligned} \quad (10)$$

where α is the fine structure constant, Q_d is the down quark charge and f_Υ is the Υ decay constant, $\langle 0|\bar{b}\gamma^\mu b|\Upsilon\rangle = f_\Upsilon m_\Upsilon \epsilon^\mu$ with ϵ^μ being the Υ polarization vector. In the limit $M_{C,D}^2 \ll m_\Upsilon^2$ and $M_C \simeq M_D = M$, the decay rate becomes

$$\Gamma(\Upsilon \rightarrow CD) \simeq \frac{1}{3}\alpha\kappa^2 \cos^2 \theta_W Q_d^2 \frac{f_\Upsilon^2 m_\Upsilon}{M^2}. \quad (11)$$

Taking $m_\Upsilon(1S) = 9.5$ GeV, $\Gamma_\Upsilon(1S) = 5.4 \times 10^{-5}$ GeV, $f_\Upsilon = 0.7$ GeV and using the BaBar limit $\text{BR}(\Upsilon \rightarrow \text{inv}) < 3 \times 10^{-4}$ at 90% CL [16], we find

$$\frac{\kappa}{M} < 4 \times 10^{-3} \text{ GeV}^{-1}. \quad (12)$$

This bound applies to vector boson masses up to a few GeV and disappears above $m_\Upsilon/2$. An analogous bound from $J/\Psi \rightarrow \text{inv}$ is weaker.

We note that the $\Gamma \propto 1/M^2$ dependence is characteristic to production of the longitudinal components of massive vector bosons. The corresponding polarization vector grows with energy as E/M , or in other words, at $M \ll m_\Upsilon$, the decay is dominated by the Goldstone boson production, whose couplings grow with energy. Thus, stronger constraints on κ are expected from the decay of heavier states.

The corresponding bound from the radiative Υ decay $\Upsilon \rightarrow \gamma + \text{inv}$ is much weaker. By C -parity, such a decay can only be mediated by the Z boson, which brings in the m_Υ^4/m_Z^4 suppression factor. The resulting constraint is negligible.

3.3 Invisible Z decay

The invisible width of the Z boson Γ_{inv}^Z is strongly constrained by the LEP measurements [17]. The process $Z \rightarrow CD$ contributes to Γ_{inv}^Z for vector boson masses up to about 45 GeV, thereby

leading to a bound on κ . We find

$$\begin{aligned} \Gamma(Z \rightarrow CD) &= \frac{1}{2\pi} \kappa^2 \sin^2 \theta_W m_Z \sqrt{1 - 2 \frac{M_C^2 + M_D^2}{m_Z^2} + \frac{(M_C^2 - M_D^2)^2}{m_Z^4}} \\ &\times \left[1 + \frac{m_Z^2}{12} \left(\frac{1}{M_C^2} + \frac{1}{M_D^2} \right) \left(1 - 2 \frac{M_C^2 + M_D^2}{m_Z^2} + \frac{(M_C^2 - M_D^2)^2}{m_Z^4} \right) \right]. \end{aligned} \quad (13)$$

In the limit $M_{C,D}^2 \ll m_Z^2$ and $M_C \simeq M_D = M$, it becomes

$$\Gamma(Z \rightarrow CD) \simeq \frac{\kappa^2 \sin^2 \theta_W}{12\pi} \frac{m_Z^3}{M^2}. \quad (14)$$

Taking the bound on the BSM contribution to Γ_{inv}^Z to be roughly 3 MeV (twice the experimental error-bar of Γ_{inv}^Z [17]), we have

$$\frac{\kappa}{M} < 8 \times 10^{-4} \text{ GeV}^{-1}. \quad (15)$$

In the given kinematic range, this constraint is even stronger than the unitarity bound for $\Lambda = 1$ TeV and comparable to the latter with a multi-TeV cutoff. As explained above, such sensitivity of $Z \rightarrow \text{inv}$ to κ is due to the E/M enhancement of the longitudinal vector boson production.

3.4 $B \rightarrow K + \text{inv}$ and $K \rightarrow \pi + \text{inv}$

Flavor changing transitions with missing energy are also a sensitive probe of matter couplings to “invisible” states (see e.g. [18]). The decay $B \rightarrow K + C D$ proceeds via the SM flavor violating $\bar{b}sZ$ and $\bar{b}s\gamma$ vertices with subsequent conversion of Z, γ into C and D . Numerically, the process is dominated by the Z contribution with the flavor changing vertex [19, 20]

$$\mathcal{L}_{\bar{b}sZ} = \lambda_{\bar{b}sZ} \bar{b}_L \gamma_\mu s_L Z^\mu, \quad (16)$$

with

$$\lambda_{\bar{b}sZ} = \frac{g^3}{16\pi^2 \cos \theta_W} V_{tb}^* V_{ts} f\left(\frac{m_t^2}{m_W^2}\right), \quad (17)$$

where V_{ij} are the CKM matrix elements and $f(x)$ is the Inami-Lim function [19],

$$f(x) = \frac{x}{4} \left(\frac{x-6}{x-1} + \frac{3x+2}{(x-1)^2} \ln x \right). \quad (18)$$

We find

$$\begin{aligned} \Gamma(B \rightarrow K + C D) &= \frac{\kappa^2 \lambda_{\bar{b}sZ}^2 \sin^2 \theta_W}{2^7 \pi^3 m_B^3 m_Z^4} \int_{(M_C + M_D)^2}^{(m_B - m_K)^2} \frac{ds}{s} f_+^2(s) \\ &\times \sqrt{(s - M_C^2 - M_D^2)^2 - 4M_C^2 M_D^2} \left((s + m_B^2 - m_K^2)^2 - 4m_B^2 s \right)^{3/2} \\ &\times \left[1 + \frac{1}{12s} \left(\frac{1}{M_C^2} + \frac{1}{M_D^2} \right) \left((s - M_C^2 - M_D^2)^2 - 4M_C^2 M_D^2 \right) \right], \end{aligned} \quad (19)$$

where the form factor $f_+(s)$ is defined by $\langle K(p_K)|\bar{b}\gamma^\mu s|B(p_B)\rangle = (p_K + p_B)^\mu f_+(s) + (p_B - p_K)^\mu f_-(s)$ with $s = (p_B - p_K)^2$. The decay rate is dominated by the contribution from large invariant masses of the C, D pair due to the longitudinal vector boson production. This justifies the subleading character of the photon contribution: the corresponding dipole operator can be significant at low invariant masses due to the $1/s$ pole, as in the $B \rightarrow Kl^+l^-$ processes (see e.g. [21] for a recent summary). The relative size of various $\Delta F = 1$ operators can be found in [20, 19], and we find that the photon contribution is unimportant.

The relevant experimental limit has been obtained by BaBar: $\text{BR}(B^+ \rightarrow K^+\nu\bar{\nu}) < 1.3 \times 10^{-5}$ at 90% CL [22]. Then taking $f_+(0) = 0.3$ and using its s -dependence from [21], we find

$$\frac{\kappa}{M} < 1 \text{ GeV}^{-1}, \quad (20)$$

for $M_C \simeq M_D = M$ up to roughly 2 GeV. The above considerations equally apply to the process $K \rightarrow \pi + \text{inv}$, up to trivial substitutions. We find that the resulting bound is weak, $\kappa/M < 30 \text{ GeV}^{-1}$. This stems from the $m_{\text{meson}}^7/(M^2 m_Z^4)$ behavior of the rate, which favors heavier mesons.

Finally, the Chern–Simons coupling does not contribute to $B \rightarrow CD$ due to the ϵ -tensor contraction, so there is no bound from the $B \rightarrow \text{inv}$ decay. Also, κ contributes to $(g-2)_\mu$ only at the two loop level such that the resulting bound is insignificant.

The summary of the bounds is shown in Fig. 1. We see that the most stringent limits are set by the Z invisible width and unitarity considerations. The latter has the advantage of not being limited by kinematics and places a tight bound on κ for vector masses up to about 100 GeV.

3.5 Bounds on decaying vector bosons $D \rightarrow C + \gamma$

When the vector boson mass difference is not too small, the heavier particle, say D , will decay inside the detector. In this case, the constraints on κ get somewhat modified. The decay width Γ_D is given by

$$\Gamma(D \rightarrow C + \gamma) = \frac{\kappa^2 \cos^2 \theta_W}{24\pi} \frac{(M_D^2 - M_C^2)^3}{M_D^3} \left(\frac{1}{M_C^2} + \frac{1}{M_D^2} \right), \quad (21)$$

assuming that the Z -emission is kinematically forbidden. Given the velocity v_D and lifetime τ_D , D decays inside the detector if $v_D \tau_D = |\mathbf{p}_D|/(M_D \Gamma_D)$ is less than the detector size l_0 , which we take to be ~ 3 m. In this case, κ is constrained by radiative decays with missing energy.

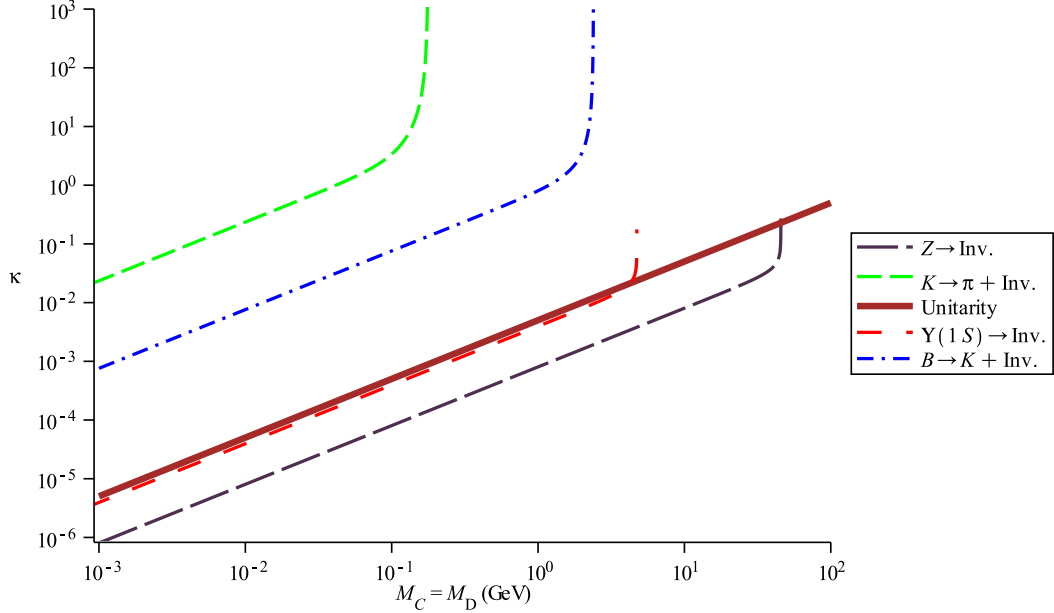


Figure 1: Bounds on κ . The unitarity bound assumes $\Lambda = 1$ TeV.

Consider the radiative decay $\Upsilon(1S) \rightarrow \gamma + \text{inv}$. Its branching ratio is constrained by BaBar: $\text{BR}(\Upsilon(1S) \rightarrow \gamma + \text{inv}) < 6 \times 10^{-6}$ for a 3-body final state and M_C up to about 3 GeV [23]. Since $\text{BR}(D \rightarrow C + \gamma) \sim 100\%$, this requires approximately

$$\frac{\kappa}{M} < 6 \times 10^{-4} \text{ GeV}^{-1}, \quad (22)$$

which is the strongest bound on κ in the kinematic range $M \lesssim 3$ GeV. This bound applies for

$$\Delta M \gtrsim \left(\frac{3\pi m_\Upsilon M}{4\kappa^2 \cos^2 \theta_W l_0} \right)^{1/3}, \quad (23)$$

where we have made the approximation $M_D - M_C = \Delta M \ll M \ll m_\Upsilon$. For example, taking the maximal allowed κ consistent with (22) at $M = 1$ GeV, the decay occurs within the detector for $\Delta M > 2$ MeV. (However, since the experimental cut on the photon energy is 150 MeV, ΔM close to this bound would not lead to a detectable signal.)

On the other hand, the bound on κ from the invisible Z width does not change even for decaying D . The reason is that the invisible width is defined by subtracting the visible decay width into fermions $\Gamma(Z \rightarrow \bar{f}f)$ from the total width Γ_Z measured via the energy dependence of the hadronic cross section [17]. Thus, $Z \rightarrow \gamma + \text{inv}$ qualifies as “invisible” decay and we still have

$$\frac{\kappa}{M} < 8 \times 10^{-4} \text{ GeV}^{-1}, \quad (24)$$

as long as the decay is kinematically allowed.

Finally, the unitarity bound

$$\frac{\kappa}{M} < \frac{\sqrt{8\pi}}{\Lambda} \quad (25)$$

remains intact as well. Another constraint in the higher mass range $m_Z/2 \lesssim M \lesssim 100$ GeV is imposed by the LEP monophoton searches $e^+e^- \rightarrow \gamma + \text{inv}$ [24]. We find, however, that it is somewhat weaker than the unitarity bound for $\Lambda = 1$ TeV (the same applies to $e^+e^- \rightarrow \text{inv}$).

Thus, the strongest constraints in Fig. 1 apply also to the case of decaying vector bosons, while the Υ bound becomes competitive and even the tightest one at lower masses. For $M \gtrsim 100$ GeV, some of the relevant LHC constraints will be discussed in the next section, while their comprehensive analysis requires a separate study.

Let us conclude by remarking on the astrophysical constraints. These apply to very light, up to $\mathcal{O}(\text{MeV})$, particles. In particular, the rate of energy loss in horizontal-branch stars sets stringent bounds on light particle emission in Compton-like scattering $\gamma + e \rightarrow e + C + D$. We find that this cross section in the non-relativistic limit scales approximately as $\alpha^2 \kappa^2 / (6\pi m_e^2) (T/M)^2$, with $T \sim \text{keV}$ being the core temperature. Comparison to the axion models [25] leads then to the bound $\kappa/M < 10^{-7} \text{ GeV}^{-1}$ for $M \ll \text{keV}$, which is much stronger than the laboratory constraints in this mass range. Analogous supernova cooling considerations extend the range to $\mathcal{O}(\text{MeV})$. A dedicated study of astrophysical constraints will be presented elsewhere.

4 Vector Dark Matter and the Chern–Simons coupling

In this section, we consider a special case of the Lagrangian (2) with

$$\delta_{1,2} = 0, \quad (26)$$

that is, the new gauge bosons do not mix with the hypercharge. This can be enforced by the Z_2 symmetry

$$C_\mu \rightarrow -C_\mu, \quad D_\mu \rightarrow -D_\mu. \quad (27)$$

It is straightforward to construct microscopic models which lead to an effective theory endowed with this symmetry at one loop. However, to make the Z_2 persist at higher loop levels is much more challenging and beyond the scope of this paper.

The relevant Lagrangian in terms of the propagation eigenstates is again given by (4), except now C and D do not couple to ordinary matter. The Z_2 symmetry forbids their kinetic mixing

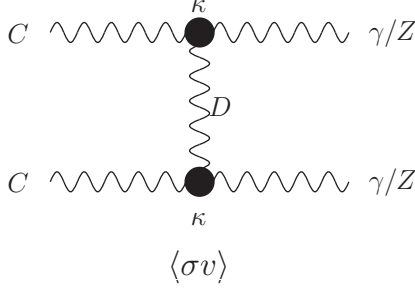


Figure 2: Dark matter annihilation into photons and Z -bosons.

with the photon and the Z . This makes the lighter state, C , stable and a good dark matter candidate. In what follows, we consider M_C of order the electroweak scale such that dark matter is of WIMP type.

Our vector dark matter interacts with the SM only via the Chern–Simons type terms (5). These allow for DM annihilation into photons and Z bosons (Fig. 2 and its cross-version). The corresponding cross sections for $M_C \simeq M_D = M$ in the non-relativistic limit are given by²

$$\begin{aligned}
 \langle\sigma v\rangle(CC \rightarrow \gamma\gamma) &\simeq \frac{29\kappa^4 \cos^4 \theta_W}{36\pi M^2}, \\
 \langle\sigma v\rangle(CC \rightarrow \gamma Z) &\simeq \frac{\kappa^4 \sin^2 \theta_W \cos^2 \theta_W}{18\pi M^2} \left(1 - \frac{M_Z^2}{4M^2}\right) \left[29 - \frac{5M_Z^2}{2M^2} + \frac{5M_Z^4}{16M^4}\right] \Theta(2M - M_Z), \\
 \langle\sigma v\rangle(CC \rightarrow ZZ) &\simeq \frac{\kappa^4 \sin^4 \theta_W}{36\pi M^2} \sqrt{1 - \frac{M_Z^2}{M^2}} \left(1 - \frac{M_Z^2}{2M^2}\right)^{-2} \left[29 - 34\frac{M_Z^2}{M^2} + 14\frac{M_Z^4}{M^4}\right] \Theta(M - M_Z),
 \end{aligned} \tag{28}$$

where Θ is the Heaviside distribution. These processes both regulate dark matter abundance and lead to potentially observable gamma-ray signatures, which we study in detail below.

The distinctive feature of the model is the presence of monochromatic gamma-ray lines in the spectrum of photons coming from the Galactic Center (see e.g. [26]). In particular, for heavy dark matter ($M^2 \gg M_Z^2$), the final states $\gamma\gamma$, γZ and ZZ are produced in the proportion $\cos^4 \theta_W$, $2 \sin^2 \theta_W \cos^2 \theta_W$ and $\sin^4 \theta_W$, respectively. This implies that continuous gamma-ray emission is subdominant and constitutes about a third of the annihilation cross section, while the monochromatic gamma-ray emission dominates.

4.1 WMAP/PLANCK constraints

Assuming that dark matter is thermally produced, its abundance should be consistent with the WIMP freeze-out paradigm. As explained above, the only DM annihilation channel is

²For simplicity, we have assumed a single mass scale for the vectors with D being somewhat heavier such that it decays into C and a photon. Further details are unimportant for our purposes.

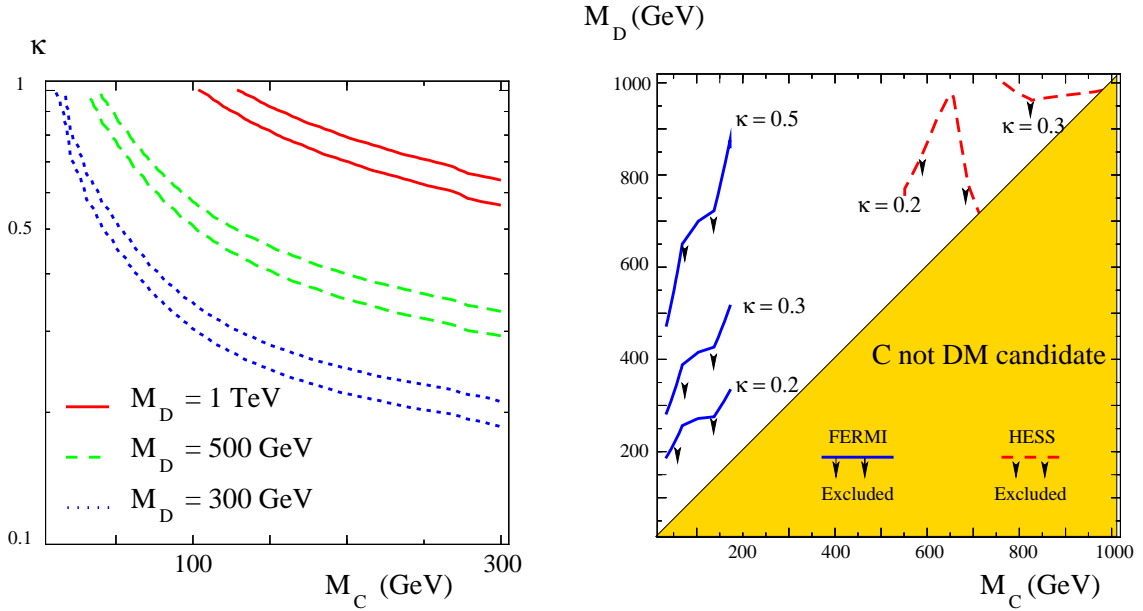


Figure 3: Left: the areas between the lines represent values of κ consistent with the WMAP/PLANCK constraint as a function of M_C for different values of M_D : 300 GeV (dotted blue), 500 GeV (dashed green), and 1 TeV (solid red). Right: constraints from the FERMI and HESS searches for monochromatic gamma-ray lines in the plane (M_C, M_D) . (The area below the curve for a given κ is excluded.)

$CC \rightarrow VV$ with $V = \gamma, Z$. The corresponding cross section must be in a rather narrow window to fit observations. The left panel of Fig. 3 shows parameter space consistent with the WMAP/PLANCK measurements [27, 28] of the DM relic abundance for different values of κ , M_C and M_D . For generality, we allow for vastly different M_C and M_D in our numerical analysis. In the case $M_C^2 \ll M_D^2$, the scaling behaviour $\langle\sigma v\rangle \sim \kappa^4/M^2$ of Eq. 28 is replaced by

$$\langle\sigma v\rangle \sim \kappa^4 \frac{M_C^2}{M_D^4}, \quad (29)$$

which stems from the momentum factors at the vertices. Thus, the annihilation cross section grows with the dark matter mass and, in turn, the WMAP/PLANCK-allowed κ 's decrease with increasing M_C . The former take on rather natural values of order one for M_D between 100 GeV and several TeV. The main annihilation channel is $CC \rightarrow \gamma\gamma$, which for $M_C \simeq M_D \simeq 200$ GeV constitutes about 60% of the total cross section. The channels $CC \rightarrow \gamma Z$ and $CC \rightarrow ZZ$ contribute 35% and 5%, respectively. The allowed parameter space is subject to the FERMI and HESS constraints on the gamma-ray emission, which we study in the next subsection.

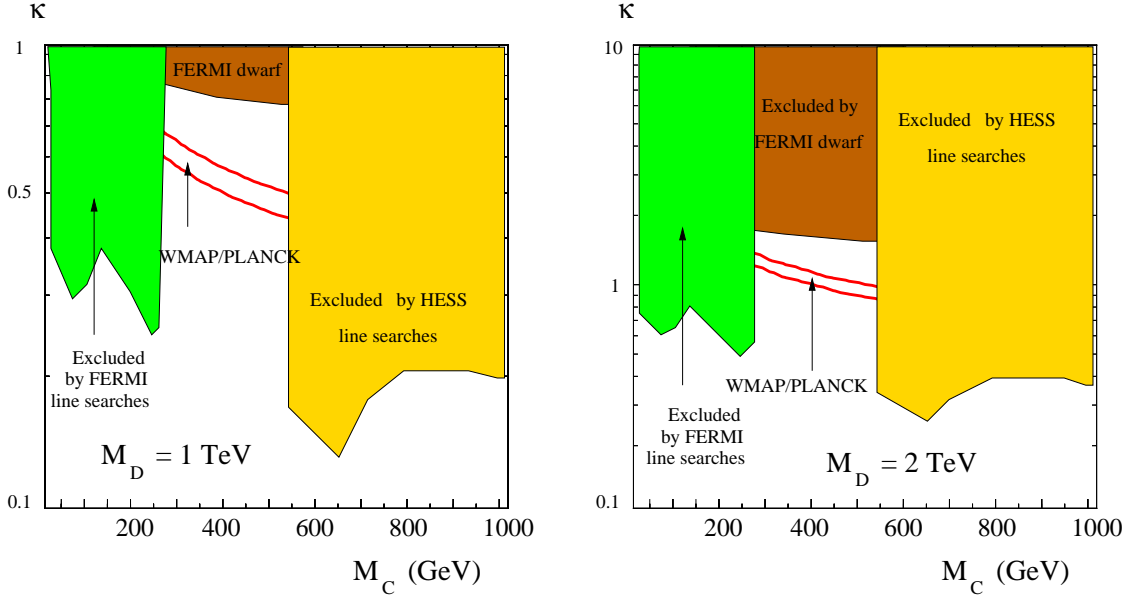


Figure 4: FERMI and HESS constraints on gamma-ray monochromatic lines and continuum in the plane (M_C, κ) for $M_D = 1$ TeV [left] and 2 TeV [right]. The area between the red lines is consistent with thermal DM relic abundance.

4.2 Indirect DM detection constraints

Dark matter can be detected indirectly by observing products of its annihilation in regions with enhanced DM density. The main feature of the Chern–Simons–type dark matter is that the dominant annihilation channel leads to a di-photon final state. These photons are monochromatic due to the low DM velocity nowadays ($v_C \simeq 300 \text{ kms}^{-1}$), which is a “smoking–gun” signature of our model. The proportion of the di-photon final state increases somewhat compared to that in the Early Universe due to the (slight) reduction of the center-of-mass energy of the colliding DM particles. In particular, for $M_C \simeq M_D \simeq 200$ GeV, the channels $CC \rightarrow \gamma\gamma$, $CC \rightarrow \gamma Z$ and $CC \rightarrow ZZ$ constitute approximately 63%, 33%, 4% of the total cross section. One therefore expects an intense monochromatic gamma-ray line at $E_\gamma = M_C$ and a weaker line at $E_\gamma = M_C - M_Z^2/(4M_C)$. Such lines would provide convincing evidence for DM annihilation since astrophysical processes are very unlikely to generate such a photon spectrum.

Recently, FERMI [29, 30] and HESS [31] collaborations have released their analyses of the monochromatic line searches around the Galactic Center. Due to its limited energy sensitivity, the FERMI satellite sets a bound on the di-photon annihilation cross section $\langle\sigma v\rangle_{\gamma\gamma}$ in the DM mass range $1 \text{ GeV} \lesssim M_C \lesssim 300 \text{ GeV}$. HESS, on the other hand, is restrained by its threshold

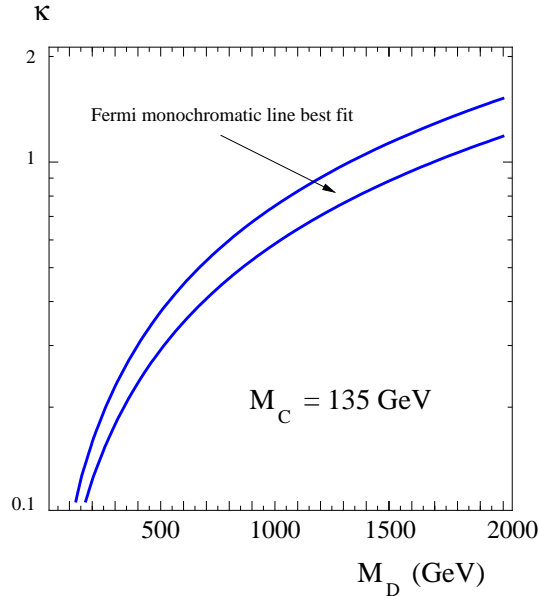


Figure 5: Parameter space (between the lines) satisfying $\langle\sigma v\rangle_{\gamma\gamma} = (1.27 \pm 0.32^{+0.18}_{-0.28}) \times 10^{-27} \text{ cm}^3\text{s}^{-1}$ and fitting the tentative FERMI gamma-ray line at 135 GeV.

limitations and provides bounds in the DM mass range $500 \text{ GeV} \lesssim M_C \lesssim 20 \text{ TeV}$.³ Combining the two analyses allows us to eliminate large portions of parameter space as shown in Fig. 3 [right] and Fig. 4. We note that increasing the mediator mass M_D has the same effect as decreasing the coupling κ . The important conclusion is that FERMI and HESS exclude the possibility of thermal DM relic abundance in the relevant mass ranges. Indeed, their bounds are of order $\langle\sigma v\rangle_{\gamma\gamma} \lesssim 10^{-27} \text{ cm}^3\text{s}^{-1}$, whereas thermal dark matter requires $\langle\sigma v\rangle \simeq 10^{-26} \text{ cm}^3\text{s}^{-1}$.

To fill the gap between 300 and 500 GeV where the monochromatic signal is not constrained, one can use the diffuse gamma-ray flux. Indeed, even though the FERMI energy cut-off is at 300 GeV, annihilation of heavy particles produces a continuum photon spectrum which can be detected by FERMI. In our case, the continuum comes from the ZZ and $Z\gamma$ final states with subsequent Z -decay. Since such final states contribute about 40% to the total cross section, the resulting constraint is not very strong. There exist several analyses of bounds on DM annihilation in the galactic halo [32], galactic center [33] and dwarf galaxies [34]. The latter provides the strongest FERMI constraint at the moment, while that from HESS is very weak, and we use it to restrict our parameter space (Fig. 4). The conclusion is that thermal DM in the 300–500 GeV mass range remains viable and can soon be tested by HESS/FERMI.

³ HESS reports its results for the Einasto DM distribution profile, while FERMI has extended its study to other profiles as well. To be conservative, we use the FERMI limits for the isothermal profile.

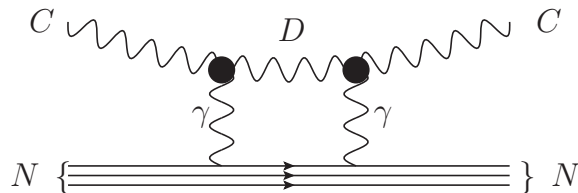


Figure 6: Dark matter scattering off a nucleon.

4.3 On the tentative 135 GeV gamma-ray line

When analyzing FERMI data, several groups found some indications of a monochromatic (135 GeV) gamma-ray line from the galactic center [35, 36]. The significance of the “signal” appears to be around 3.3 sigma taking into account the look-elsewhere effect, although this has not been confirmed by the FERMI collaboration. A somewhat optimistic interpretation of the line is that it could be due to DM annihilation at the galactic center (see [37, 38, 39] for recent discussions), with the cross section $\langle\sigma v\rangle_{\gamma\gamma} = (1.27 \pm 0.32_{-0.28}^{+0.18}) \times 10^{-27} \text{ cm}^3\text{s}^{-1}$ for an Einasto-like profile [35].

In this work, we will be impartial as to whether the line is really present in the data or not. Instead, we use the analysis of [35] as an example to show that the hypercharge portal can easily accommodate a monochromatic signal from the sky. Our result is shown in Fig. 5. Having fixed $M_C = 135 \text{ GeV}$, we observe that the gamma-ray line can be accommodated for any mediator mass M_D . As explained above, the continuum constraint is inefficient here since it applies to subdominant final states. On the other hand, the required annihilation cross section is too small for DM to be a thermal relic.

4.4 Direct detection constraints

An important constraint on properties of dark matter is set by direct detection experiments which utilize possible DM interactions with nuclei. In our case, dark matter scattering off nuclei is described by the 1-loop diagram of Fig. 6 together with its cross-version, and similar diagrams with Z -bosons in the loop. Setting for simplicity $M_C \simeq M_D = M$, we find that in the non-relativistic limit this process is described by the operators

$$\begin{aligned}
 O_{SI} &\sim \frac{\alpha\kappa^2}{4\pi} \frac{m_N}{M^2} \bar{\Psi}\Psi C^\mu C_\mu, \\
 O_{SD} &\sim \frac{\alpha\kappa^2}{4\pi} \frac{1}{M^2} \epsilon_{\mu\nu\rho\sigma} \bar{\Psi}\gamma^\mu\gamma^5\Psi C^\nu i\partial^\rho C^\sigma,
 \end{aligned}
 \tag{30}$$

where m_N is a hadronic scale of the order of the nucleon mass and Ψ is the nucleon spinor. O_{SI} and O_{SD} are responsible for spin-independent and spin-dependent scattering, respec-

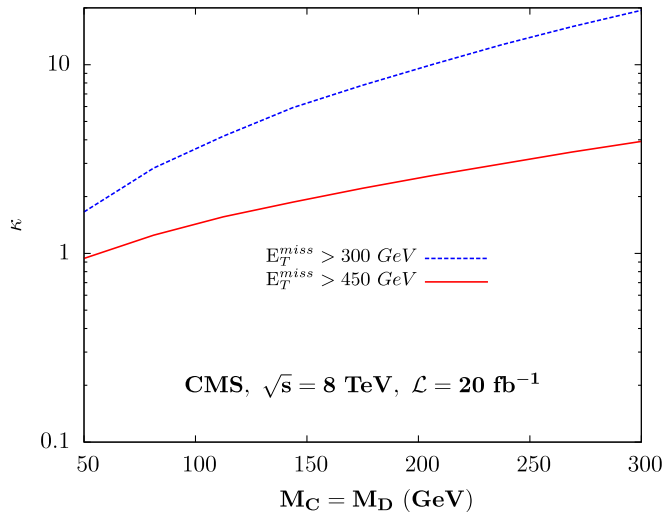


Figure 7: Limit on κ from monojet searches at CMS for $\sqrt{s}=8$ TeV and 20 fb^{-1} integrated luminosity.

tively. The former is suppressed both by the loop factor and the nucleon mass, while the latter is suppressed by the loop factor only. The resulting cross sections are quite small, $\sigma_{SI} \sim \kappa^4/M^2 (\alpha/4\pi)^2(m_N/M)^4 \sim 10^{-46}\text{cm}^2$ for $\kappa \sim 1$ and $M \sim 100$ GeV, whereas the spin-dependent cross-section is of the order of $\sigma_{SD} \sim \kappa^4/M^2 (\alpha/4\pi)^2(m_N/M)^2 \sim 10^{-42}\text{cm}^2$ for the same parameters. The current XENON100 bounds are $\sigma_{SI} \lesssim \mathcal{O}(10^{-45})\text{cm}^2$ [40] and $\sigma_{SD} \lesssim \mathcal{O}(10^{-40})\text{cm}^2$ [41] for the DM mass around 100 GeV (which maximizes the XENON100 sensitivity). We thus conclude that no significant bounds on κ can be obtained from direct detection experiments. Furthermore, since the gamma-ray constraints require $\kappa < \mathcal{O}(10^{-1})$ in this mass range, the prospects for direct DM detection are rather bleak, orders of magnitude beyond the projected sensitivity of XENON1T [42].

4.5 LHC monojet constraints

The vector states C and D can be produced at the LHC. If their mass difference is not sufficiently large, the photon coming from D -decay would not pass the experimental cut on the photon energy ($p_T > 150$ GeV). In this case, production of C and D would appear as missing energy. The latter can be detected in conjunction with a jet coming from initial-state radiation, which sets a bound on DM production (see also [43]).

In this subsection, we estimate the sensitivity of current monojet searches at the LHC to dark matter production through its coupling to Z and γ . Our constraints are based on the search for monojets performed by the CMS collaboration which makes use of 19.5 fb^{-1} of data at 8

TeV center of mass energy [44]. The basic selection requirements used by the CMS experiment for monojet events are as follows:

- at least 1 jet with $p_T^j > 110$ GeV and $|\eta^j| < 2.4$;
- at most 2 jets with $p_T^j > 30$ GeV;
- no isolated leptons.

The CMS collaboration quotes the event yields for 7 different cuts on the missing transverse momentum p_T^{miss} between 250 and 550 GeV. These are largely dominated by the SM backgrounds, namely Z +jets, where the Z boson decays invisibly, and W +jets, where the W boson decays leptonically and the charged lepton is not reconstructed. In particular, with 19.5 fb^{-1} data, the CMS collaboration estimates the background to be $18506 \pm 690(1931 \pm 131)$ events for $p_T^{\text{miss}} > 300$ (450) GeV.

A virtual Z -boson or a photon produced with a significant transverse momentum and coupled to invisible states can also lead to the topology that is targeted by the monojet searches. In order to estimate the sensitivity of the CMS monojet search to the “ $Z/\gamma \rightarrow$ invisible” signal, we generate the $pp \rightarrow Z/\gamma + \text{jets} \rightarrow \text{CD} + \text{jets}$ process at the parton level with **Madgraph 5** [45]. Showering and hadronization is performed using **Pythia 6** [46], while **Delphes 1.9** [47] is employed to simulate the ATLAS and CMS detector response. We have imposed the analysis cuts listed above on the simulated events to find the signal efficiency. As a cross-check, we have passed $(Z \rightarrow \nu\nu) + \text{jets}$ background events through the same simulation chain, obtaining efficiencies consistent with the data-driven estimates of that background provided by CMS.

We use the total event cross section to put constraints on the dark matter coupling to the Z/γ gauge bosons. We compute the observed 95%CL exclusion limits on the dark matter–SM coupling κ for given masses M_C, M_D by requiring (see, e.g. [48])

$$\chi^2 = \frac{(N_{obs} - N_{SM} - N_{DM}(M_C, M_D, \kappa))^2}{N_{SM} + N_{DM}(M_C, M_D, \kappa) + \sigma_{SM}^2} = 3.84 . \quad (31)$$

Here N_{obs} is the number of observed events, N_{SM} the number of expected events, N_{DM} the number of expected signal events and σ_{SM} being the uncertainty in the predicted number of backgrounds events. The expected strongest bounds should come from the analysis with the hardest $p_T^{\text{miss}} > 550$ GeV cuts, but the strongest observed bound come from the $p_T^{\text{miss}} > 450$ GeV cuts due to an important downward fluctuations in the data. Fig. 7 shows the resulting limits on κ for two different sets of cuts, $p_T^{\text{miss}} > 300$ GeV and $p_T^{\text{miss}} > 450$ GeV, with the latter providing the best limit. We see that the current monojet bounds are relatively weak, $\kappa < \mathcal{O}(1)$

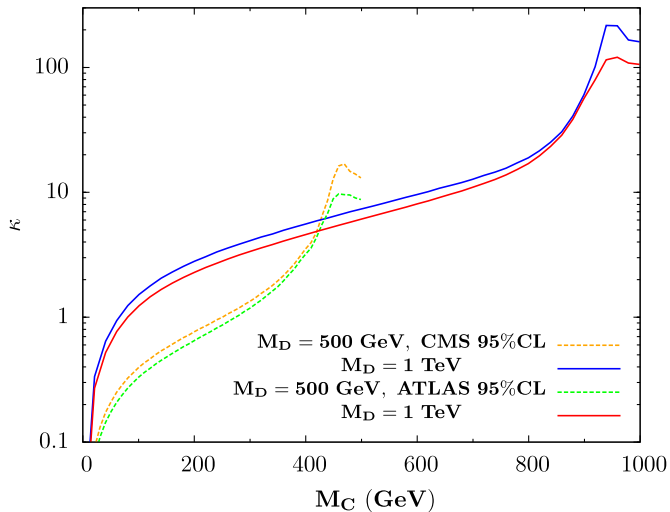


Figure 8: Limits on κ from monophoton searches at CMS (5 fb^{-1} at $\sqrt{s} = 7 \text{ TeV}$) and ATLAS (4.6 fb^{-1} at $\sqrt{s} = 7 \text{ TeV}$).

for $M_C \sim M_D \sim 100 \text{ GeV}$, and not competitive with the constraints from the monochromatic gamma-ray searches.

4.6 LHC monophoton constraints

Another characteristic collider signature of vector DM production is monophoton emission plus missing energy. In this case, C and D are produced on-shell through the photon or Z , while their mass difference must be sufficiently large such that D decays inside the detector and the photon energy is above the threshold. We rely on the search for a single photon performed by the CMS collaboration which makes use of 5 fb^{-1} of data at 7 TeV center of mass energy [49] and the one performed by the ATLAS collaboration which makes use of 4.6 fb^{-1} of data at 7 TeV center of mass energy [50]. The basic selection requirements used by the CMS experiment for monophoton events are as follows:

- 1 photon with $p_T^\gamma > 145 \text{ GeV}$ and $|\eta^\gamma| < 1.44$;
- $p_T^{\text{miss}} > 130 \text{ GeV}$;
- no jet with $p_T^j > 20 \text{ GeV}$ that is $\Delta R > 0.04$ away from the photon candidate;
- no jet with $p_T^j > 40 \text{ GeV}$ and $|\eta^j| < 3.0$ within $\Delta R < 0.5$ of the axis of the photon;

Analogous requirements used by ATLAS are:

- 1 photon with $p_T^\gamma > 150 \text{ GeV}$ and $|\eta^\gamma| < 2.37$;
- $p_T^{\text{miss}} > 150 \text{ GeV}$;
- no more than 1 jet with $p_T^j > 30 \text{ GeV}$ and $|\eta^j| < 4.5$;

- $\Delta\Phi(\gamma, p_T^\gamma) > 0.4$, $\Delta R(\gamma, jet) > 0.4$ and $\Delta\Phi(jet, p_T^{\text{miss}}) > 0.4$;

The event yields obtained by ATLAS and CMS are largely dominated by the SM backgrounds, namely $Z+\gamma$, where the Z boson decays invisibly, and $W+\gamma$, where the W boson decays leptonically and the charged lepton is not reconstructed. Since ATLAS accepts events with one jet, $W/Z+\text{jets}$ is also an important background for the ATLAS analysis. With 4.6 fb^{-1} data, the ATLAS collaboration estimates the background to be $137 \pm 18(\text{stat.}) \pm 9(\text{syst.})$ events and observed 116 events. The analogous numbers for CMS with 5 fb^{-1} are 75.1 ± 9.4 and 73 events, respectively.

In order to estimate the sensitivity of the ATLAS and CMS single photon search to DM production, we have generated the $pp \rightarrow Z/\gamma \rightarrow CD \rightarrow CC + \gamma$ process. We have used the program `Madgraph 5` [45] for the channels at the parton level. Showering and hadronisation was performed using `Pythia 6` [46] and `Delphes 1.9` [47] was employed to simulate the CMS detector response. We have imposed the analysis cuts listed above on the simulated events to find the signal efficiency and used the total event cross-section to constrain the DM coupling to γ and Z . The observed 95%CL exclusion limits on κ for given M_C, M_D are obtained by requiring

$$\chi^2 = \frac{(N_{obs} - N_{SM} - N_{DM}(M_C, M_D, \kappa))^2}{N_{SM} + N_{DM}(M_C, M_D, \kappa) + \sigma_{SM}^2} = 3.84 . \quad (32)$$

The resulting limits on κ for two choices of $M_D = 500 \text{ GeV}$ and $M_D = 1 \text{ TeV}$ are shown in Fig. 8. In the latter case, the bounds are relatively weak, $\kappa < 1$ for $M_C > 100 \text{ GeV}$, and do not constrain the parameter space consistent with WMAP/PLANCK, FERMI and HESS (Fig. 4). For $M_D = 500 \text{ GeV}$, the monophoton constraint is more important, although it does not yet probe interesting regions of parameter space (Fig. 3). In particular, it does not rule out the DM interpretation of the 135 GeV gamma-ray line (Fig. 5). Indeed, for $M_C = 135 \text{ GeV}$, the LHC bound is about $\kappa < 0.5$, whereas the gamma-ray line requires $\kappa \sim 0.3$.

We thus find that the monophoton constraint is not yet competitive with the astrophysical/cosmological ones. We have also checked that no useful constraint is imposed by searches for mono- Z emission ($D \rightarrow Z + C$), mostly due to its smaller production cross section.

4.7 Summary of constraints

For the DM mass above 100 GeV, the most relevant laboratory constraints are imposed by the LHC searches for monojets and monophotons. The former are applicable for quasi-degenerate C and D , while the latter apply if there is a substantial mass difference between them. The

monophoton constraint is rather tight for light DM, e.g. $\kappa < \text{few} \times 10^{-1}$ for $M_C \sim 100$ GeV and $M_D \sim 500$ GeV. This is stronger than the unitarity bound (8), which only applies for $\Lambda \gg M_{C,D}$. On the other hand, the monojet constraint is rather weak, $\kappa \lesssim 1$.

The most important bounds on the model are imposed by astrophysical observations, in particular, by FERMI and HESS searches for monochromatic gamma-ray lines. These exclude substantial regions of parameter space even for relatively heavy dark matter, $M_{C,D} \sim 1$ TeV. Analogous bounds from continuum gamma-ray emission are significantly weaker as the latter is subleading in our framework (unlike in other models [51]), while direct DM detection is inefficient due to loop suppression. These constraints still allow for thermal DM in the mass range 200–600 GeV (Fig. 4).

Finally, the model allows for an “optimistic” interpretation of the tentative 135 GeV gamma-ray line in the FERMI data. The line can be due to (non-thermal) dark matter annihilation with $M_C \simeq 135$ GeV for a range of the mediator mass M_D . This interpretation is consistent with the constraints coming from the continuum gamma-ray emission, direct DM detection and the LHC searches.

5 Conclusion

We have considered the possibility that the hidden sector contains more than one massive vector fields. In this case, an additional $dim=4$ interaction structure of the Chern–Simons type becomes possible. It couples the hypercharge field strength to the antisymmetric combination of the massive vectors. If the latter are long-lived, the phenomenological signatures of such a coupling include missing energy in decays of various mesons and Z , as well as monojet and monophoton production at the LHC.

The hidden sector may possess a Z_2 symmetry, which would make the lighter vector field stable and a good dark matter candidate. The characteristic signature of this scenario is monochromatic gamma-ray emission from the Galactic Center, while the corresponding continuum contribution is suppressed. We find that this possibility is consistent with other constraints, including those from the LHC and direct DM detection. Large portions of the allowed parameter space can be probed both by indirect DM detection and the LHC monophoton searches.

Acknowledgements. We are grateful to A. Ali for useful discussions. This work was partially supported by the French ANR TAPDMS **ANR-09-JCJC-0146**, the Spanish MICINN Consolider-Ingenio 2010 Programme under grant Multi- Dark **CSD2009-00064** and the Collab-

orative Research Center SFB 676 of the DFG, “Particles, Strings, and the Early Universe”. Y. M. and J. Q. also acknowledge partial support from the European Union FP7 ITN INVISIBLES (Marie Curie Actions, PITN- GA-2011- 289442) and the ERC advanced grant Higgs@LHC.

References

- [1] D. J. Gross, J. A. Harvey, E. J. Martinec and R. Rohm, Phys. Rev. Lett. **54**, 502 (1985).
- [2] W. Buchmuller, K. Hamaguchi, O. Lebedev and M. Ratz, Phys. Rev. Lett. **96**, 121602 (2006).
- [3] B. Patt and F. Wilczek, hep-ph/0605188.
- [4] T. Asaka, S. Blanchet and M. Shaposhnikov, Phys. Lett. B **631**, 151 (2005).
- [5] V. Silveira and A. Zee, Phys. Lett. B **161**, 136 (1985).
- [6] O. Lebedev, H. M. Lee and Y. Mambrini, Phys. Lett. B **707**, 570 (2012).
- [7] O. Lebedev and A. Westphal, Phys. Lett. B **719**, 415 (2013).
- [8] C. Coriano, N. Irges and E. Kiritsis, Nucl. Phys. B **746**, 77 (2006).
- [9] P. Anastasopoulos, M. Bianchi, E. Dudas and E. Kiritsis, JHEP **0611**, 057 (2006).
- [10] I. Antoniadis, A. Boyarsky, S. Espahbodi, O. Ruchayskiy and J. D. Wells, Nucl. Phys. B **824**, 296 (2010).
- [11] E. Dudas, Y. Mambrini, S. Pokorski and A. Romagnoni, JHEP **0908**, 014 (2009); JHEP **1210**, 123 (2012).
- [12] I. Antoniadis, “Motivation for weakly interacting SubeV particles,” DESY-PROC-2010-03.
- [13] Y. Farzan and A. R. Akbarieh, arXiv:1211.4685 [hep-ph].
- [14] B. Holdom, Phys. Lett. B **166**, 196 (1986).
- [15] L. N. Chang, O. Lebedev and J. N. Ng, Phys. Lett. B **441**, 419 (1998).
- [16] B. Aubert *et al.* [BABAR Collaboration], Phys. Rev. Lett. **103**, 251801 (2009).

- [17] S. Schael *et al.* [ALEPH and DELPHI and L3 and OPAL and SLD and LEP Electroweak Working Group and SLD Electroweak Group and SLD Heavy Flavour Group Collaborations], Phys. Rept. **427**, 257 (2006).
- [18] S. Andreas, O. Lebedev, S. Ramos-Sanchez and A. Ringwald, JHEP **1008**, 003 (2010).
- [19] T. Inami and C. S. Lim, Prog. Theor. Phys. **65**, 297 (1981) [Erratum-ibid. **65**, 1772 (1981)].
- [20] B. Grinstein, M. J. Savage and M. B. Wise, Nucl. Phys. B **319**, 271 (1989).
- [21] G. Buchalla, Nucl. Phys. Proc. Suppl. **209**, 137 (2010).
- [22] P. del Amo Sanchez *et al.* [BABAR Collaboration], Phys. Rev. D **82**, 112002 (2010).
- [23] P. del Amo Sanchez *et al.* [BaBar Collaboration], Phys. Rev. Lett. **107**, 021804 (2011).
- [24] P. Achard *et al.* [L3 Collaboration], Phys. Lett. B **587**, 16 (2004).
- [25] G. Raffelt and A. Weiss, Phys. Rev. D **51**, 1495 (1995).
- [26] G. Vertongen and C. Weniger, JCAP **1105**, 027 (2011).
- [27] N. Jarosik, C. L. Bennett, J. Dunkley, B. Gold, M. R. Greason, M. Halpern, R. S. Hill and G. Hinshaw *et al.*, Astrophys. J. Suppl. **192**, 14 (2011).
- [28] P. A. R. Ade *et al.* [Planck Collaboration], arXiv:1303.5062 [astro-ph.CO].
- [29] M. Ackermann *et al.* [LAT Collaboration], Phys. Rev. D **86** (2012) 022002; J. Conrad, AIP Conf. Proc. **1505** (2012) 166.
- [30] Fermi-LAT Collaboration, arXiv:1305.5597 [astro-ph.HE].
- [31] A. Abramowski *et al.* [H.E.S.S. Collaboration], Phys. Rev. Lett. **110** (2013) 041301.
- [32] M. Ackermann *et al.* [LAT Collaboration], Astrophys. J. **761** (2012) 91.
- [33] D. Hooper, C. Kelso and F. S. Queiroz, arXiv:1209.3015 [astro-ph.HE].
- [34] A. A. Abdo *et al.* [Fermi-LAT Collaboration], Astrophys. J. **712** (2010) 147; A. Drlica-Wagner [Fermi LAT Collaboration], arXiv:1210.5558 [astro-ph.HE].
- [35] C. Weniger, JCAP **1208**, 007 (2012); T. Bringmann, X. Huang, A. Ibarra, S. Vogl and C. Weniger, JCAP **1207**, 054 (2012).

- [36] E. Tempel, A. Hektor and M. Raidal, JCAP **1209**, 032 (2012).
- [37] G. Chalons and A. Semenov, JHEP **1112** (2011) 055; G. Chalons, arXiv:1204.4591 [hep-ph].
- [38] S. Profumo and T. Linden, JCAP **1207**, 011 (2012).
- [39] A. Ibarra, S. L. Gehler and M. Pato, JCAP **1207**, 043 (2012).
- [40] E. Aprile *et al.* [XENON100 Collaboration], Phys. Rev. Lett. **109**, 181301 (2012).
- [41] E. Aprile *et al.* [XENON100 Collaboration], arXiv:1301.6620 [astro-ph.CO].
- [42] P. Beltrame [on behalf of the XENON Collaboration], arXiv:1305.2719 [astro-ph.CO].
- [43] A. Djouadi, A. Falkowski, Y. Mambrini and J. Quevillon, arXiv:1205.3169 [hep-ph].
- [44] CMS-PAS-EXO-12-048.
- [45] J. Alwall, M. Herquet, F. Maltoni, O. Mattelaer and T. Stelzer, JHEP **1106** (2011) 128.
- [46] T. Sjostrand, S. Mrenna and P. Z. Skands, JHEP **0605** (2006) 026.
- [47] S. Oryn, X. Rouby and V. Lemaitre, arXiv:0903.2225.
- [48] P. J. Fox, R. Harnik, J. Kopp and Y. Tsai, Phys. Rev. D **85**, 056011 (2012).
- [49] S. Chatrchyan *et al.* [CMS Collaboration], Phys. Rev. Lett. **108** (2012) 261803.
- [50] G. Aad *et al.* [ATLAS Collaboration], Phys. Rev. Lett. **110** (2013) 011802.
- [51] W. Buchmuller and M. Garny, JCAP **1208**, 035 (2012).