

Quantum transport through single and multilayer icosahedral fullerenes

Daniel A. Lovey and Rodolfo H. Romero*

(Dated: September 15, 2021)

Abstract

We use a tight-binding Hamiltonian and Green functions methods to calculate the quantum transmission through single-wall fullerenes and bilayered and trilayered onions of icosahedral symmetry attached to metallic leads. The electronic structure of the onion-like fullerenes takes into account the curvature and finite size of the fullerenes layers as well as the strength of the intershell interactions depending on to the number of interacting atom pairs belonging to adjacent shells. Misalignment of the symmetry axes of the concentric icosahedral shells produces breaking of the level degeneracies of the individual shells, giving rise some narrow quasi-continuum bands instead of the localized discrete peaks of the individual fullerenes. As a result, the transmission function for non symmetrical onions are rapidly varying functions of the Fermi energy. Furthermore, we found that most of the features of the transmission through the onions are due to the electronic structure of the outer shell with additional Fano-like antiresonances arising from coupling with or between the inner shells.

*Electronic address: rhromero@exa.unne.edu.ar

I. INTRODUCTION

Fullerenes, hollow clusters made up of carbon atoms bonded by sp^2 orbitals, have interesting conducting properties. The origin of such a behavior is their delocalized π frontier molecular orbitals, what gives rise to a high conductance when an electric field is applied on the molecule, e.g. by an external potential bias. It has been discussed that free-electron and tight-binding (TB) models can capture the main features of the electronic transport through nearly spherical fullerenes [1, 2]. The high conductivity of C_{60} has lead to speculate on the possibility of considering it as a conducting spherical shell [3]. Particularly, several authors have studied the molecular junctions of the C_{60} fullerene under different types of connections, such as, a substrate and a STM tip [4, 5], one-dimensional leads [6], carbon nanotubes [7], gold clusters [8] or break junctions [9]. Furthermore, the stability and strong hybridization of C_{60} with metallic surfaces make it also a feasible anchoring group with high conductance [8]. In the search of similar suitable molecular junctions, other larger icosahedral fullerenes C_n from the same family $n = 60k^2$ (k integer) have also been shown to be stable [10, 11], while the conductance of others, such as C_{20} or its complexes have also been explored [12–14]. On the other hand, by doping with boron and nitrogen, fullerene-based molecular junctions were found to have negative resistance [15].

A number of methods have been applied to the study of energetics and stability of buckyonions, namely, icosahedral fullerenes encapsulated by larger ones [16–26]. Carbon nano-onions are interesting structures between fullerenes and multi-wall carbon nanotubes, having high thermal stability and chemical reactivity compared to CNTs. They also have the characteristic high contact area and affinity for noble metals, what make them interesting as anchoring groups for molecular electronics. For instance, it has also been shown that onion-like nanoparticles can be used as electrochemical capacitors, also called supercapacitors, with high discharge rates of up to three order of magnitud higher than conventional supercapacitors [27]. The static polarizability, closely related to the response of the electronic charges to applied static fields, have been studied for onions formed by members of the icosahedral $60k^2$ family, using both phenomenological models and first-principle methods [28–30], showing their capability to partially screen static external electric fields. The conductance of onion-like structures functionalized with sulfide-terminated chains has been measured between a gold substrate and a gold STM tip [31].

The present work is aimed to study the electronic transmission of single-wall and multi-wall fullerenes weakly attached to metallic leads. In the next Section we discuss the TB model and the influence of the curvature and finite size of the layers on it, as well as the Green function-based method for the calculation of the transmission. In Section III, we present our results for the dependence of the transmission function on the electron energy $T(E)$. We study how $T(E)$ is affected by the relative angular orientation of the shells, the number of intershell connections included in the TB model and the number of shells of the onions. Finally in Section IV, we summarize our conclusions on the systems studied.

II. MODEL AND CALCULATION METHOD

A. Single-wall fullerenes: curvature and finite size

The Hamiltonian of a n -atom fullerene C_n is described in the TB approximation with one π orbital per site

$$H_n = t_n \sum_{\langle ij \rangle} c_i^\dagger c_j + \text{H.c.}, \quad (1)$$

where the summation runs on nearest neighbor atom pairs $\langle ij \rangle$, and the operator c_i^\dagger (c_j) creates (annihilates) an electron in the π orbital centered at the atom i (j). The constant on-site energy has been taken as zero.

A single parameter t_n is used for the hopping integral between nearest neighbor atoms for a given fullerene. Although no bond dimerization effect is included, it has been shown that its sole effect is to slightly break some degeneracies in the spectrum with no major qualitative effect [1]. In order to take into account the effect of the curvature of the shell for the various fullerenes, we consider the hopping parameter t_n to be a function of the mean radius R_n of the (nearly) spherical shell of n C atoms and the mean inter-atomic distance d_n [32]

$$t_n = t \left[1 - \frac{1}{2} \left(\frac{d_n}{R_n} \right)^2 \right]. \quad (2)$$

The value $t = -2.73$ eV is a suitable hopping for graphene and is chosen to correctly reproduce the HOMO-LUMO gap for C_{60} , $E_g = -1.90$ eV, as obtained from DFT calculations [33]. Although the TB Hamiltonian only depends on the topology of the molecule (i.e., on the atoms bonded), the molecular geometry affects the hopping integral. Table I shows that

C_n	d_n (Å)	R_n (Å)	t_n (eV)	C_n	d_n (Å)	R_n (Å)	t_n (eV)
C ₆₀	1.43	3.54	2.51	C ₂₀	1.42	1.99	2.04
C ₂₄₀	1.42	7.05	2.68	C ₁₈₀	1.42	6.10	2.66
C ₅₄₀	1.42	10.58	2.71	C ₅₀₀	1.42	10.18	2.70

TABLE I: Mean interatomic C-C distances, mean radii and hopping integral for the single-wall icosahedral fullerenes of the families $60k^2$ and $20k^2$ (k integer).

the mean radius of the shell is the main geometrical variable, with the mean inter-atomic distance being approximately constant for the various fullerenes C_n of the families $n = 60k^2$ and $n = 20k^2$ (k integer). The inter-shell separations are approximately constant for successive fullerenes of each family ($\sim 3.5\text{Å}$, close to the inter-layer separation in bulk graphite, for the former, and $\sim 2\text{Å}$ for the latter).

B. Intershell interactions in two-wall fullerenes

We shall study single-wall fullerenes and bilayer and trilayer onions composed by two and three concentric shells of icosahedral symmetry (I_h), $C_{n_1}@C_{n_2}\dots$. In onions, it has been shown that the resulting structures for each shell are much the same those ones of the isolated fullerenes. Therefore, we assume the geometry for each shell in the onion to be the same as that of isolated C_n , taken from Yoshida data base. The most stable mutual orientation is the one that preserves the I_h symmetry of the composite system [18, 19]. Furthermore, in the onion-like family C_{60k^2} , it is reasonable to assume the strength of their intershell interactions as similar to those between the layers of graphite, due to the similarity in their interlayer separation. Figure 1a shows a scheme of a part of two adjacent parallel layers in graphite separated a distance of 3.35Å . Each layer is constituted by two triangular lattices whose sites are denoted as A and B. The subscript 1 or 2 indicates which layer each site belongs. In graphite, the distances and number of nearest neighbors are exactly determined by the relative position between the plane infinite layers of identical geometry. In two-wall buckyonions, nevertheless, the inner and outer fullerenes have finite sizes with different number of atoms, different geometrical structures due of their different number of hexagons (e.g., in the family $60n^2$, every member have 12 pentagons) and eventually different

orientations from each other (even though both have I_h symmetry), as shown in Figures 1b and 1c. Therefore, although it is usually thought of intershell interactions in buckyonions as locally similar to interlayer interactions in bilayer graphene, a more thorough consideration of the intershell hopping is needed due to the differences mentioned above. In graphite the hopping parameter $\gamma_0 = t$ describes the covalent bonding arising from sp^2 hybridization in a layer. Inter-layer Van der Waals interactions are described by the parameters $\gamma_1 = t_\perp \approx 0.4$ eV (hopping energy between atoms A1 and A2), $\gamma_3 \approx 0.3$ eV (between B1 and B2 atoms) and $\gamma_4 \approx 0.04$ eV (hopping energy for A1-B2 and A2-B1 pairs) [34, 35]. In bilayer onions, no such two lattices exists due to the finite size and the curvature of the layers. Nevertheless, similar Van de Waals interactions between nearest neighbor (NN) and next-nearest neighbors (NNN) atoms exist. Taking into account that for graphite $\gamma_1 \approx \gamma_3$ and $\gamma_4 \approx 0$, we take a single value $t_\perp = 0.35$ eV for the hopping between pairs of the NN and NNN between layers [24]. The intershell interaction is included through the hopping integral t_\perp between pairs of NN and NNN atoms as follows: we define a cutoff radius R_{cutoff} such that every pair of atoms, at \mathbf{r}_i and \mathbf{r}_j , belonging to adjacent shells and separated a distance shorter than R_{cutoff} is assigned a hopping t_\perp , i.e.,

$$t_{ij} = \begin{cases} t_\perp, & |\mathbf{r}_i - \mathbf{r}_j| \leq R_{\text{cutoff}} \\ 0, & \text{otherwise.} \end{cases} \quad (3)$$

It should be noted that, due to the faceting of the icosahedral symmetry, the number of intershell connections is not isotropic. As an illustration, Figures 1b and 1c show two portions of a trilayer onion within a solid angle around the directions joining the centers of the pentagons and hexagons, respectively. The lines joining atoms in adjacent shells represent the intershell connections $t_{ij} = t_\perp$ for a given cutoff radius. Due to the non sphericity of the shells, the outermost pentagon is not connected but the outermost hexagon it is. We characterize the number of pairs of atoms connected at a given R_{cutoff} , by the mean number of neighbors (in the outer shell) ‘felt’ by atoms in the inner shell,

$$f(R_{\text{cutoff}}) = N_{\text{connect}}/N_{\text{inner}}, \quad (4)$$

where N_{connect} is the number of intershell connections for a given R_{cutoff} , and N_{inner} is the number of atoms in the inner shell. Figure 1d shows the variation of f with R_{cutoff} for $\text{C}_{60}@\text{C}_{240}$ with I_h symmetry, $\text{C}_{240}@\text{C}_{540}$ with I_h symmetry, $\text{C}_{60}@\text{C}_{240}$ without symmetry

(symmetry C_1) and for two adjacent layers of graphite. In the latter, there are wide ranges of R_{cutoff} where the number of connections keeps constant. Thus, due to the parallel orientation of the infinite layers, there are only some discrete values at which the number of connections increases due to the inclusion of neighbors farther to a given atom. For the onions with I_h symmetry, there are common ranges of R_{cutoff} that show step-like behavior for both onions (see regions shadowed in Figure 1d). In the next section we present results of calculations with a number of intershell connections (characterized by f) chosen in those regions. Such a step-like dependence is in contrast to the approximately linear dependence for $C_{60}@C_{240}$ with symmetry C_1 , when the symmetry axes of the I_h fullerenes are misaligned. The faceting of the fullerenes induced by the I_h symmetry is particularly noticeable for the largest layers, as can be seen in Figure 1e for C_{60} , C_{240} and C_{540} . Therefore, the fraction of carbon atoms having a NN or NNN within the range $|\mathbf{r}_i - \mathbf{r}_j| \leq R_{\text{cutoff}}$ is smaller for the larger fullerenes. Hence, the TB Hamiltonian for the onions becomes that of the isolated layers with an inter-layer interaction term

$$H_{\text{onion}} = \sum_n^N H_n + t_{\perp} \sum_{\langle ij \rangle} (c_i^{\dagger} c_j + c_j^{\dagger} c_i), \quad (5)$$

where site i belongs to a inner shell, and site j is its NN or NNN on the adjacent outer shell.

C. Electronic transport

When a molecule is attached between two metallic leads and subject to a potential bias, the charge current flowing through it can be calculated with the Landauer equation [36]

$$I = \frac{2e}{h} \int dE T(E) [f_L(E) - f_R(E)], \quad (6)$$

where f_L and f_R are the Fermi distributions at the left (L) and right (R) leads. At low temperatures, the transmission function represents the dimensionless conductance (in units of the quantum $e^2/2h$) and is calculated as

$$T(E) = 4\text{Tr}(\mathbf{\Gamma}^L \mathbf{G}^r(E) \mathbf{\Gamma}^R \mathbf{G}^a(E)), \quad (7)$$

where \mathbf{G}^a and \mathbf{G}^r are the matrix representation of the advanced and retarded Green functions $\mathbf{G}^{r,a} = (E\mathbf{1} - \mathbf{H} \pm i0)^{-1}$, and $\mathbf{\Gamma}^L$ and $\mathbf{\Gamma}^R$ are the spectral densities of the leads [37].

In the wide band approximation, the Green function of the connected system can be obtained by using Dyson equation, as

$$G_{1n}^r = \frac{g_{1n}}{1 - \Gamma^2(g_{11}g_{nn} - |g_{1n}|^2) - i\Gamma(g_{11} + g_{nn})}. \quad (8)$$

where g_{ij} is the retarded Green function of the isolated system, and $\Sigma_L = \Sigma_R = i\Gamma$ are the self-energies of the leads, considered to be energy independent. Throughout this work, we connect the fullerenes to the leads, using $\Gamma = 0.05$ eV, through two carbon atoms located diametrically opposite to each other, one atom in the vertex of a pentagon and its corresponding one obtained by applying the operation of inversion with respect to the center of symmetry.

III. RESULTS AND DISCUSSION

A. Effect of the relative orientation between adjacent shells

The approximately spherical form of the fullerenes, particularly the smaller ones, allows to treat onions as a family of concentric spherical shells for the calculation of some properties, such as the determination of radii of equilibrium, intershell distances, static polarizability or photoionization cross section [38–41]. For other applications, however, a more accurate description of their geometry is relevant. In particular, the trend in larger fullerenes to approach faceted icosahedral forms makes very relevant the relative orientation of adjacent layers, even for concentric shells having individually I_h symmetry, as already shown in Figure 1d for the average number of connections per atom f . The influence of the relative orientation on the quantum transmission is shown in Figure 2 for two bilayer onions: $C_{60}@C_{240}$, and $C_{240}@C_{540}$. Two orientations were considered: one where the onion has overall I_h symmetry, that is, with the symmetry axes of the individual shell aligned; and one where both shells are concentric but the individual symmetry axes are rotated an arbitrary relative angle from each other (C_1 symmetry). The differences in $T(E)$ between the icosahedral (I_h) and the non symmetrical (C_1) onion are visible in Figure 2. In the onion with misalignment between the shells, some degeneracies in the energy spectrum are broken, as reflected in the occurrence of multiple resonant states with many peaks and antiresonances close to each other leading to a trend to the formation of narrow bands for the larger onion $C_{240}@C_{540}$. The transmission function of the non symmetrical onions have rapid variations from perfect to vanishing

transmission with slight variations of the Fermi energy E , while $T(E)$ for the I_h onions is a well behaved smooth function with a few peaks of perfect transmission in the range around the HOMO-LUMO gap. The gap itself increases when the shells become disoriented from each other what also corresponds to a less stable configuration, as previously reported [18].

B. Dependence on the number of intershell hopping connections

As mentioned in Section II B, the relative orientation of hexagons belonging to adjacent shells, the choice of the cutoff radius for defining NN and NNN sites of a given atom and the faceting of the larger fullerenes preclude a unique definition of the number of intershell connections to be included in the Hamiltonian (5). Both the interlayer distance in graphite and intershell distance in the $60k^2$ family are close to 3.5 Å. Thus, we took two cutoff radii close to this value and a larger one (see shadowed regions of Figure 1d), to include a bigger number of NN and NNN pairs in the intershell interaction Hamiltonian. In the following we show the results of calculated $T(E)$ for icosahedral onions ($I_h@I_h$) and the aforementioned three choices of R_{cutoff} . In those three regions, $f = 1, 1$ and 4 for $C_{60}@C_{240}$, and $f = 0.5, 1$ and 2 for $C_{240}@C_{540}$. In Figure 3, the transmission $T(E)$ is depicted for the three values of f , as indicated in the legends. It should be noticed that for the smaller onion $C_{60}@C_{240}$, the three f values give almost the same curve (Fig. 3a). Therefore, this increase of connectivity does not affect the transmission throughout the composite system. Therefore, the main paths of transmission between shells are along the pairs formed by the atoms of the inner shell with its closest neighbor in the outer one. Figure 3b shows that the dependence of the transmission on the number of intershell connections is more important for the larger onion $C_{240}@C_{540}$. For larger fullerenes the deviation from the spherical shape becomes more noticeable as the number of atoms increases. Thus the C_{240} shell is less spherical than C_{60} , and C_{540} is clearly faceted. This departure from sphericity favours the hopping from the inner to the outer shell along certain directions, namely, those in which the icosahedral faces of both shells are closer to each other. Therefore, the larger the number of intershell links the better the quantum transmission. Interestingly, the increasing in the number of connections mainly affect the states above the highest occupied-lowest unoccupied (HOMO-LUMO) gap, noticeably the LUMO and LUMO+1 ones.

Finally, Figure 3c shows $T(E)$ for the trilayered onion $C_{60}@C_{240}@C_{540}$ which is notoriously

similar to the one of the bilayer onion of Fig 3b, thus showing that the two external shells are the most relevant for the transmission, with only small corrections coming from the innermost C_{60} shell. This effect is discussed in greater detail in Section III C. The bilayer onion have four peaks above the gap in range shown, namely, those corresponding to LUMO, LUMO+1, LUMO+2 and LUMO+3. The two central peaks (LUMO+1, LUMO+2) are almost degenerates in $C_{240}@C_{540}$ but become better resolved in the trilayered onion.

C. Influence of the number of onion shells

We shall show here that the outermost shell greatly determines the most relevant features of the transmission spectra of bilayered and trilayered onions. The importance of the influence of the inner shells on $T(E)$ decreases inwards. In Figure 3c we observed that the most noticeable effects when adding C_{60} to the two external shells are the occurrence of an antiresonance between the LUMO and LUMO+1 peaks, and the widening of the narrow Fano-like profile after the LUMO+2 peak (at $E \sim 0.2$ eV.). Such a type of effects are analogous to the modifications to the transmission function through a chain introduced by adding a lateral site or chain to the system. In the following we fix the number of connections in trilayer onions by choosing $f = 4$ ($f = 2$) between the two outermost (innermost) shells. Figure 4 shows the transmission for the bilayer onions $C_{60}@C_{240}$ and $C_{240}@C_{540}$ as compared to those for the corresponding single-wall fullerenes. It can be seen that for energies below the gap, $T(E)$ for the onions is very similar to the one of the outer fullerene, i.e., the one for C_{240} in Figure 4(a), and for C_{540} in Figure 4(b). The peaks above the gap preserves similar features both in $C_{60}@C_{240}$ and C_{240} , although with a relative energy shift of the peaks. In Figure 4b similar considerations can be made about the comparison the transmission through $C_{240}@C_{540}$ and C_{540} ; the latter provides most of the features observed in the former, particularly for energies below the gap. The intershell connections in $C_{240}@C_{540}$ eventually contributes to the occurrence of antiresonances, such as that at ~ -1.4 eV, not present in $T(E)$ for C_{540} . In other cases, it softens the vanishing of transmission, such as in the antiresonance of C_{540} at ~ -1.1 eV which becomes in a finite transmission for $C_{240}@C_{540}$. Roughly speaking, introducing C_{60} as a third innermost shell does not greatly modify the transmission of the bilayered onion. The influence of the external shell on the transmission can be interestingly shown in the onions formed from fullerenes belonging to

the family $20k^2$, which also have icosahedral symmetry. Thus, C_n fullerenes with $n = 20, 80, 180, 320, 500 \dots$ are predicted to be stable, with a radii increasing by approximately 2 \AA from each member from the family to the next one. The radii of equilibrium for the family $60k^2$ were shown to be accurately determined by a continuous spherically symmetric Lennard-Jones model [22]. Application of the same model for the multiwall onions of the $20k^2$ family (with k odd integer), results an intershell distance of about 4 \AA , not far from the intershell distance for the $60k^2$ family or the interlayer distance in graphite. Therefore, we show calculations for the single-wall, two-wall and three-wall fullerenes obtained from C_{20} , C_{180} and C_{500} . Our TB calculations show that C_{20} and C_{500} are gapless, while C_{180} presents a gap of $\approx 1.5 \text{ eV}$. In Figures 5a and 5b, C_{180} is the outer and inner shell respectively. As a consequence, in Figure 5a, $C_{20}@C_{180}$ shows a region of vanishing transmission within the gap, while it keeps finite for $C_{180}@C_{500}$, except for the already discussed narrow antiresonances arising from the intershell connections. Hence, the transmission function is strongly sensitive to the electronic structure of the external shell. As a final example of this property, Figure 5b, shows the transmission for the trilayered $C_{20}@C_{180}@C_{500}$ as compared to those of the single-wall fullerenes. It is seen that the most of the features of the onion are reproduced by the transmission through C_{500} , with some Fano-like antiresonances originated in the transmission spectrum of the inner C_{180} and, to less extent, in the innermost C_{20} . It can be seen that the three-wall onion (Figure Figure 5b) is well described by the two-wall one (Figure 5a). Interestingly, the Fano-like resonance of $C_{20}@C_{180}@C_{500}$ at $E \approx 0.1 \text{ eV}$ is not present in $C_{180}@C_{500}$ but it is in $C_{20}@C_{180}$; therefore, such a peak of conductance is an effect from the coupling of the two inner shells.

IV. CONCLUSIONS

In this work we have studied theoretically the quantum transmission through single-wall fullerenes and bilayered and trilayered onions of icosahedral symmetry, when attached to metallic leads, by using a TB Hamiltonian and Green functions methods. Although the Van der Waals interactions between onion shells are supposed to be similar to those between graphite layers, the finite size of the fullerenes, their curvature and relative orientations need some analysis for including the intershell hopping parameter. We include in the model the effect of finite size and curvature through a parametrization of the hopping integral as

a function of the number of atoms of the shell. The number of connections from a given atom to others belonging to adjacent shells was studied by introducing a cutoff radius for the interaction. We found that misalignment of the symmetry axes produces breaking of the level degeneracies of the individual shells, giving rise some narrow quasi-continuum bands instead of the localized discrete peaks of the individual fullerenes. Most of the features of the transmission through the onions are already visible in the transmission function of the single-wall fullerene forming the outer shell. The main modifications between them are antiresonances arising from the coupling between the outer layer with the next innermost one. For three-wall onions, the transmission becomes barely sensitive to the most internal shell. Interestingly, when the fullerene of the external shell is gapless, the transmission of the onion does not vanish along finite ranges of energy. This property could be useful for designing multilayered fullerenes with tailored conductance by properly growing the outermost layers.

Acknowledgments

We acknowledge financial support for this project from CONICET (PIP 11220090100654/2010) and SGCyT(UNNE) through grant PI F007/11.

-
- [1] E. Manousakis, *Phys. Rev. B* **44**, 10991 (1991).
 - [2] N. Mizorogi, M. Kiuchi, K. Tanaka, R. Sekine, and K. Aihara, *Chem. Phys. Lett.* **378**, 598 (2003).
 - [3] M Ya. Amusia and A. S. Baltenkov, *Phys. Lett. A* **360**, 294 (2006).
 - [4] M. Paulsson and S. Stafström, *J. Phys.: Cond. Matter* **11**, 3555 (1999).
 - [5] N. Néel, J. Kröger, L. Limot and R. Berndt, *Nano Lett.* **8**, 1291 (2008).
 - [6] A. Saffarzadeh, *J. Appl. Phys.* **103**, 083705 (2008).
 - [7] A. A. Shokri and Sh. Nikzad, *J. Appl. Phys.* **110**, 024303 (2011).
 - [8] S. Bilan, L. A. Zotti, F. Pauly and J. C. Cuevas, *Phys. Rev. B* **85**, 205403 (2012).
 - [9] E. Lörtscher, V. Geskin, B. Gotsmann, J. Fock, J. K. Sørensen, T. Bjørnholm, J. Cornil, H. S. J. van der Zant and H. Riel, *Small* **9**, 209 (2013).

- [10] M. Yu, I. Chaudhuri, C. Leahy, S. Y. Wu, and C. S. Jayanthi, *J. Chem. Phys.* **130**, 184708 (2009).
- [11] B. I. Dunlap and R. R. Zope, *Chem. Phys. Lett.* **422**, 451 (2006).
- [12] M. Otani, T. Ono and K. Hirose, *Phys. Rev. B* **69**, 121408(R) (2004).
- [13] Y.-P. An, Ch.-L. Yang, M.-S. Wang, X.-G. Ma and D.-H. Wang, *J. Chem. Phys.* **131**, 024311 (2009).
- [14] G. Ji, Y. Xu, B. Cui, Ch. Fang, X. Kong, D. Li and D. Liu, *RCS Advances* **2**, 11349 (2012).
- [15] M. Yaghobi and H. R. Vanaie, *Phys. Lett. A* **375**, 1249 (2011).
- [16] A. Maiti, C. J. Brabec and J. Bernholc, *Phys. Rev. Lett.* **70**, 3023 (1993).
- [17] H. Guérin, *J. Phys. B* **30**, L481 (1997).
- [18] M. I. Heggie, M. Terrones, B. R. Eggen, G. Jungnickel, R. Jones, C. D. Latham, P. R. Briddon, H. Terrones (1997). Pennington, NJ : The Electrochemical Society Recent Advances in the Chemistry and Physics of Fullerenes and Related Materials, Montreal, Canada: Fullerenes: Chemistry, Physics, and New Directions IX 4, pp. 1141-1150.
- [19] M. I. Heggie, M. Terrones, and B. R. Eggen, G. Jungnickel, R. Jones and C. D. Latham, P. R. Briddon, H. Terrones, *Phys. Rev. B* **57**, 13339 (1998).
- [20] H. Dodziuk, G. Dolgonos, O. Lukin, *Chem Phys. Lett.* **329**, 351 (2000).
- [21] O. E. Glukhova, A. I. Zhanov and A. G. Rezkov, *Phys. Solid State* **47**, 390 (2005).
- [22] D. Baowan, N. Thamwattana and J. M. Hill, *Eur. Phys. J. D* **44**, 117 (2007).
- [23] A. N. Enyashin and A. L. Ivanovskii, *Phys. Solid State* **49**, 392 (2007).
- [24] M. Pudlak and R. Pincak, *Phys. Rev. A* **79**, 033202 (2009).
- [25] O. P. Charkin, *Russ. J. Inorg. Chem.* **58**, 46 (2013).
- [26] Bing-she Xu, *New Carbon Materials* **23**, 289 (2008) and Refs. there in.
- [27] D. Pech, M. Brunet, H. Durou, P. Huang, V. Mochalin, Y. Gogotsi, P.-L. Taberna and P. Simon, *Nature Nanotechnology* **5**, 651 (2010).
- [28] S. Iglesias-Groth, A. Ruiz, J. Bretón and J. M. Gomez Llorente, *J. Chem. Phys.* **118**, 7103 (2003).
- [29] R. Zope, *J. Phys. B* **41**, 085101 (2008).
- [30] G. K. Gueorguiev, J. M. Pacheco and D. Tománek, *Phys. Rev. Lett.* **92**, 215501 (2004).
- [31] S. Sek, J. Breczko, M. E. Plonska-Brzezinska, A. Z. Wilczewska and L. Echevoyen, *Chem. Phys. Chem.* **14**, 96 (2013).

- [32] Dresselhaus et al. *Science and application of nanotubes*, edited by D. Tomarek and R. J. End-body (Kluwer/Academic/Dordrecht/New York, 2002).
- [33] S. Saito and A. Oshiyama, Phys. Rev. Lett. **66**, 2637 (1991).
- [34] A. H. Castro Neto, F. Guinea, N. M. R. Peres, K. S. Novoselov and A. K. Geim, Rev. Mod. Phys. **81**, 109 (2009).
- [35] E. V. Castro, K. S. Novoselov, S. V. Morozov, N. M. R. Peres, J. M. B. Lopes dos Santos, J. Nilsson, F. Guinea, A. K. Geim and A. H. Castro Neto, J. Phys.: Cond. Matter **22**, 175503 (2010).
- [36] R. Landauer, Phys. Lett. A **85**, 91 (1986); M. Büttiker, Phys. Rev. Lett. **57**, 1761 (1986).
- [37] J. C. Cuevas and E. Scheer, 'Molecular electronics', World Scientific, Singapore (2010).
- [38] Y. B. Xu, M. Q. Tan and U. Becker, Phys. Rev. Lett. **76**, 3538 (1996).
- [39] A. Ruiz, J. Bretón, and J. M. Gomez Llorente, J. Chem. Phys. **120**, 6163 (2004).
- [40] O. Kidun, N. Fominykh, and J. Berakdar, Comp. Mat. Sci. **35**, 354 (2006).
- [41] V. K. Dolmatov, P. Brewer and S. T. Manson, Phys. Rev. A **78**, 013415 (2008).

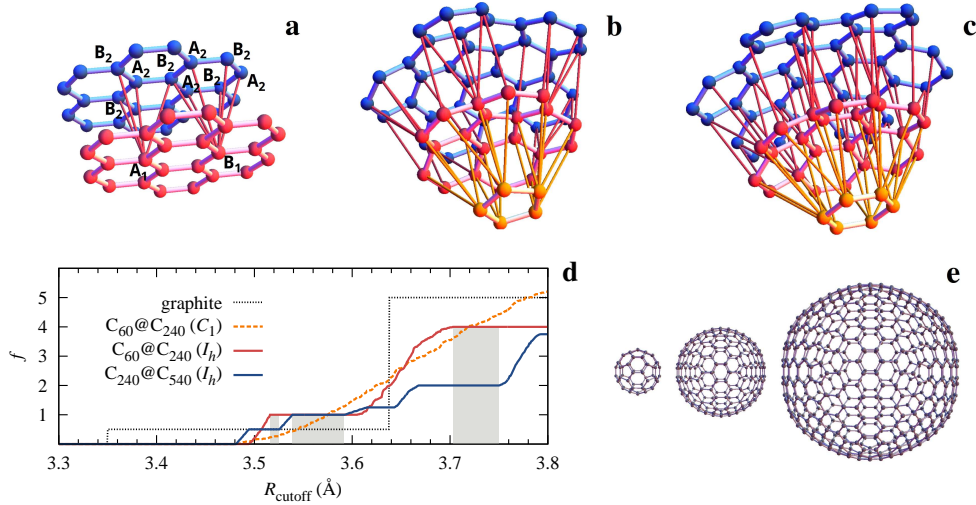


FIG. 1: (a) Scheme of a part of a two adjacent layers of graphite showing the interlayer connections between the lattices A and B from the upper and lower layers, (b)-(c) Schemes of two portions of the three layers of the onions considered in this work and their connections: (b) with the centers of pentagons aligned, and (c) with the centers of hexagons aligned. These and others configurations occurs in all the multiwall fullerenes considered here, making variable the number of nearest neighbors of the atoms of the shells. (d) Average number of connections f in two-wall buckyonions per atom belonging to the inner sheel as a function of a maximum range for including neighbors R_{cutoff} , Eq. (4), for $C_{60}@C_{240}$ with I_h symmetry, $C_{240}@C_{540}$ with I_h symmetry, $C_{60}@C_{240}$ without symmetry (symmetry C_1) and for two layers of graphite, for comparison purpose. In graphite only $f = 0.5$ and $f = 5$ are possible for the range of R_{cutoff} shown, and the step-like variation of f is due to the constrain imposed by the geometrical alignment between the two infinite layers. The three shadowed regions highlight ranges of R_{cutoff} where f has also a step-like behavior for the two-wall onions. (e) Scheme of the single-wall C_{60} , C_{240} and C_{540} fullerenes.

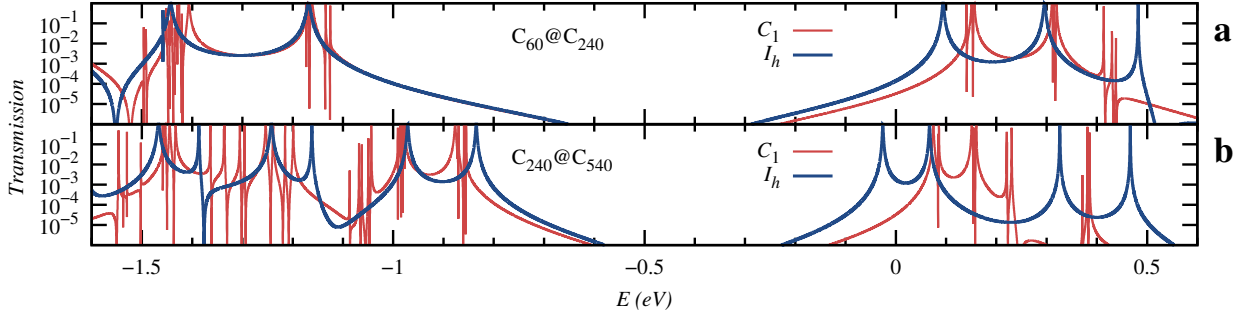


FIG. 2: Transmission function for (a) $C_{60}@C_{240}$, and (b) $C_{240}@C_{540}$ buckyonions for the concentric shells rotated an arbitrary angle with respect to each other (C_1 symmetry), and with their symmetry axes aligned (I_h symmetry).

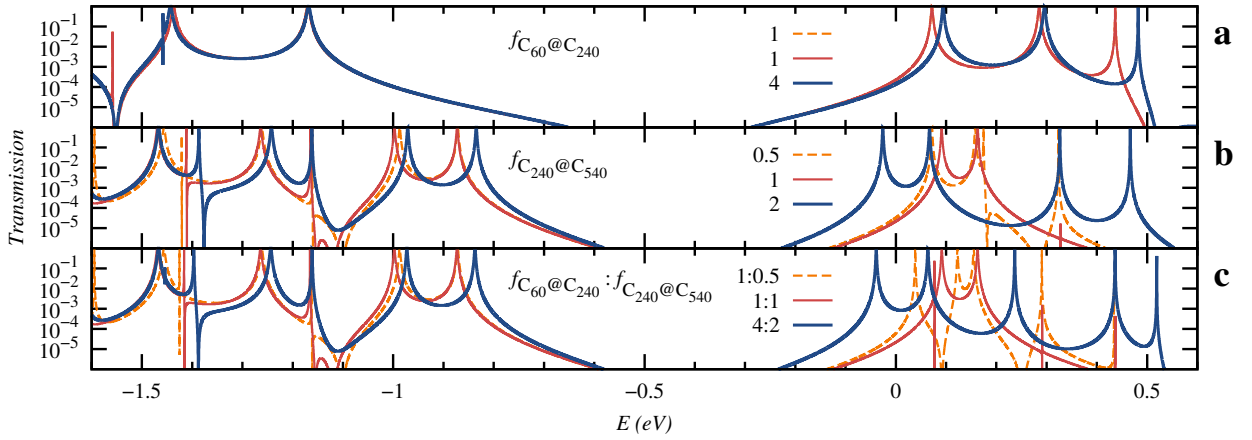


FIG. 3: Transmission function $T(E)$ of the bilayer and trilayer onions (a) $C_{60}@C_{240}$, (b) $C_{240}@C_{540}$ and (c) $C_{60}@C_{240}@C_{540}$ for three different cutoff radii chosen in the shadowed regions of Figure 1. The resulting mean number of intershell connections f , Eq. (4), are indicated in each curve.

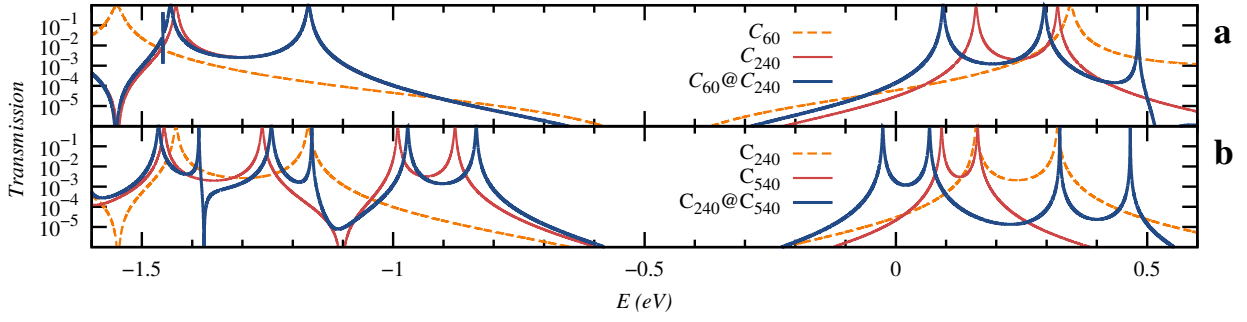


FIG. 4: Transmission function for (a) $C_{60}@C_{240}$ and (b) $C_{240}@C_{540}$ compared to those for the single-wall fullerenes.

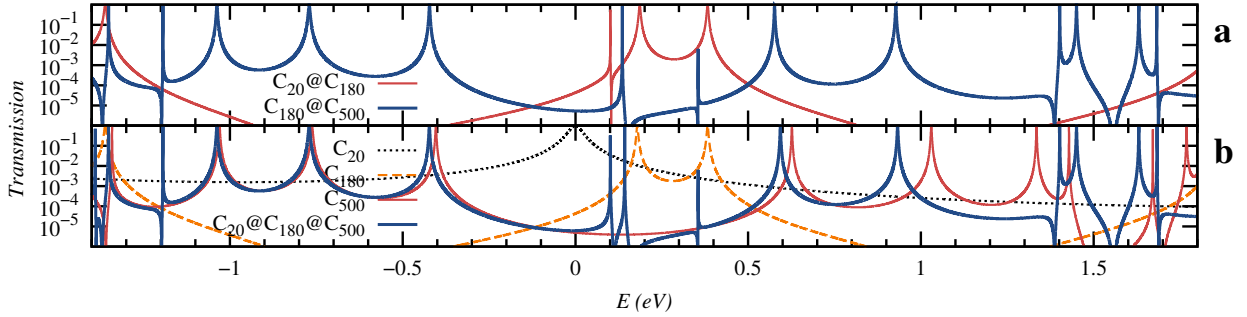


FIG. 5: transmission function for (a) $C_{20}@C_{180}$ and $C_{180}@C_{500}$, and (b) $C_{20}@C_{180}@C_{500}$ compared to those for the single-wall fullerenes.