

Super-massive stars as a source of abundance anomalies of proton-capture elements in globular clusters

P. A. Denissenkov^{1,2*} and F. D. A. Hartwick¹

¹*Department of Physics & Astronomy, University of Victoria, P.O. Box 3055, Victoria, B.C., V8W 3P6, Canada*

²*The Joint Institute for Nuclear Astrophysics, Notre Dame, IN 46556, USA*

Accepted 2013 September 22. Received 2013 September 6; in original form 2013 August 19

ABSTRACT

We propose that the abundance anomalies of proton-capture elements in globular clusters, such as the C-N, Na-O, Mg-Al and Na-F anti-correlations, were produced by super-massive stars with $M \sim 10^4 M_\odot$. Such stars could form in the runaway collisions of massive stars that sank to the cluster centre as a result of dynamical friction, or via the direct monolithic collapse of the low-metallicity gas cloud from which the cluster formed. To explain the observed abundance anomalies, we assume that the super-massive stars had lost significant parts of their initial masses when only a small mass fraction of hydrogen, $\Delta X \sim 0.15$, was transformed into helium. We speculate that the required mass loss might be caused by the super-Eddington radiation continuum-driven stellar wind or by the diffusive mode of the Jeans instability.

Key words: methods: numerical — stars: abundances — stars: evolution — stars: interiors — stars: winds, outflows

1 INTRODUCTION

The history of globular-cluster abundance anomalies dates back to the 1970’s (e.g. Kraft 1979). A recent comprehensive review of the problem is given by Gratton et al. (2012). In this review a compilation of the Na-O anti-correlations for a number of globular clusters (GCs) is shown. Other anti-correlations are also observed (e.g. C-N, Mg-Al, and Na-F) but the one involving Na and O has come to practically define the GC multiple population problem. The combinations of chemical elements in these anti-correlations unambiguously indicate that they resulted from hydrogen burning in the CNO, NeNa, and MgAl cycles (Denissenkov & Denisenkova 1990; Langer & Hoffman 1995). The direct evidence of the He abundance variations between red giants in GCs (e.g. Pasquini et al. 2011; Dupree et al. 2011) supports this conclusion. However, the fact that the similar abundance anomalies are found not only in red giants but also in main sequence (MS) turn-off and early subgiant stars (e.g. Gratton et al. 2001) implies that they were produced by the extinct first generation of GC stars.

Presently there are two main proposed sources for polluting the original gas in GCs. The first is fast rotating massive stars (Decressin et al. 2007) and the second is hot-bottom burning (HBB) in intermediate-mass and massive AGB stars (D’Antona et al. 1983; Ventura et al. 2013). Examples of how the AGB stars might solve the GC multiple

population problem are given in the works of Bekki et al. (2007), D’Ercole et al. (2010), and Herwig et al. (2012). From the nucleosynthesis point of view, potential problems with these sources are that H burning in the MS stars with $20 M_\odot \leq M \leq 120 M_\odot$ considered by Decressin et al. (2007) occurs at central temperatures $T_c \lesssim 60 \times 10^6$ K that are not sufficient to transform ^{24}Mg into Al, as is often seen in GC stars, while the physical conditions for the required O depletion during HBB in the AGB stars lead to an even stronger Mg destruction (Denissenkov & Herwig 2003) or to a deficit of Na (Ventura et al. 2013), neither of which has been observed.

In this Letter, we propose super-massive stars (hereafter, SMSs) with $M \sim 10^4 M_\odot$ as a main source of the abundance anomalies of proton-capture elements in GCs. Our solution of the problem has been motivated by (1) the accumulating evidence of the presence of intermediate-mass black holes (IMBHs) in GCs (e.g. Lützgendorf et al. 2013), that could be remnants of SMSs, (2) the results of numerical simulations of runaway massive star collisions that explain the formation of SMSs in the cores of young dense star clusters (Portegies Zwart et al. 1999, 2004), and (3) the astonishing resemblance of theoretical anti-correlations between the p-capture element abundances obtained with our SMS models to the ones observed in GCs.

* E-mail: pavelden@uvic.ca.

2 THE FORMATION OF SMSS IN GCS

Portegies Zwart et al. (2004) performed numerical simulations of the evolution and motion of stars in two young clusters, MGG 9 and MGG 11, located near the centre of the starburst galaxy M 82. To explain the presence of a luminous X-ray source, presumably an IMBH with a mass of at least $350 M_{\odot}$, in MGG 11 and the absence of such an object in MGG 9, they estimated masses and projected half-light radii of the two clusters and came to the conclusion that only MGG 11 was dense enough for massive zero-age MS stars to be able to sink to its centre, as a result of dynamical friction, before exploding as supernovae. After reaching the centre, the massive stars are predicted to undergo multiple collisions with each other in a runaway process that eventually leads to the formation of an SMS (Portegies Zwart et al. 1999). Portegies Zwart et al. (2004) reported that for the cluster MGG 11, whose total estimated mass was $(3.5 \pm 0.7) \times 10^5 M_{\odot}$, the mass of such a runaway merger product should be $\sim 10^3 M_{\odot}$. Later, Portegies Zwart et al. (2006) investigated the possibility that the IMBH remnants of runaway SMSs in young dense star clusters that formed within the inner 100 pc of the Milky Way could contribute to the growth of the supermassive black hole in the Galactic centre. They used the following fitting formula for the mass of the runaway SMS:

$$M_{\text{SMS}} \sim 0.01 M_{\text{tot}} \left(1 + \frac{t_{\text{rh}}}{100 \text{ Myr}} \right)^{-1/2}, \quad (1)$$

where M_{tot} is the total cluster mass, and t_{rh} is the dynamical relaxation time at the mean density of the inner half of the cluster's mass. Equation (1) was calibrated by N-body simulations for a Salpeter-like IMF. For the range of initial masses of GCs that formed nearly 12 Gyr ago and survived until the present day, $4 \times 10^5 M_{\odot} \lesssim M_{\text{tot}} \lesssim 6 \times 10^6 M_{\odot}$ (Prieto & Gnedin 2008), equation (1) gives $4 \times 10^3 M_{\odot} \lesssim M_{\text{SMS}} \lesssim 6 \times 10^4 M_{\odot}$ for $t_{\text{rh}} \lesssim 100 \text{ Myr}$. We realize that our extrapolation of equation (1) beyond the limit of M_{tot} , for which it was originally fitted, may overestimate the upper limit of M_{SMS} . For comparison, the mass of a collapsing core in a young dense star cluster calculated by Gürkan et al. (2004) is $M_{\text{cc}} \sim 0.001 - 0.002 M_{\text{tot}}$ and it weakly depends on initial conditions. Freitag et al. (2006) modeled runaway collisions between stars in such collapsed cores and found that the stellar merger product grows rapidly to $M_{\text{SMS}} \gtrsim 1000 M_{\odot}$, however, they could not accurately predict its final mass. It is interesting that the masses of IMBHs measured in GCs seem to correlate with their M_{tot} (Kruijssen & Lützgendorf 2013), which is in a qualitative agreement with formula (1), provided that $M_{\text{IMBH}} \propto M_{\text{SMS}}$. Besides, three GCs probably host IMBHs with the masses in excess of $10^4 M_{\odot}$. These arguments give us grounds to explore the hypothesis that the GC abundance anomalies were produced by SMSs with $M_{\text{SMS}} \sim 10^4 M_{\odot}$.

3 THE CORE HYDROGEN BURNING IN SMSS

To model the MS evolution of SMSs, we have used the MESA `star` module with its default opacities, EOS, and reaction rates (see §4 in Paxton et al. 2011). Our adopted nuclear

network includes 31 isotopes from ^1H to ^{28}Si coupled by 60 reactions of the pp chains, CNO, NeNa, and MgAl cycles. Because the SMSs are radiation pressure dominated objects with super-Eddington luminosities, we have used a new MLT++ treatment of convection recommended in MESA for such cases (see its discussion in §7.2 in Paxton et al. 2013). For the initial chemical composition, we have assumed the helium and heavy-element mass fractions $Y = 0.25$ and $Z = 5 \times 10^{-4}$, i.e. $[\text{Fe}/\text{H}] \approx -1.6$, with the α -element abundance enhancement $[\alpha/\text{Fe}] = +0.4$ and solar relative abundances of the Mg isotopes.

We postulate that SMSs in young GCs continue to burn H in their cores only until the central He abundance increases by $\Delta Y = 0.15$ which approximately corresponds to the largest difference in Y between Na-poor and Na-rich sub-populations of GC stars (e.g. Pasquini et al. 2011; King et al. 2012). After that, the SMSs are assumed to lose the greater parts of their masses, presumably as a result of various instabilities and stellar winds. The remaining parts of the SMSs eventually collapse to directly form IMBHs (Heger et al. 2003). The mass lost from the SMSs is mixed with the original gas in different proportions, and the second generation of GC stars is formed from this mixture.

We have found that the best agreement with observations is obtained for SMSs with masses close to the upper limit estimated with formula (1). In Fig. 1 and Fig. 2, the observed correlations between p-capture isotopes for MS turn-off, subgiant and red giant stars in the GCs $\omega \text{ Cen}$, M 13, M 71, M 4, NGC 6397, NGC 6752, and 47 Tuc are compared with their corresponding theoretical counterparts from our SMS models calculated for $M_{\text{SMS}} = 2 \times 10^4 M_{\odot}$, $3 \times 10^4 M_{\odot}$, and $4 \times 10^4 M_{\odot}$. The MS stars with these masses are fully convective, their super-Eddington luminosities lie between $\sim 10^9 L_{\odot}$ and $\sim 10^{10} L_{\odot}$, and $T_{\text{eff}} \sim 10^5 \text{ K}$. The symbols on the theoretical curves mark abundances in mixtures composed of an f part of the original gas and a $(1 - f)$ part of the material from our SMS models at the moment when $Y = 0.40$. The parameter f decreases from 1 to 0 with the step $\Delta f = 0.1$ starting from the following abundance ratios measured in the GC stars that are believed to belong to the first generation: $^{26}\text{Mg}/\text{Mg} = 11\%$, $^{25}\text{Mg}/\text{Mg} = 10\%$, $^{24}\text{Mg}/\text{Mg} = 79\%$, $[\text{Al}/\text{Fe}] = 0$, $[\text{Na}/\text{Fe}] = -0.4$, $[\text{Mg}/\text{Fe}] = +0.4$, $[\text{O}/\text{Fe}] = +0.4$, $[\text{F}/\text{Fe}] = 0$, $[\text{N}/\text{Fe}] = 0$, and $[\text{C}/\text{Fe}] = 0$.

The agreement between the observations and theory is very good, especially in Fig. 1, including the correlations of the Mg isotopic ratios with $[\text{Al}/\text{Fe}]$ recently complemented by Da Costa et al. (2013). From the nucleosynthesis point of view, this result is not surprising because Denissenkov et al. (1998) demonstrated that the GC abundance anomalies could be the products of H burning at $T \approx 74 \times 10^6 \text{ K}$, that had consumed only a few percent of initial hydrogen, mixed with the original gas. However, the main stellar source in which these conditions can be realized has remained unknown. We think that the SMSs with masses $\sim 10^4 M_{\odot}$ could be such a source because our models do have the required central temperatures $74 \times 10^6 \text{ K} \lesssim T_c \lesssim 78 \times 10^6 \text{ K}$. Besides, the plausible mechanism of their formation via the runaway star merger in young dense star clusters that are similar to young GCs (Portegies Zwart et al. 2004) as well as the possible presence of IMBHs with masses up to $4.7 \times 10^4 M_{\odot}$ in the present-day GCs (Lützgendorf et al. 2013) support our hypothesis. Our calculations also show

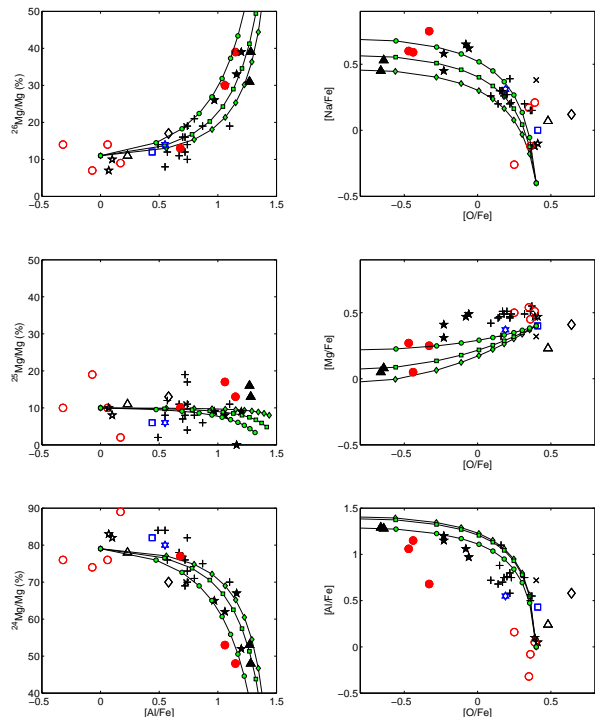


Figure 1. The correlations and anti-correlations between the proton-capture isotopes for stars in the GCs ω Cen, M13, M71, and M4 taken from the work of Da Costa et al. (2013) (we used their original symbols; for data sources, see the caption to Fig. 4 in the cited paper) are compared with our model abundances (green symbols connected by curves) obtained from mixtures of the GC original gas and matter lost by the $2 \times 10^4 M_{\odot}$ (circles), $3 \times 10^4 M_{\odot}$ (squares), and $4 \times 10^4 M_{\odot}$ (diamonds) SMSs. The fraction of the original gas in the mixture decreases from 1 to 0 with the step 0.1, starting from the assumed initial abundances (see text).

that MS stars with $M \sim 10^3 M_{\odot}$ only reach $T_c \sim 60 \times 10^6$ K which is not high enough for them to be a main source of the abundance anomalies of p-capture elements in GCs, as was earlier demonstrated by Sills & Glebbeek (2010).

4 MASS LOSS FROM SMSS

Although there have been many attempts to estimate mass loss rates for very massive and super-massive stars and include them in stellar evolution computations (e.g. Owocki et al. 2004; Smith & Owocki 2006; Yungelson et al. 2008; Dotan & Shaviv 2012), they still remain very uncertain, especially for objects with super-Eddington luminosities. The most relevant results presented in these works can be summarized as follows (Dotan & Shaviv 2012). The radiative luminosity stays below its Eddington limit in deep interiors of SMSs, where convection is very efficient and able to carry the super-Eddington energy flux. Closer to the atmosphere, where L approaches L_{Edd} , various dynamical instabilities create spatial inhomogeneities (“a porous atmosphere”, Owocki et al. 2004). This reduces the effective opacity, which increases L_{Edd} above its classical value. Finally, at a larger radius, the clumps become optically

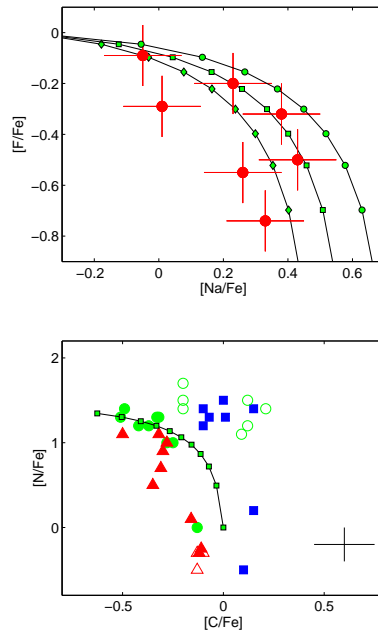


Figure 2. Upper panel: same as in Fig. 1, but for the Na-F anti-correlation for M4 red giants from the work of Smith et al. (2005). Lower panel: same as in Fig. 1, but for the C-N anti-correlation reported by Carretta et al. (2005) for the slightly evolved stars in the GCs GC 6397 (blue squares), NGC 6752 (green circles), and 47 Tuc (red triangles). Open symbols are dwarfs and filled symbols are subgiants. For the C-N case, the three SMS models predict the same results. Crosses in the panels show the errorbars.

thin, allowing the radiative flux to accelerate them against the gravity force. This produces a continuum-driven stellar wind. It is believed that such super-Eddington winds, driven by the continuum radiation pressure, might be responsible for the extremely high mass loss rates, $\dot{M} \sim 0.01 - 0.5 M_{\odot}/\text{yr}$, in η Car and other luminous blue variable (LBV) stars (Smith & Owocki 2006). In our SMS models, such a strong stellar wind could disperse a significant amount of mass by the time that Y has increased by $\Delta Y = 0.15$, which takes $\sim 10^5$ years.

Thompson (2008) has proposed that massive stars in which the radiation pressure dominates over the gas pressure may be locally unstable with respect to a diffusive mode of the Jeans instability. The growth timescale of this mode is the Kelvin-Helmholtz time

$$t_{\text{KH}} \sim \frac{3\kappa c_{s,r}^2}{4\pi Gc}, \quad (2)$$

where $c_{s,r}^2 = (4P_r/3\rho)$ is the square of the adiabatic sound speed for the radiation pressure P_r and density ρ , and κ is the Thomson electron scattering opacity. t_{KH} is independent of spatial scale, therefore the diffusive Jeans instability may lead to fragmentation of SMSs on this timescale. In Fig. 3, the solid blue curve shows a profile of t_{KH} in our $2 \times 10^4 M_{\odot}$ model when $Y = 0.40$, while the dashed red line gives its corresponding age. We see that it is the layers closest to the surface that may become unstable and begin falling apart first. Then the deeper layers may get involved in the fragmentation. Eventually, only the central core may be left in-

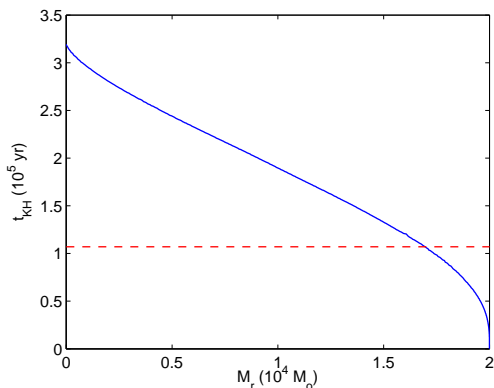


Figure 3. Solid blue curve is the profile of the growth timescale for the diffusive Jeans instability from equation (2) in our $2 \times 10^4 M_{\odot}$ SMS model at the age shown by the red dashed curve, by which the helium mass fraction has reached the value $Y = 0.40$.

tact that will form an IMBH. Note that a reduction of κ in equation (2) caused by the porosity of the super-Eddington layers should decrease t_{KH} .

5 DISCUSSION AND CONCLUSION

The main goal of this Letter is to show that the incomplete core H burning in the SMSs with $M_{SMS} \sim 10^4 M_{\odot}$ (neither $\sim 10^3 M_{\odot}$ nor $\gtrsim 10^5 M_{\odot}$) reproduces the observed abundance anomalies of p-capture elements in GCs much better than any other mode of stellar nucleosynthesis proposed so far. Our hypothesis explains very well the C-N, Na-O, Na-F, ^{24}Mg -Al anti-correlations and the ^{26}Mg -Al correlation (Fig. 1 and Fig. 2), and the star-to-star variations of the He abundance, $\Delta Y \sim 0.15$, in the presently observed GC stars. We realize that, like the fast rotating massive stars, the SMSs destroy lithium, which can be a problem for explaining the Na-Li anti-correlation and O-Li correlation found in some GCs (D’Antona et al. 2012). However, given that Li is a fragile element that survives only in thin surface layers of low-mass MS stars, where its abundance is reduced by atomic diffusion counteracted by additional mixing of unknown physical origin (e.g. Gruyters et al. 2013), we do not think that the Li data can be used as a sole argument against polluting sources involving massive and super-massive stars.

We have found that, on the MS, the SMSs with $M = 2 \times 10^4 M_{\odot}$, $3 \times 10^4 M_{\odot}$, and $4 \times 10^4 M_{\odot}$ have the central temperatures close to $T_c \approx 74 \times 10^6$ K that, as was shown by the “black box” model of Denissenkov et al. (1998), is required to reproduce the GC abundance anomalies. However, like in the “black box” model, we have to postulate that only a small mass fraction of hydrogen, $\Delta X \sim 0.15$, was transformed into He in the SMSs before they lost significant parts of their initial masses. We speculate that it is the super-Eddington radiation continuum-driven wind (Dotan & Shaviv 2012) or the diffusive mode of the Jeans instability (Thompson 2008) that might result in the required mass loss.

As regards the formation of the SMSs in young

GCs, we consider the runaway collisions of massive stars that sink to the cluster centre through dynamical friction (Portegies Zwart et al. 2004; Gürkan et al. 2004; Freitag et al. 2006) as a promising mechanism. It could explain why only GCs, but not dwarf galaxies have such the abundance anomalies. The answer would be that the young dwarf galaxies were not compact enough for their first generation massive stars to sink to their central parts and merge there before exploding as supernovae or that they formed differently from GCs. Another more speculative scenario is that the SMSs form during the initial monolithic collapse of the low-metallicity gas clouds from which the GCs form. If the gas at the centre cannot cool as fast as it collapses then it cannot fragment and instead may form an SMS. Yet another possibility for the formation of SMSs assumes that a young star can simultaneously accrete material from the protostellar cloud through an equatorial accretion disk and lose gas (initially, with a lower rate, so that its mass increases until the accretion and loss rates are equalized) in the polar directions via stellar wind (Tutukov & Fedorova 2008). If normal stars then form from the mass lost from the clearly unstable SMSs then the concept from previous work of a first and second generation of GC star formation becomes blurred.

Any scenario explaining the origin of the abundance anomalies in GC low-mass stars by H burning in their more massive counterparts encounters the mass budget problem. For the Salpeter IMF, the ratio of the mass in stars with $0.1 M_{\odot} \leq M \leq 3 M_{\odot}$ to the total cluster mass is $M_{low}/M_{cl} \approx 0.76$, while the corresponding ratios for the mass lost by AGB stars with the initial masses $3 M_{\odot} \leq M \leq 8 M_{\odot}$ and for the total mass of massive stars with $20 M_{\odot} \leq M \leq 120 M_{\odot}$ are $M_{AGB}/M_{cl} \approx 0.079$ and $M_{mas}/M_{cl} \approx 0.080$. Observations show that a significant fraction of low-mass stars in GCs has been polluted by the products of H burning (Gratton et al. 2012), for which the last two mass ratios would be insufficient by an order of magnitude. The most popular solution of this problem is to assume that (1) M_{cl} was initially higher, at least, by the factor of 10, (2) the pollution took place only in a central part of the young cluster, where the AGB and massive stars rapidly migrated to, and (3) unpolluted stars from the cluster periphery were preferentially lost (Bekki et al. 2007). For the initial $M_{cl} \sim 10^7 M_{\odot}$, even the more conservative estimate of Gürkan et al. (2004) gives $M_{cc} \sim 10^4 M_{\odot}$. If we assume that $M_{SMS} \sim M_{cc}$ then, for a typical mass of a few $10^5 M_{\odot}$ of the present-day GCs that had lost most of their unpolluted low-mass stars in the past and, as a result, now host comparable numbers of stars formed from the original and polluted gas, we have $M_{SMS}/M_{cl} \sim 0.1$. In our solution of the mass budget problem we first note that it takes only about 10^5 years for our SMS models to produce the required abundance anomalies and deposit them into the inter-stellar medium. If the original gas remained in the young cluster for a few million years, the SMS might continue to accrete it through an equatorial disk, while losing its H-burning products via the strong stellar wind in the polar directions. We speculate that such a state, in which the SMS has reached its maximum mass and its mass accretion and loss rates are equal, can persist for a few million years and, as a result, the $3 \times 10^4 M_{\odot}$ star can partially process as much as a few $10^5 M_{\odot}$ that is comparable to the present-day cluster mass. A similar accretion-wind

model is used to explain the growth of a CO white dwarf to the Chandrasekhar mass in a single-degenerate scenario for SN Ia progenitors (Hachisu et al. 1996). Even more relevant to our case is the model of massive star formation with the simultaneous mass accretion from a Keplerian protostellar disc and mass ejection via magnetized polar jets considered by Seifried et al. (2012).

The presence of IMBHs as massive as $4.7 \times 10^4 M_\odot$ in GCs (Lützgendorf et al. 2013) could provide, if confirmed, a strong support to our hypothesis, although we cannot exclude that $M_{\text{IMBH}} \ll M_{\text{SMS}}$. The arguments presented by Lützgendorf et al. (2013) are currently debated. Other works, both theoretical (e.g. Vesperini & Trenti 2010) and observational (Anderson & van der Marel 2010), either argue against the presence of any IMBHs in GCs (Kirsten & Vlemmings 2012) or put $M_{\text{IMBH}} \sim 10^3 M_\odot$ as an upper limit for their masses (Lanzoni et al. 2013; McNamara et al. 2012).

Given the above mentioned uncertainties and other potential problems, we regard our hypothesis as a first exploratory suggestion, many points of which should still be clarified and explored in detail.

ACKNOWLEDGMENTS

This research has been supported by the NSF grants PHY 11-25915 and AST 11-09174 and by JINA (NSF grant PHY 08-22648). FDAH acknowledges research support from NSERC (Canada).

REFERENCES

- Anderson J., van der Marel R. P., 2010, *ApJ*, 710, 1032
 Bekki K., Campbell S. W., Lattanzio J. C., Norris J. E., 2007, *MNRAS*, 377, 335
 Carretta E., Gratton R. G., Lucatello S., Bragaglia A., Bonifacio P., 2005, *A&A*, 433, 597
 Da Costa G. S., Norris J. E., Yong D., 2013, *ApJ*, 769, 8
 D’Antona F., D’Ercole A., Carini R., Vesperini E., Ventura P., 2012, *MNRAS*, 426, 1710
 D’Antona F., Gratton R., Chieffi A., 1983, *Mem. Societa Astronomica Italiana*, 54, 173
 Decressin T., Meynet G., Charbonnel C., Prantzos N., Ekström S., 2007, *A&A*, 464, 1029
 Denisenkov P. A., Denisenkova S. N., 1990, *Soviet Astronomy Letters*, 16, 275
 Denissenkov P. A., Da Costa G. S., Norris J. E., Weiss A., 1998, *A&A*, 333, 926
 Denissenkov P. A., Herwig F., 2003, *ApJ*, 590, L99
 D’Ercole A., D’Antona F., Ventura P., Vesperini E., McMillan S. L. W., 2010, *MNRAS*, 407, 854
 Dotan C., Shaviv N. J., 2012, *MNRAS*, 427, 3071
 Dupree A. K., Strader J., Smith G. H., 2011, *ApJ*, 728, 155
 Freitag M., Gürkan M. A., Rasio F. A., 2006, *MNRAS*, 368, 141
 Gratton R. G., Bonifacio P., Bragaglia A., et al., 2001, *A&A*, 369, 87
 Gratton R. G., Carretta E., Bragaglia A., 2012, *Astronomy and Astrophysics Reviews*, 20, 50
 Gruyters P., Korn A. J., Richard O., Grundahl F., Collet R., Mashonkina L. I., Osorio Y., Barklem P. S., 2013, *A&A*, 555, A31
 Gürkan M. A., Freitag M., Rasio F. A., 2004, *ApJ*, 604, 632
 Hachisu I., Kato M., Nomoto K., 1996, *ApJ*, 470, L97
 Heger A., Fryer C. L., Woosley S. E., Langer N., Hartmann D. H., 2003, *ApJ*, 591, 288
 Herwig F., VandenBerg D. A., Navarro J. F., Ferguson J., Paxton B., 2012, *ApJ*, 757, 132
 King I. R., Bedin L. R., Cassisi S., Milone A. P., Bellini A., Piotto G., Anderson J., Pietrinferni A., Cordier D., 2012, *Astronomical Journal*, 144, 5
 Kirsten F., Vlemmings W. H. T., 2012, *A&A*, 542, A44
 Kraft R. P., 1979, *Annual Review of Astron and Astrophys*, 17, 309
 Kruijssen J. M. D., Lützgendorf N., 2013, *MNRAS*, 434, L41
 Langer G. E., Hoffman R. D., 1995, *PASP*, 107, 1177
 Lanzoni B., Mucciarelli A., Origlia L., Bellazzini M., Ferraro F. R., Valenti E., Miocchi P., Dalessandro E., Palanca C., Massari D., 2013, *ApJ*, 769, 107
 Lützgendorf N., Kissler-Patig M., Neumayer N., Baumgardt H., Noyola E., de Zeeuw P. T., Gebhardt K., Jalali B., Feldmeier A., 2013, *A&A*, 555, A26
 McNamara B. J., Harrison T. E., Baumgardt H., Khalaj P., 2012, *ApJ*, 745, 175
 Owocki S. P., Gayley K. G., Shaviv N. J., 2004, *ApJ*, 616, 525
 Pasquini L., Mauas P., Käuff H. U., Cacciari C., 2011, *A&A*, 531, A35
 Paxton B., Bildsten L., Dotter A., Herwig F., Lesaffre P., Timmes F., 2011, *ApJS*, 192, 3
 Paxton B., Cantiello M., Arras P., Bildsten L., Brown E. F., Dotter A., Mankovich C., Montgomery M. H., Stello D., Timmes F. X., Townsend R., 2013, *ApJS*, 208, 4
 Portegies Zwart S. F., Baumgardt H., Hut P., Makino J., McMillan S. L. W., 2004, *Nature*, 428, 724
 Portegies Zwart S. F., Baumgardt H., McMillan S. L. W., Makino J., Hut P., Ebisuzaki T., 2006, *ApJ*, 641, 319
 Portegies Zwart S. F., Makino J., McMillan S. L. W., Hut P., 1999, *A&A*, 348, 117
 Prieto J. L., Gnedin O. Y., 2008, *ApJ*, 689, 919
 Seifried D., Pudritz R. E., Banerjee R., Duffin D., Klessen R. S., 2012, *MNRAS*, 422, 347
 Sills A., Glebbeek E., 2010, *MNRAS*, 407, 277
 Smith N., Owocki S. P., 2006, *ApJ*, 645, L45
 Smith V. V., Cunha K., Ivans I. I., Lattanzio J. C., Campbell S., Hinkle K. H., 2005, *ApJ*, 633, 392
 Thompson T. A., 2008, *ApJ*, 684, 212
 Tutukov A. V., Fedorova A. V., 2008, *Astronomy Reports*, 52, 985
 Ventura P., Di Criscienzo M., Carini R., D’Antona F., 2013, *MNRAS*
 Vesperini E., Trenti M., 2010, *ApJ*, 720, L179
 Yungelson L. R., van den Heuvel E. P. J., Vink J. S., Portegies Zwart S. F., de Koter A., 2008, *A&A*, 477, 223