

LINK PATTERNS AND THE CATALAN TREE

STEPHEN NG

ABSTRACT. We demonstrate that a natural construction based on the two notions of insertion of a strand and finding the preimages of Temperley-Lieb algebra generators give an inductive means to generate all link patterns of a given number of strands. It is shown that the structure of the Catalan tree (as defined by Julian West) arises in the process of this induction, and that it can be exploited to give some refined enumerations of link patterns.

1. INTRODUCTION

Link patterns, though most recently associated to fully packed loops through the Razumov-Stroganov correspondence proved by Cantini and Sportiello [2], have a long history in the development of the graphical calculus for the representation theory of the Lie algebra \mathfrak{sl}_2 and, more generally, the closely related q -deformation, $U_q(\mathfrak{sl}_2)$ (See [3, 6, 8, 10, 11]). In this framework, link patterns are a special subclass of one-dimensional representations of $U_q(\mathfrak{sl}_2)$. Following the general setup of Schur-Weyl duality, it is known that the Temperley-Lieb algebra is the $U_q(\mathfrak{sl}_2)$ invariant algebra of operators acting on link patterns. We omit these details in favor of a simpler approach. We follow an exposition in the same spirit as the completely graphical description given by Cantini and Sportiello and the many others who have worked on problems related to the Razumov-Stroganov correspondence [2, 4, 13]. Even so, we point out that link patterns are natural objects which arise in many different contexts and that link patterns are special objects in the Catalan combinatorial space precisely because of the very nice action of the Temperley-Lieb algebra.

After introducing link patterns and the Temperley-Lieb algebra, this paper seeks to resolve the issue of efficiently generating the set of all link patterns of a given number of strands. For computer simulations involving link patterns, efficiency is important because the number of link patterns of n strands grows asymptotically as $O(\frac{4^n}{n^{3/2}})$. The method is an inductive one commonly known as the ECO method of constructing a generating tree (see [1, 12]): given all link patterns of $n - 1$ strands, we describe a means to generate all link patterns of n strands by “inverting” the action of a fixed Temperley-Lieb algebra generator. The generating tree resulting from this construction, also known as the Catalan tree, induces bijections to other well known objects in the Catalan combinatorial space, and allows us to obtain refined enumerations of link patterns.

The structure of the remainder of the paper follows the pattern set in the previous paragraph. Section 2 introduces the Catalan tree, following West’s exposition for pattern avoiding permutations [12]. Section 3 introduces link patterns, the Temperley-Lieb algebra, and establishes the Catalan tree structure for link patterns. Lastly, section 4 exploits the bijection to Dyck paths induced by the Catalan tree structure to obtain refined enumerations of link patterns.

2. THE CATALAN TREE

Many combinatorial objects are known to be counted by the Catalan numbers. The Catalan numbers are typically introduced by way of the inductive formula, $C_n = \sum_{i=0}^n C_i C_{n-i}$ with $C_0 = 1$, and in like manner, the Catalan Tree gives an inductive means to generate objects counted by $C_n = \frac{1}{n+1} \binom{2n}{n}$. We define the Catalan Tree (following West) via the following labels and the succession rule:

- (1) The root of the Catalan tree has label 2.
- (2) A node with label i will have a total of i children with the distinct labels $2, 3, \dots, i+1$.

It is customary to write

$$(k) \rightarrow (2)(3) \cdots (k+1)$$

to indicate that nodes with label k give rise to k children with labels $2, 3, \dots, k+1$. Related generating trees constructed by alternative succession rules have come to be known collectively as the ECO method, after the technique described abstractly by Barcucci, Del Lungo, Pergola, and Pinzani. See Figure 1 to see the Catalan tree up to level 2.

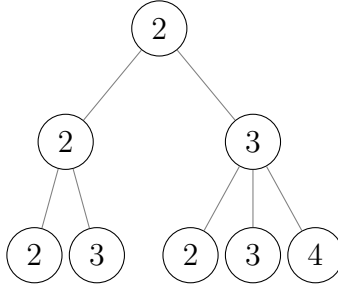


FIGURE 1. The Catalan tree displayed up to level 2.

West introduced this tree to describe an inductive method to generate all permutations of length n which avoid a fixed pattern, τ , of length three. We shall only concern ourselves with the case $\tau = 123$, and we follow West's terminology and exposition.

Definition 2.1. Let $\sigma \in S_n$ and let $\tau = 123 \in S_3$. We say that σ is *123-avoiding* if there is no $1 \leq i_1 < i_2 < i_3 \leq n$ such that $\sigma(i_1) < \sigma(i_2) < \sigma(i_3)$.

Let $S_n(123)$ denote all permutations of size n which are 123-avoiding. Let us construct an element of $S_{n+1}(123)$ by the following *insertion* process: given a permutation $\sigma \in S_n(123)$, obtain a new permutation $(\sigma(1), \sigma(2), \dots, \sigma(i-1), (n+1), \sigma(i), \dots, \sigma(n))$, where the entry $n+1$ is in position i and the new permutation is 123-avoiding. For an arbitrary $\sigma \in S_n(123)$, let i be the first index such that $\sigma(i) < \sigma(i+1)$. Then one can see that the insertion of $n+1$ into any of the positions $1, 2, 3, \dots, i, i+1$ yields an element of $S_{n+1}(123)$. Thus, by letting the root of the tree be the trivial permutation in S_1 and allowing the succession rule to be all permutations obtained by insertion of $n+1$ which preserve 123-avoidance, we see that we recover the structure of the Catalan tree. See Figure 2 for a diagram of the tree of these permutations up to $S_3(123)$.

It is well known that τ -avoiding permutations for $\tau \in S_3$ are counted by the Catalan numbers (see [9]).

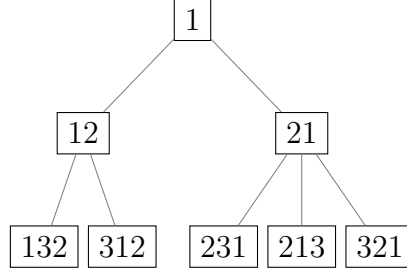


FIGURE 2. The Catalan tree of 123-avoiding permutations up to level 2.

3. LINK PATTERNS AND THE CATALAN TREE

We now introduce link patterns and demonstrate how they may be generated inductively using the Catalan Tree.

Definition 3.1. Fix n , a positive integer. Let D be the closed unit disk in \mathbb{C} . Label the $2n$ th roots of unity $0, 1, 2, \dots, 2n - 1$ such that k corresponds to $e^{2\pi i(k/2n)}$. A *matching* is a partition of the set of points $\{0, 1, 2, \dots, 2n - 1\}$ into pairs of points. We represent this graphically by drawing a line from i to j if i and j form a pair in the given partition. A *link pattern of n strands* is a matching of $\{0, 1, 2, \dots, 2n - 1\}$ in which no lines cross in the graphical representation. Figures 3 and 4 provide examples.

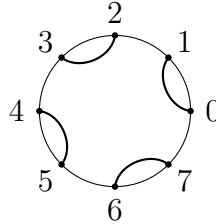


FIGURE 3. An example link pattern of 4 strands. We omit the numerals in subsequent diagrams.

Definition 3.2. Fix n , a positive integer. Let LP_n denote the formal vector space over \mathbb{C} of all link patterns of n strands and let the standard basis of link patterns be called the Temperley-Lieb basis of LP_n . Define the *Temperley-Lieb algebra*, denoted TL_n , to be the subalgebra of the algebra of endomorphisms of LP_n generated by elements $e_0, e_1, \dots, e_{2n-1}$ subject to the relations:

- (1) $e_i^2 = e_i$ for $i \in \{0, 1, \dots, 2n - 1\}$,
- (2) $e_i e_{i \pm 1} e_i = e_i$ for $i \in \{0, 1, \dots, 2n - 1\}$,
- (3) $e_i e_j = e_j e_i$ whenever $|i - j| > 1$.

The elements $e_0, e_1, \dots, e_{2n-1}$ are known as Temperley-Lieb generators and with minor modifications, TL_n plays a significant role in the representation theory of $U_q(\mathfrak{sl}_2)$ through a q -generalization of Schur-Weyl duality (See [3, 6, 7]). These relations admit a simple graphical realization seen in Figure 5:




FIGURE 4. All link patterns of four strands.

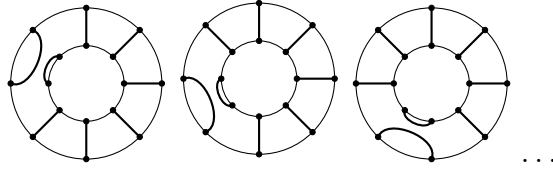


FIGURE 5. The Temperley Lieb Algebra generators

In the graphical representation, if we label $2n$ points on the internal circle and external circle of the annulus in the same manner as for link patterns, then e_i is the diagram in which all internal points are connected to their corresponding external points with a link except for i and $i + 1$. On the external circle the points labeled i and $i + 1$ are connected by a link, and likewise, a link connects i and $i + 1$ on the internal circle, where addition by 1 is conducted modulo $2n$. The sum of elements in the Temperley-Lieb algebra is given by the formal sum of diagrams. The product of generators in the Temperley-Lieb algebra is given by concatenation of diagrams, and the first two relations are realized by ignoring loops and isotopies of diagrams:

$$e_i^2 = \text{diagram with two loops} = \text{diagram with one loop} = e_i$$

$$e_i e_{i+1} e_i = \text{diagram} = \text{diagram} = e_i.$$

The relations allow us to think of the Temperley-Lieb algebra, TL_n , intuitively as the set of diagrams on an annulus connecting $2n$ external points to $2n$ internal points in such a way that no two connecting lines cross. Internal loops may be ignored due to the first relation, and diagrams are equivalent up to isotopy due to the second relation. The action of TL_n on LP_n is also given by concatenation:

$$e_i(\text{diagram}) = \text{diagram} = \text{diagram},$$

and the resulting diagrams are also taken to be invariant under isotopy and removal of loops.

Definition 3.3. The *insertion of a strand at i and $i+1$* is a function from the Temperley-Lieb basis of LP_n to the Temperley-Lieb basis of LP_{n+1} defined by taking $\pi \in LP_n$, inserting two additional points on the unit circle in between $i-1$ and i , relabeling the points sequentially so that the newly added points are labeled i and $i+1$, inserting a link between i and $i+1$, and repositioning the points to lie on the roots of unity. An example of the insertion of a strand procedure is seen in Figure 6.

Let A_i be the subset of LP_n which is obtained from LP_{n-1} by the insertion of a strand at i and $i+1$. Define the *deletion of a strand at i and $i+1$* as a function from A_i to LP_{n-1} in which the strand connecting i and $i+1$ and the points i and $i+1$ are removed, and the points $i+2, i+3, \dots, 2n-1$ are relabeled and repositioned to fill in the gap caused by the deletion of i and $i+1$ in the sequence $0, 1, \dots, 2n-3$.

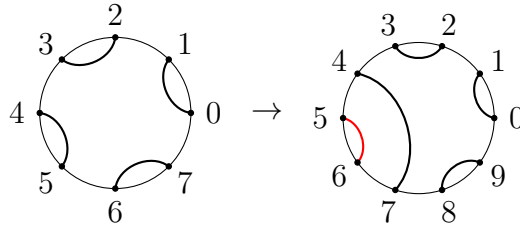


FIGURE 6. An example of an insertion of a link between 5 and 6. The inserted strand has been highlighted in red.

We now give an alternate representation of a link pattern in the upper half-plane of \mathbb{R}^2 .

Definition 3.4. By *cut and unfold between i and $i+1$* , we mean the operation on a fixed link pattern in which we cut the unit circle between i and $i+1$ and unwrap the circle onto a horizontal line, taking care to preserve links between numbers in the half-plane above the line, and lastly, embedding the resulting diagram into the upper half-plane. In this cut and

unfolded form, links subdivide the half-plane into components, and we define *outermost links* to be those links which are incident to the unbounded component. Given a fixed link pattern of n strands, π , and a fixed choice of a cut and unfold, let the *exposure number* of π be the number of outermost links. An example of a cut and unfold and its associated outermost links is given in Figure 7.

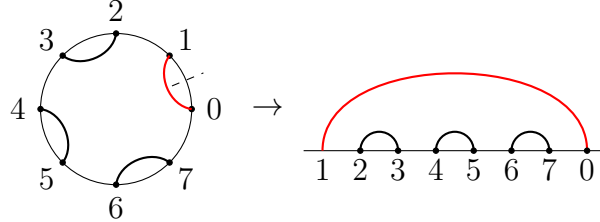
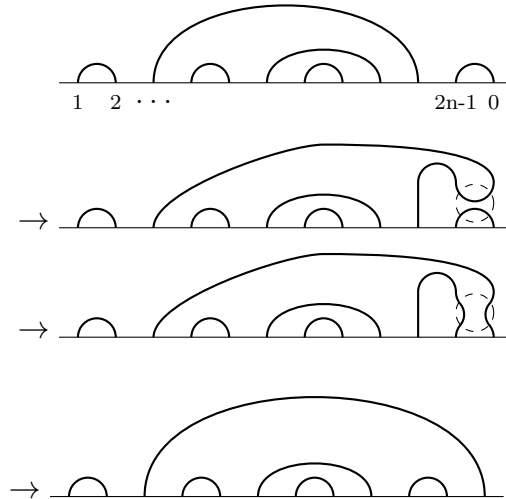


FIGURE 7. Cut and unfold between 0 and 1. Outermost links have been highlighted in red.

Outermost links with respect to a fixed cut and unfold allow us to characterize the preimages of the Temperley-Lieb generators e_i .

Proposition 3.5. *Without loss of generality, in all that follows consider e_{2n-1} and note that results for other e_i can be reduced to this special case by repeated rotations. Let π be a link pattern in LP_{n-1} suppose that π has exposure number k when cut and unfolded between $2n-2$ and 0. Let $\pi' \in LP_n$ be the result of inserting a link at $2n-1$ and 0 to π . Then the preimage of π' under the map e_{2n-1} is characterized by $k+1$ distinct link patterns in LP_n .*

Proof. Given $\pi \in LP_{n-1}$ with exposure number k when cut and unfolded between $2n-2$ and 0 and letting $\pi' \in LP_n$ be the result of insertion of a strand at $2n-1$ and 0, note that π' has exposure number $k+1$ when cut and unfolded between 0 and 1. We seek to define operations $M_i(\cdot)$ such that $e_{2n-1}(M_i(\pi')) = \pi'$ which are distinct for $i \in \{0, 1, 2, \dots, k\}$. Let $M_0(\pi') = \pi'$. For the remaining $i \in \{1, 2, \dots, k\}$, label the outermost links $\{1, 2, \dots, k\}$ from left to right and define $M_i(\pi')$ as the result of the following process with the i th outermost link:



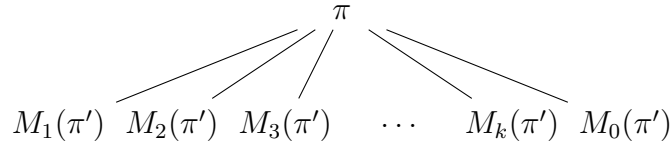
In the above, we have illustrated $M_2(\cdot)$. Observe that in general, $M_i(\cdot)$ is dependent upon π , a given cut and unfold, and the insertion of a new strand. In words, this process is carried out by “dragging” the i th outermost link near to the newly added link between $2n - 1$ and 0 and implementing the change $\curvearrowright \rightarrow \wr$. It is straightforward to check that $e_{2n-1}(M_i(\pi')) = \pi'$. Thus we have $k + 1$ distinct basis elements in the preimage of e_{2n-1} given by $M_0(\pi'), \dots, M_k(\pi')$. To see that this exhausts all possibilities, observe that the operator e_{2n-1} connects the links connected to $2n - 1$ and 0 and that this new link formed is an outermost link. \square

Theorem 3.6. *The Temperley-Lieb basis of LP_n is generated from the Temperley-Lieb basis of LP_{n-1} inductively via a succession rule. Let $\pi \in LP_{n-1}$ have exposure number k when cut and unfolded between $2n - 2$ and 0 . If $\pi' \in LP_n$ is the link pattern obtained from π from an insertion of a link between $2n - 1$ and 0 and cut and unfolded between 0 and 1 , then there are $k + 1$ successors of π , and they are the preimages of π' under e_{2n-1} , $M_0(\pi'), M_1(\pi'), \dots, M_k(\pi')$, and*

$$LP_n = \bigoplus_{\pi \in LP_{n-1}} \text{span}\{M_0(\pi'), \dots, M_k(\pi')\}.$$

Proof. We observe that the image of the operator e_{2n-1} in LP_n is characterized by the basis containing all link patterns with a link connecting sites $2n - 1$ and 0 . Let us call this basis β . Each element of this basis is indexed by an element of the Temperley-Lieb basis of LP_{n-1} obtained by the insertion of a link between $2n - 1$ and 0 . Hence, for each link pattern π in the Temperley-Lieb basis of LP_{n-1} we have an associated element of β denoted π' . We then partition the Temperley-Lieb basis of LP_n into the preimages of each element $\pi' \in \beta$ under the map e_{2n-1} , and these preimages are spanned by $M_0(\pi'), \dots, M_k(\pi')$, as described in the proof of Proposition 3.5. \square

Theorem 3.6 gives the succession rule which allows us to inductively construct the Temperley-Lieb bases using the structure of the Catalan Tree. Each link pattern π is labeled by $k + 1$, where k is the number of outermost links when π is cut and unfolded between 0 and 1 . It is convenient to organize the successors of π in increasing order of the total number of outermost links. This yields the local picture:



where π is a Temperley-Lieb basis element of LP_{n-1} with exposure number k when cut and unfolded between 0 and 1 , and π' is the result of inserting a link between $2n - 1$ and 0 to π , and M_0, M_1, \dots, M_k are the operations described in the proof of Proposition 3.5. Observe that $M_k(\pi')$ has exposure number k when $k \neq 0$ and that $M_0(\pi')$ has exposure number $k + 1$, so that this is consistent with the convention to order successors increasing in exposure number. In Figure 8, we provide an example of the Catalan Tree for link patterns up to level 2.

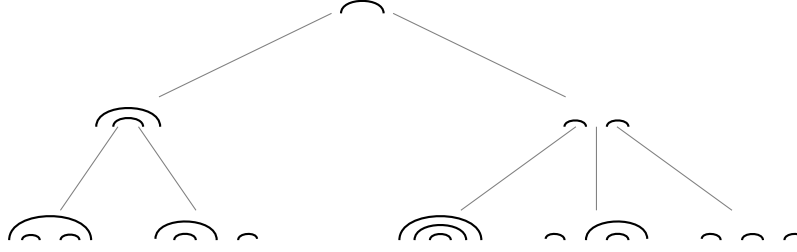


FIGURE 8. The Catalan tree of link patterns up to level 2.

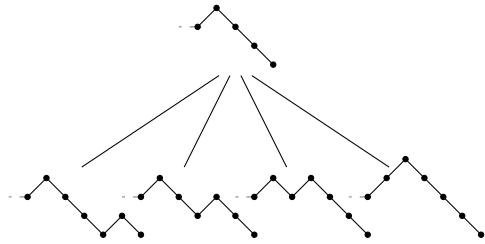
4. REFINED ENUMERATIONS OF LINK PATTERNS

We now demonstrate that the Catalan tree construction for link patterns yields a useful bijection to yet another member of the class of Catalan objects, Dyck paths. Refined enumerations of Dyck paths are well known (see [1, 5]), and they induce refined enumerations of link patterns.

Definition 4.1. A *Dyck path of semilength n* is a sequence of $2n + 1$ points in $\mathbb{N} \times \mathbb{N}$ in which consecutive points differ by one of the vectors $(1, 1)$ (an *ascent*) or $(1, -1)$ (a *descent*), the first point in the sequence is $(0, 0)$ and the last point in the sequence is $(2n, 0)$. A *peak* of a Dyck path is a point of the sequence preceded by an ascent and followed by a descent. Lastly, the *last descent length* of a Dyck path is the maximal number of consecutive descents which precede the last point $(2n, 0)$.

Proposition 4.2. [1, 5] *The number of Dyck paths of semilength n are counted by the Catalan numbers. The number of Dyck paths of semilength n and last descent length k is $\binom{2n-k}{n} \frac{k}{2n-k}$. The number of Dyck paths of semilength n and k peaks is $\frac{1}{n} \binom{n}{k} \binom{n}{k-1}$.*

Dyck paths may be inductively constructed with the structure of the Catalan tree by the operation of adding a new peak at each of the points along the last descent. For example, a Dyck path with last descent length 3 will have four descendents with last descent lengths 1, 2, 3, and 4, respectively:



Thus, we see that the bijection between Dyck paths and link patterns induced by the Catalan tree maps the last descent length of a given Dyck path to the exposure number of a link pattern relative to a fixed cut and unfold.

Definition 4.3. Fix a link pattern of n strands and fix a particular cut and unfold. Construct the Catalan tree up to level n and consider the path from the root to the given link pattern. Let the *interaction number* of the link pattern relative to a fixed cut and unfold be the number of edges in this path corresponding to an operation $M_k(\cdot)$ with $k \neq 0$.

One may observe that a move along an edge of the Catalan tree corresponding to $M_0(\cdot)$ does not increase the interaction number, and all other transitions increase the interaction number by 1. Likewise, in the Dyck path picture, the transition corresponding to a Dyck path with last descent length k going to a Dyck path with last descent length $k + 1$ does not increase the number of peaks, and all other transitions increase the number of peaks by 1. Accounting for the fact that the root of the Catalan tree for Dyck paths has one peak and that the root of the Catalan tree for link patterns has interaction number 0, it follows that the number of peaks in a Dyck path corresponds to the interaction number $+1$ of a link pattern relative to a given cut and unfold.

Corollary 4.4. *The number of link patterns of n strands is given by the Catalan numbers. Fix a particular cut and unfold. The number of link patterns of n strands with exposure number k is $\binom{2n-k}{n} \frac{k}{2n-k}$. The number of link patterns of n strands and interaction number ℓ is $\frac{1}{n} \binom{n}{\ell+1} \binom{n}{\ell}$.*

REFERENCES

1. Elena Bracucci, Alberto Del Lungo, Elisa Perogola, and Renzo Pinzani, *ECO: a methodology for the enumeration of combinatorial objects*, J. Differ. Equ. Appl. **5** (1999), 435–490.
2. Luigi Cantini and Andrea Sportiello, *Proof of the Razumov-Stroganov conjecture*, J. Combin. Theory Ser. A **118** (2011), 1549–1574.
3. Vajayanthi Chari and Andrew Pressley, *A Guide to Quantum Groups*, Cambridge University Press, 1994.
4. Jan de Gier, *Loops, matchings, and alternating-sign matrices*, Discrete Mathematics **298** (2005), 365–388.
5. Emeric Deutsch, *Dyck path enumeration*, Discrete Mathematics **204** (1999), 167–202.
6. Igor B. Frenkel and Mikhail G. Khovanov, *Canonical bases in tensor products and graphical calculus for $U_q(\mathfrak{sl}_2)$* , Duke Math J. **87** (1997), 409–480.
7. Michio Jimbo, *A q -Analogue of $U(\mathfrak{gl}(n+1))$, Hecke Algebra, and the Yang-Baxter Equation*, Letters in Mathematical Physics **11** (1986), 247–252.
8. Louis H. Kauffman and Sstenes L. Lins, *Temperley-Lieb Recoupling Theory and Invariants of 3-manifolds*, no. 134, Annals of Math. Studies, 1994.
9. Donald E. Knuth, *The Art of Computer Programming*, 2nd ed., vol. 1, Addison-Wesley, 1973.
10. Greg Kuperberg, *Spiders for Rank 2 Lie Algebras*, Commun. Math. Phys. **180** (1996), 109–151.
11. Roger Penrose, *Angular momentum: An approach to combinatorial space-time*, Quantum Theory and Beyond, Cambridge University Press, 1969.
12. Julian West, *Generating trees and the Catalan and Schrder numbers*, Discrete Mathematics **146** (1995), 247–262.
13. J.-B. Zuber, *On the counting of fully packed loop configurations; some new conjectures*, Electron. J. Combin. **11** (2004), R13 (15pp).

DEPARTMENT OF MATHEMATICS, UNIVERSITY OF ROCHESTER, ROCHESTER, NY 14627, USA
E-mail address: ng@math.rochester.edu