

Nature vs. Nurture: Predictability in Low-Temperature Ising Dynamics

J. Ye*

*NYU–Courant Institute of Mathematical Sciences, New York, NY 10012 USA
Department of Operations Research and Financial Engineering, Princeton, NJ 08544 USA*

J. Machta†

*Physics Department, University of Massachusetts, Amherst, MA 01003 USA
Santa Fe Institute, 1399 Hyde Park Road Santa Fe, NM 87501 USA*

C.M. Newman‡

*NYU–Courant Institute of Mathematical Sciences,
New York, NY 10012 USA
Math. Dept., UC, Irvine, CA 92697 USA*

D.L. Stein§

*Physics Department and Courant Institute of Mathematical Sciences,
New York University, New York, NY 10012 USA*

Consider a dynamical many-body system with a random initial state subsequently evolving through stochastic dynamics. What is the relative importance of the initial state (“nature”) vs. the realization of the stochastic dynamics (“nurture”) in predicting the final state? We examined this question for the two-dimensional Ising ferromagnet following an initial deep quench from $T = \infty$ to $T = 0$. We performed Monte Carlo studies on the overlap between “identical twins” raised in independent dynamical environments, up to size $L = 500$. Our results suggest an overlap decaying with time as $t^{-\theta_h}$ with $\theta_h = 0.22 \pm 0.02$; the same exponent holds for a quench to low but nonzero temperature. This “heritability exponent” may equal the persistence exponent for the $2D$ Ising ferromagnet, but the two differ more generally.

Introduction. Given a typical initial configuration of a thermodynamic system, which then evolves under a specified dynamics, how much can one predict about what the system will look like at later times? In this paper, we study this problem in the relatively simple setting of a homogeneous Ising ferromagnet on a square lattice following a deep quench from infinite to zero or low temperature. In particular, we are interested in the influence on the configuration at a later time t of the random initial state (“nature”) vs. that of the single-spin dynamics (“nurture”), which, even at zero temperature, retains an element of randomness in the order that spins are chosen to attempt to flip (and whether they flip when there is no energy change).

This nature vs. nurture problem [1] can be solved exactly for $1D$ random ferromagnets and spin glasses [2]. An initial attempt at a numerical study of the same problem in the $2D$ homogeneous ferromagnet on the square lattice was reported in [3]; the results, while suggestive, were inconclusive. In this paper we carry the earlier studies to a much stronger conclusion concerning the rate of decay of initial global information in the uniform $2D$ case.

The study of nature vs. nurture provides a great deal of information on a number of central dynamical issues concerning different classes of models [1], such as whether the dynamically averaged measure for a single random initial condition settles down to a limit (even when individual dynamical realizations do not). Our work is also related

to the general area of phase ordering kinetics [4–6]. Several lines of work are particularly relevant to our study. Krapivsky, Redner and collaborators [7–9] investigated both the $2D$ and $3D$ Ising models with zero temperature Glauber dynamics to understand the time scales and final states of the dynamics. Derrida, Bray and Godreche introduced the *persistence exponent* [10], which characterizes the power law decay of the fraction of spins that are unchanged from their initial value as a function of time after a quench. This exponent was measured for the zero temperature $2D$ Ising model by Stauffer [11] and calculated exactly for $1D$ by Derrida, Hakim and Pasquier [12] and is studied at nonzero temperature in Refs. [13, 14]. We will examine the relationships between the work reported here with these earlier results.

Heritability. To investigate nature vs. nurture for the $2D$ Ising ferromagnet we carry out a “twin” study. We start two Ising systems with the same infinite temperature initial condition and then allow each to evolve independently using Glauber dynamics. We measure the spin overlap between the systems as a function of time and refer to this overlap as the “heritability.” It is interesting to note that our notion of heritability is in some sense the opposite of that in “damage spreading” where two slightly different initial states evolve according to the *same* dynamical realization [15–19].

Our key finding is that heritability, as embodied by the spin overlap between twins, decays as a power law

in time. For finite systems at $T = 0$, an absorbing state is always reached and we measure the average value of the overlap between the twins in their final states. We find that this quantity decays as a power law in system size. Based on a finite size scaling ansatz we obtain a relationship between the power law in system size for finite systems and the power law in time for infinite systems. This relationship is observed to hold in our numerical results.

Methods. We carried out simulations of the 2D ferromagnetic Ising model on an $L \times L$ square lattice with periodic boundary conditions. Each site carries a spin $S_i = \pm 1$, $i = 1, 2, \dots, N$, where $N = L^2$. The energy E of the system is $E = -\sum_{\langle i,j \rangle} S_i S_j$, where the sum is over nearest neighbor pairs.

For most of our simulations, the system evolves through zero-temperature Glauber dynamics. An elementary step consists in choosing a random site i and computing the energy change ΔE of flipping the spin S_i . If $\Delta E < 0$ the spin is flipped ($S_i \leftarrow -S_i$); if $\Delta E = 0$ the spin is flipped with probability $1/2$; and if $\Delta E > 0$ the spin is not flipped. These moves are repeated until the lattice reaches a final state where no spin flips are possible. This absorbing state is either one of the two homogeneous ground states or a striped state [7]. A striped state has one (or more) vertical or horizontal stripes (but not both) whose boundaries constitute domain walls separating regions of antiparallel spin orientation. The probability that the absorbing state has a single stripe is $0.339 \dots$ for large L , while the probability of multiple stripes is very small [7, 9]. We also carried out simulations of Glauber dynamics at temperature $T = 1$, deep in the low temperature phase. Here the probability of a spin flipping is proportional to $\exp(-\beta \Delta E)$, where β as usual is the inverse temperature.

To distinguish the influences of nature and nurture, we simulate a pair of Ising lattices with identical initial conditions (“identical twins”). We study the effects of a deep quench, in which the initial state is at infinite temperature (each spin is independently chosen by a coin toss). The subsequent application of Glauber dynamics then effects an instantaneous quench to low or zero temperature. Each twin evolves *independently* according to Glauber dynamics at a fixed temperature, either $T = 0$ or $T = 1$. For zero-temperature Glauber dynamics, each run is continued until an absorbing state is reached. The time t is measured in sweeps with one sweep corresponding to N spin-flip attempts. At each time step t , we study the overlap $q_t(L) = \frac{1}{N} \sum_{i=1}^N S_i^1(t) S_i^2(t)$ between the twins, where $S_i^1(t)$ denotes the state of the i^{th} spin at time t in twin 1, and similarly for $S_i^2(t)$. The influence of initial conditions is quantified by $q_t(L)$, where $q_0(L) = 1$ for any L . We are interested in the average $q_t(L)$ over both initial conditions and the subsequent dynamics and, in particular, in understanding both the size dependence of final overlap, $q_\infty(L) = \lim_{t \rightarrow \infty} q_t(L)$ and the time de-

pendence of the infinite volume limit $\overline{q_t} = \lim_{L \rightarrow \infty} \overline{q_t(L)}$. As we shall see, the behavior of $q_\infty(L)$ and $\overline{q_t}$ are connected by a finite size scaling ansatz.

For $T = 0$, we studied 21 lattice sizes from $L = 10$ to $L = 500$. For each size we studied 30,000 independent pairs of twins out to a time such that almost all systems are in an absorbing state. For each initial condition we compute only two dynamical trajectories, one for each twin. This approach is statistically equivalent and more efficient than averaging over both the dynamics and initial conditions. From $q_t(L)$ for each pair of twins, we computed the mean $q_t(L)$.

Results. Figure 1 shows a log-log plot of $\overline{q_t(L)}$ vs. t for several L and for quenches to $T = 0$. We observe that for short and intermediate times, $\overline{q_t(L)}$ appears to follow a single curve for all L , until an L -dependent time scale when $q_t(L)$ separates from the main curve and a plateau is reached. It is reasonable to suppose that the single curve represents the infinite volume behavior $\overline{q_t}$ to good approximation. The initial decay of $\overline{q_t}$ is rapid, followed by a shoulder that goes to about $t = 100$. The subsequent behavior appears to be described by a power law. A power law fit of the form $\overline{q_t} = dt^{-\theta_h}$ for the largest two sizes, $L = 400$ and $L = 500$, from $t = 500$ to $t = 10^4$ yields $d = 0.59(3)$ and $\theta_h = 0.216(7)$ for $L = 400$, and $d = 0.62(3)$ and $\theta_h = 0.225(6)$ for $L = 500$. The error bars are obtained by the bootstrap method. Based on these two sizes, we estimate that the heritability exponent describing the decay of the overlap with time is $\theta_h = 0.22 \pm 0.02$.

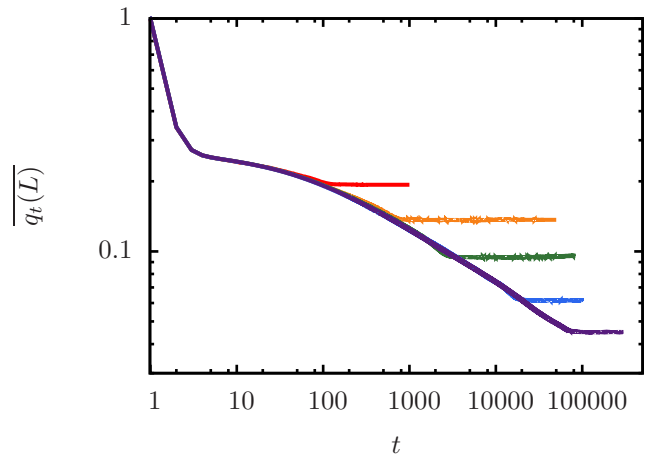


FIG. 1: (Color online) $\overline{q_t(L)}$ vs. t for several L and for quenches to $T = 0$. The plateau value decreases from small to large L . From top to bottom the sizes are $L = 20, 50, 100, 250$, and 500 .

Next we discuss $\overline{q_\infty(L)}$, the finite size behavior of the absorbing value of $q_t(L)$ for quenches to $T = 0$. For $L < 300$ we simulate all systems until they are absorbed, but for the largest several sizes this is not possible. Therefore, for the small fraction of pairs with at

least one unabsorbed twin, we approximate their contribution to $q_\infty(L)$ by the value of the $q_t(L)$ at the largest t , which is on the plateau for all sizes. The justification for this approximation is that the plateau value of $q_t(L)$ is nearly equal to $q_\infty(L)$ for two reasons. First, most twins are absorbed before the plateau is reached. The second reason is more subtle. On the plateau essentially all unabsorbed systems are in a diagonal stripe state. The diagonal stripe, appearing in about 4% of systems, is the longest lived metastable state with a lifetime that scales as L^3 [7]. A diagonal stripe decays by a random walk in the width of the stripe and almost always reaches one of the two homogeneous ground states. A simple random walk argument shows that the probability of the final state being all +1 is equal to the fraction of +1 spins in the diagonal stripe state. Thus the expected value of $q_\infty(L)$ averaged over the dynamics is approximately equal to $q_t(L)$ on the plateau, which justifies the approximation. For the largest size studied ($L = 500$), approximately 8% of pairs of twins are not yet absorbed at the end of the simulation. This fraction is to be expected if all unabsorbed pairs have a twin in a diagonal stripe state. Comparison between this approximation and the exact simulation for smaller sizes shows that the error due to the approximation is much smaller than the statistical errors due to the finite sample size.

The results for $\overline{q_\infty(L)}$ for quenches to $T = 0$ are shown in Fig. 2. We find that the data are well fit by a power law of the form $\overline{q_\infty(L)} = aL^{-b}$. We performed a series of power law fits in which we successively dropped smaller sizes. The only significant deviation from a power law fit occurs if the data from the smallest size, $L = 10$, are included. The quality of the fits is good and the results independent of the minimum size within the error bars indicating that the corrections to scaling are small. For example, if $L = 10$ and 20 are excluded the best fit result is $a = 0.81(3)$, $b = 0.46(1)$ with $\chi^2/\text{d.o.f.} = 0.51$ and the corresponding quality of fit is $Q = 0.95$. Our best estimate of b , taking into account both statistical and possible systematic errors, is 0.46 ± 0.02 .

The exponents b and θ_h can be related via a finite-size scaling ansatz. During coarsening, the typical domain size ξ grows as $\xi \sim t^{1/z}$ where z is the dynamic exponent for coarsening and $z = 2$ for zero temperature Glauber dynamics [6]. We therefore postulate the following finite size scaling form for $\overline{q_t(L)} \sim t^{-\theta_h} f(\frac{t^{1/z}}{L})$, where the function $f(x)$ is expected to behave as:

$$f(x) \sim \begin{cases} 1 & \text{for } x \ll 1, \\ x^{z\theta_h} & \text{for } x \gg 1. \end{cases} \quad (1)$$

The large x behavior is required to ensure that $\overline{q_t(L)}$ approaches a constant for large t and finite L . In particular, the $t \rightarrow \infty$ behavior is $\overline{q_\infty(L)} \sim L^{-z\theta_h}$, so that $b = z\theta_h = 2\theta_h$, which agrees within errors with our numerical results $b = 0.46 \pm 0.02$ and $\theta_h = 0.22 \pm 0.02$.

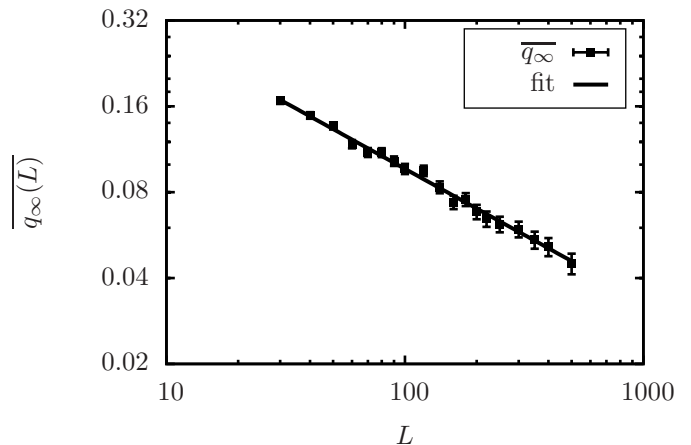


FIG. 2: $\overline{q_\infty(L)}$ vs. L for quenches to $T = 0$. The solid line is the best power law fit for sizes 20 to 500, and corresponds to $q_\infty(L) \sim L^{-0.46}$.

Since b is obtained from the data for many sizes while θ_h is obtained from a limited range in t and only two sizes, we consider b to be a more reliable value. We also considered initial conditions with random spins but fixed magnetization rather than infinite temperature. If the fixed magnetization is within $O(1/\sqrt{N})$ of zero, the results for b are the same as for the infinite temperature case.

Next we consider quenches to $T = 1$. These simulations are more difficult to carry out than for $T = 0$ and we use kinetic Monte Carlo to accelerate them. The curves for $\overline{q_t(L)}$ vs. t fall slightly below those found for $T = 0$ (see Fig. 1) as would be expected since thermal fluctuations should decrease $\overline{q_t(L)}$ relative to zero-temperature dynamics. Figure 3 shows the ratio $r(t) = (\overline{q_t(L)}_{T=1} - \overline{q_t(L)}_{T=0}) / \overline{q_t(L)}_{T=0}$ for various sizes. While the error bars are large, we see that $r(t)$ is approximately constant as a function of both t and L suggesting that the same heritability exponent applies for both $T = 0$ and $T = 1$. We believe that similar results would hold throughout the low temperature phase. It would be interesting to study quenches to the critical temperature where one might expect a different heritability exponent.

Heritability and persistence. Heritability is related, at least superficially, to the phenomena of persistence. In the context of phase ordering kinetics, persistence is defined as the fraction of spins that have not flipped from their initial values up to time t . This quantity is found to decay as a power law and the exponent θ_p is called the “persistence exponent.” Numerical simulations on the 2D Ising model with zero temperature non-conserved dynamics yield [11] $\theta_p = 0.22$ (with no error bars quoted) and [20] $\theta_p = 0.209(2)$ (error bars are only statistical). These numbers are within the error bars of the heritability exponent $\theta_h = 0.22 \pm 0.02$ obtained here.

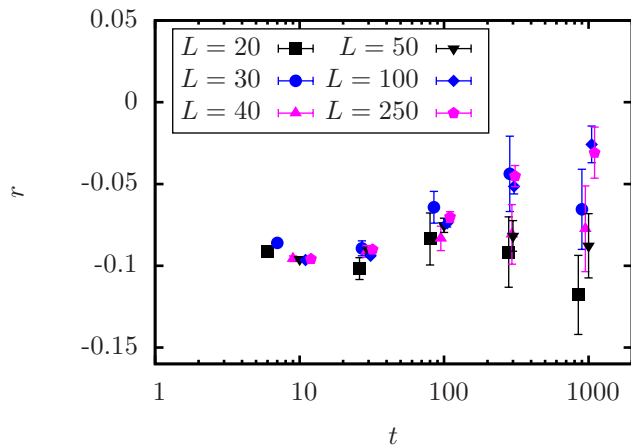


FIG. 3: (Color online) The fractional difference between the $T = 1$ and $T = 0$ heritability, $r(t)$ vs. time t for several system sizes L .

In addition, our exponent $b = 0.46 \pm 0.02$ describing the finite size decay of heritability can be compared directly to the finite-size persistence exponent $\theta_{\text{Ising}} = 0.45 \pm 0.01$ [21]. (As discussed in [23], the same finite scaling arguments that show that $b = z\theta_h$ demonstrate that θ_p defined in [11] and θ_{Ising} defined in [21] are related by $\theta_{\text{Ising}} = z\theta_p$.)

In contrast, for the one-dimensional ferromagnetic Ising model one can compute analytically both the persistence exponent and the heritability exponent using the mapping from zero-temperature Glauber dynamics to the voter model and to coalescing random walks (see, e.g., [22, 24]). It is shown in [12, 22] that $\theta_p = 3/8$, but related arguments can be used to show that $\theta_h = 1/2$ and $b = 1$. While the persistence and heritability exponents are distinct in one dimension, it may be that they are exactly the same in two dimensions or it may be that they are simply close but not identical.

Discussion. Motivated by general questions concerning the predictive power of initial configurations in systems evolving by stochastic dynamics, we studied the simple 2D homogeneous Ising ferromagnet with an initial state quenched from $T = \infty$ to $T = 0$ (and $T = 1$). In analogy to the classic approach to nature (initial configuration) vs. nurture (dynamical realization), we performed Monte Carlo studies of identical twins, $S^1(t)$ and $S^2(t)$, raised in independent dynamical environments with system sizes up to $L = 500$.

The quantity we focused on was the overlap $q_t(L)$ between $S^1(t)$ and $S^2(t)$, which was then averaged over 30,000 sets of identical twins to give $\overline{q_t(L)}$. Extensive studies of the asymptotic behavior of $q_t(L)$ for large t and L were performed. Our main conclusions are as follows:

- For finite L and $T = 0$, there are limiting absorbing states $S^j(\infty)$ and overlaps $\overline{q_\infty(L)} \sim aL^{-b}$ with $b =$

$$0.46 \pm 0.02.$$

- For zero and low temperature $\overline{q_t(L)}$ appears to approach an infinite volume limit $\overline{q_t}$ as $L \rightarrow \infty$ with $\overline{q_t} \sim dt^{-\theta_h}$ and $\theta_h = 0.22 \pm 0.02$. For the 2D Ising ferromagnet $\theta_h > 0$ so that memory of the initial state eventually decays to zero. However, the small value of θ_h shows that information about the initial state decays rather slowly.
- Finite size scaling considerations suggest that $b = 2\theta_h$, consistent with our numerically estimated values and with the exact 1D values.
- The numerical values of the heritability and persistence exponents are very close for the 2D Ising model, though these exponents are distinct in one dimension: for the 1D Ising model the heritability exponent is larger than the persistence exponent.

It is an interesting open question whether the heritability exponent is an independent non-equilibrium exponent or whether it is related to either the persistence exponent or, as suggested by an anonymous referee, the autocorrelation exponent. Additional simulations either of the Ising model in higher dimensions or for Potts models may resolve this question.

The research of JM was supported in part by NSF DMR-1208046. The research of JY, CMN and DLS was supported in part by NSF DMS-1207678 and that of CMN and DLS also in part by NSF OISE-0730136. Simulations were performed on the Courant Institute of Mathematical Sciences computer cluster and the University of Massachusetts Condensed Matter Theory cluster. We thank Sidney Redner for interesting discussions.

* Electronic address: jingy@princeton.edu

† Electronic address: machta@physics.umass.edu

‡ Electronic address: newman@cims.nyu.edu

§ Electronic address: daniel.stein@nyu.edu

- [1] C.M. Newman and D.L. Stein. Equilibrium pure states and nonequilibrium chaos. *J. Stat. Phys.*, 94: 709-722, 1999.
- [2] S. Nanda, C.M. Newman, and D.L. Stein. Dynamics of Ising spin systems at zero temperature. in *On Dobrushin's Way (from Probability Theory to Statistical Physics)*, R. Minlos, S. Shlosman and Y. Suhov, eds., *Amer. Math. Soc. Transl.* 2: 183-194, 2000.
- [3] P.M.C. de Oliveira, C.M. Newman, V. Sidoravichous, and D.L. Stein. Ising ferromagnet: Zero-temperature dynamical evolution. *J. Phys. A*, 39: 6841-6849, 2006.
- [4] G. F. Mazenko. Theory of unstable thermodynamic systems. *Phys. Rev. Lett.*, 63: 1605-1608, 1989.
- [5] G. F. Mazenko. Theory of unstable growth. *Phys. Rev. B*, 42: 4487-4505, 1990.
- [6] A. J. Bray. Theory of phase-ordering kinetics. *Adv. Phys.*, 43: 357-459, 1994.

- [7] V. Spirin, P. L. Krapivsky and S. Redner. Fate of zero-temperature Ising ferromagnets. *Phys. Rev. E*, 63: 036118, 2000.
- [8] V. Spirin, P. L. Krapivsky and S. Redner. Freezing in Ising ferromagnet. *Phys. Rev. E*, 65: 016119, 2001.
- [9] K. Barros, P. L. Krapivsky and S. Redner. Freezing into stripe states in two-dimensional ferromagnets and crossing probabilities in critical percolation. *Phys. Rev. E*, 80: 040101, 2009.
- [10] B. Derrida, A. J. Bray and C. Godreche. Non-trivial exponents in the zero temperature dynamics of the 1D Ising and Potts models. *J. Phys. A, Math. Gen.* 27: L357-L361, 1994.
- [11] D. Stauffer. Ising Spinodal Decomposition at $T=0$ in one to five dimensions. *J. Phys. A: Math. Gen.*, 27: 5029-5032, 1994.
- [12] B. Derrida, V. Hakim and V. Pasquier. Exact first-passage exponents of 1D domain growth: Relation to a reaction-diffusion model. *Phys. Rev. Lett.*, 75: 751-754, 1995.
- [13] B. Derrida. How to extract information from simulations of coarsening at finite temperature. *Phys. Rev. E*, 55: 3705-3707, 1997.
- [14] S. Cueille and C. Sire. Spin block persistence at finite temperature. *J. Phys. A: Math. Gen.*, 30: L791-L796, 1997.
- [15] S.A. Kauffman. Metabolic stability and epigenesis in randomly constructed genetic nets. *J. Theor. Biol.*, 22: 437-467, 1969.
- [16] M. Creutz. Deterministic Ising dynamics. *Ann. Phys.*, 167: 62-72, 1986.
- [17] H.E. Stanley, D. Stauffer, J. Kertesz and H. Hermann. Dynamics of spreading phenomena in two-dimensional Ising models. *Phys. Rev. Lett.*, 59: 2326-2328, 1987.
- [18] P. Grassberger. Damage spreading and critical exponents for model A Ising dynamics. *Physica A*, 214: 547-559, 1995.
- [19] H. Hinrichsen and M. Antoni. Identification of domain walls in coarsening systems at finite temperature. *Phys. Rev. E*, 57: 2650-2655, 1998.
- [20] S. Jain. Zero-temperature dynamics of the weakly disordered Ising model. *Phys. Rev. E* 59: R2493-R2495, 1999.
- [21] S. N. Majumdar and C. Sire. Survival probability of a Gaussian non-Markovian process: Application to the $T=0$ dynamics of the Ising model. *Phys. Rev. Lett.*, 77: 1420-1423, 1996.
- [22] B. Derrida, V. Hakim and V. Pasquier. Exact exponent for the number of persistent spins in the zero-temperature dynamics of the one-dimensional Potts model. *J. Stat. Phys.*, 85: 763-797, 1996.
- [23] G. Manoj and P. Ray. Persistence in higher dimension: A finite size scaling study. *Phys. Rev. E*, 62: 7755-7758, 2000.
- [24] L.R. Fontes, M. Isopi, C.M. Newman and D.L. Stein. Aging in 1D discrete spin models and equivalent systems. *Phys. Rev. Lett.*, 87: 110201-1-110201-4, 2001.