

The CP-violating type-II 2HDM and Charged Higgs boson benchmarks

Lorenzo BASSO^a, Anna LIPNIACKA^b, Farvah MAHMOUDI^{cd}, Stefano MORETTI^{ef}, Per OSLAND^{*b}, Giovanni Marco PRUNA^g and Mahdi PURMOHAMMADI^b

^a *Albert-Ludwigs-Universität - Fakultät für Mathematik und Physik,
D-79104 Freiburg i. Br., Germany*

^b *Department of Physics and Technology, University of Bergen,
Postboks 7803, N-5020 Bergen, Norway*

^c *CERN Theory Division, Physics Department,
CH-1211 Geneva 23, Switzerland*

^d *Clermont Université, Université Blaise Pascal, CNRS/IN2P3, LPC,
BP 10448, 63000 Clermont-Ferrand, France*

^e *School of Physics & Astronomy, University of Southampton, Highfield,
Southampton SO17 1BJ, UK*

^f *Particle Physics Department, Rutherford Appleton Laboratory,
Chilton, Didcot, Oxon OX11 0QX, UK*

^g *Paul Scherrer Institute, CH-5232 Villigen PSI, Switzerland*

E-mails: Lorenzo.Basso@physik.uni-freiburg.de,
Anna.Lipniacka@ift.uib.no, Mahmoudi@in2p3.fr,
S.Moretti@soton.ac.uk, Per.Osland@ift.uib.no,
Giovanni-Marco.Pruna@psi.ch, Mahdi.PurMohammadi@ift.uib.no

We review and update the interpretation of the 125 GeV scalar as the lightest Higgs boson of the Two-Higgs-Doublet Model, allowing for CP violation in the potential. The detection of a charged Higgs boson would exclude the Standard Model. Proposed benchmarks for charged-Higgs searches in the channel $pp \rightarrow H^+W^-X \rightarrow W^+W^-H_1X$ are reviewed and updated.

Proceedings of the Corfu Summer Institute 2012 "School and Workshops on Elementary Particle Physics and Gravity"

September 8-27, 2012

Corfu, Greece

^{*}Speaker.

[†]The speaker is very grateful to George Zoupanos and the Organizing Committee of the Corfu Summer Institute 2012 for their invitation and hospitality. This research was supported in part by the National Science Foundation under Grant No. NSF PHY11-25915, by the Norwegian Research Council and by the European Community's Seventh Framework Programme (FP7/2007-2013) under grant agreement No. 290605 (PSI-FELLOW/COFUND).

1. Introduction and notation

One of the most pressing questions in particle physics today is to determine whether or not the discovered Higgs-like particle [1, 2] is compatible with the Standard-Model expectations [3], or whether it belongs to an enlarged scalar sector. The most popular extension is certainly the supersymmetric one [4], but while waiting for hints of supersymmetry, it may be worthwhile to entertain also other possibilities [5].

We shall here review and update the interpretation of the 125 GeV Higgs particle in the Two-Higgs-Doublet model [6], with Type II Yukawa couplings, like in the MSSM. In the spirit of the original motivation for the model, we allow CP violation [7] (see also Ref. [8]), and take the potential to be

$$\begin{aligned}
 V = & \frac{\lambda_1}{2}(\Phi_1^\dagger \Phi_1)^2 + \frac{\lambda_2}{2}(\Phi_2^\dagger \Phi_2)^2 + \lambda_3(\Phi_1^\dagger \Phi_1)(\Phi_2^\dagger \Phi_2) \\
 & + \lambda_4(\Phi_1^\dagger \Phi_2)(\Phi_2^\dagger \Phi_1) + \frac{1}{2} \left[\lambda_5(\Phi_1^\dagger \Phi_2)^2 + \text{h.c.} \right] \\
 & - \frac{1}{2} \left\{ m_{11}^2(\Phi_1^\dagger \Phi_1) + [m_{12}^2(\Phi_1^\dagger \Phi_2) + \text{h.c.}] + m_{22}^2(\Phi_2^\dagger \Phi_2) \right\}.
 \end{aligned} \tag{1.1}$$

with m_{12}^2 and λ_5 complex.

The potential uniquely determines the mass spectrum. There are three neutral states, H_1 , H_2 and H_3 , with masses $M_1 \leq M_2 \leq M_3$, and a charged pair, H^\pm , with mass M^\pm . With the field decomposition (ghosts are removed):

$$\Phi_1 = \begin{pmatrix} -s_\beta H^+ \\ \frac{1}{\sqrt{2}}[v_1 + \eta_1 - i s_\beta \eta_3] \end{pmatrix}, \quad \Phi_2 = \begin{pmatrix} c_\beta H^+ \\ \frac{1}{\sqrt{2}}[v_2 + \eta_2 + i c_\beta \eta_3] \end{pmatrix}. \tag{1.2}$$

where $c_\beta = \cos \beta$ and $s_\beta = \sin \beta$, and the ratio defines $\tan \beta = v_2/v_1$, the neutral Higgs states can be expressed via a rotation matrix R as

$$\begin{pmatrix} H_1 \\ H_2 \\ H_3 \end{pmatrix} = R \begin{pmatrix} \eta_1 \\ \eta_2 \\ \eta_3 \end{pmatrix}. \tag{1.3}$$

The rotation matrix can be parametrized in terms of 3 rotation angles, α_j [9].

It is instructive to take the input parameters in terms of quantities that have a more direct physical interpretation. A convenient choice is to specify the masses of the two lightest Higgs bosons (M_1 , M_2), as well as that of the charged one, M^\pm . Supplementing these data by $\tan \beta$, the three angles α_j , as well as $\mu^2 = \text{Re } m_{12}^2 / (2 \cos \beta \sin \beta)$, the potential can be trivially reconstructed [10, 11]. This is useful, since some of the theoretical constraints (see below) are more simply expressed in terms of the potential parameters.

2. Constraints

The parameter space is constrained both by theoretical considerations, and by experimental data.

2.1 Theory constraints

We impose the familiar theory constraints: positivity, tree-level unitarity, and perturbativity. In addition, we impose the less familiar constraint of requiring that the potential minimum be a global one. This is computationally rather expensive, and therefore checked only if all other constraints (including experimental ones) are satisfied. For details, see Ref. [6].

2.2 Experimental constraints

We impose the constraints from flavor physics (in particular, $b \rightarrow s\gamma$), $\Gamma(Z \rightarrow b\bar{b})$, and electroweak precision observables T and S . While allowing for CP violation opens up a larger parameter space than CP-conserving models, one has to make sure that excessive CP violation is not induced. A representative observable that is easily checked, is the electron electric dipole moment. For details, see Ref. [6].

As compared with our original work, the LHC constraints have tightened: ATLAS has presented the new (preliminary) result $R_{\gamma\gamma} = 1.65 \pm 0.3$ [12], where

$$R_{\gamma\gamma} = \frac{\sigma(pp \rightarrow H_1 X) \text{BR}(H_1 \rightarrow \gamma\gamma)}{\sigma(pp \rightarrow H_{\text{SM}} X) \text{BR}(H_{\text{SM}} \rightarrow \gamma\gamma)}. \quad (2.1)$$

As a 2- σ interval, we allow $1.05 \leq R_{\gamma\gamma} \leq 2.33$. The exclusion of values below unity has significant implications for the allowed parameter range.¹

Also, CMS has presented more tight exclusions of a SM-like Higgs particle in the high-mass region [14],

$$R_{ZZ} = \frac{\sigma(pp \rightarrow H_j X) \text{BR}(H_j \rightarrow ZZ)}{\sigma(pp \rightarrow H_{\text{SM}} X) \text{BR}(H_{\text{SM}} \rightarrow ZZ)}, \quad (2.2)$$

having implications for how strongly the heavier partners, H_2 and H_3 can couple to W and Z . Also, both ATLAS [12] and CMS [14] presented new results on R_{ZZ} and R_{WW} , relevant for H_1 . As a 2- σ envelope covering both the ZZ and WW channels, we adopt the range $0.3 \leq R_{VV} \leq 2.7$. Finally, we also take into account new preliminary results from a $H \rightarrow b\bar{b}$ search [15], yielding the 2- σ range $0.49 \leq R_{b\bar{b}} \leq 1.69$, with $R_{b\bar{b}}$ defined in analogy with (2.1) and (2.2).

In both (2.1) and (2.2), we approximate the cross section ratio by the corresponding ratio of gluon-gluon branching ratios,

$$\frac{\sigma(pp \rightarrow H_j X)}{\sigma(pp \rightarrow H_{\text{SM}} X)} \simeq \frac{\Gamma(H_j \rightarrow gg)}{\Gamma(H_{\text{SM}} \rightarrow gg)}, \quad (2.3)$$

i.e., we consider only production via the dominant gluon-gluon fusion.

It is interesting to see how the new data have led to a shrinking of the allowed parameter space. We shall refer to the constraints described above as “Moriond 2013” and compare the still allowed parameter space to that allowed by the constraints considered in Ref. [6], which we refer to as “2012”. Since the constraints on R_{VV} and $R_{b\bar{b}}$ are still rather loose, the main impact of the new

¹ After this scan was performed, also CMS released their updated results for $R_{\gamma\gamma}$ [13]. They find the 2- σ range $0.26 \leq R_{\gamma\gamma} \leq 1.34$, significantly lower than that obtained by ATLAS, and adopted here. Since the ATLAS and CMS results barely overlap, our scans should not be taken as definitive, but rather as an illustration of how improved data can further constrain the model.

data are in the following two sectors: (1) tighter constraints on how H_2 and H_3 couple to ZZ (or W^+W^-), and (2) tighter constraints on how H_1 couples to photons, $R_{\gamma\gamma}$.

Key features of these LHC constraints can be summarized as follows:

$$\text{“2012” [6]:} \quad H_1 \rightarrow \gamma\gamma: 0.5 \leq R_{\gamma\gamma} \leq 2, \quad H_{2,3} \rightarrow VV: \text{ Ref. [16, 17]} \quad (2.4)$$

$$\text{“Moriond 2013”}: \quad H_1 \rightarrow \gamma\gamma: 1.03 \leq R_{\gamma\gamma} \leq 2.33, \quad H_{2,3} \rightarrow VV: \text{ Ref. [12, 14]} \quad (2.5)$$

3. Allowed parameter space

We shall here illustrate how the allowed parameter space has shrunk as a result of the recent LHC results, and determine remaining regions.

3.1 The general CP-violating case

The $H_1 t\bar{t}$ coupling is essential to the production of H_1 via gluon-gluon fusion. In the general case, the $H_i t\bar{t}$ coupling differs from that of the SM by the factor

$$H_j t\bar{t} \sim \frac{1}{\sin\beta} [R_{j2} - i\gamma_5 \cos\beta R_{j3}], \quad (3.1)$$

where R_{jk} refers to the matrix defined by Eq. (1.3). Two points are worth noting: (1) At low $\tan\beta$, a reduced value of $|R_{12}| = |\sin\alpha_1 \cos\alpha_2|$ can be compensated for by the factor $\sin\beta$ in the denominator, and (2) there is an additional contribution from the pseudoscalar coupling, proportional to $R_{13}/\tan\beta$ (and a different loop function).

For the $H_1 \rightarrow \gamma\gamma$ rate, the $H_1 W^+W^-$ coupling is likewise essential. The $H_j ZZ$ (and $H_j W^+W^-$) coupling is, relative to that of the SM, given by

$$H_j ZZ \ (H_j W^+W^-) \sim [\cos\beta R_{j1} + \sin\beta R_{j2}]. \quad (3.2)$$

This coupling, for H_2 and H_3 , is also important for the constraint from the high-mass exclusion of a Higgs particle, since the most sensitive channels are various sub-channels of the $H \rightarrow ZZ$ and $H \rightarrow W^+W^-$ ones.

We shall show a few scans over the α -space, identifying allowed regions. We start with the case

$$\tan\beta = 1, \quad M_2 = 400 \text{ GeV}, \quad M_{H^\pm} = 400 \text{ GeV}, \quad (3.3)$$

and two values of μ , namely $\mu = 250 \text{ GeV}$ and $\mu = 350 \text{ GeV}$. In Fig. 1 we show allowed regions in the α_1 - α_2 plane, whereas in Fig. 2 we show allowed regions in the α_2 - α_3 plane. We see that the new constraints permit solution for both values of μ (for these values of $\tan\beta$, M_2 and M_{H^\pm}). However, the case of $\mu = 200 \text{ GeV}$, studied in Ref. [6], is no longer allowed. This is due to the new constraint on $R_{\gamma\gamma}$.

Already within the “2012” constraints, the parameter space is very constrained, as shown in green (in some cases, this is practically covered by the blue and black regions). When we impose the constraints from the high-mass exclusion (reduced couplings of H_2 and H_3), we obtain the blue regions. When we also impose the $R_{\gamma\gamma}$ constraint, we are left with the black regions.

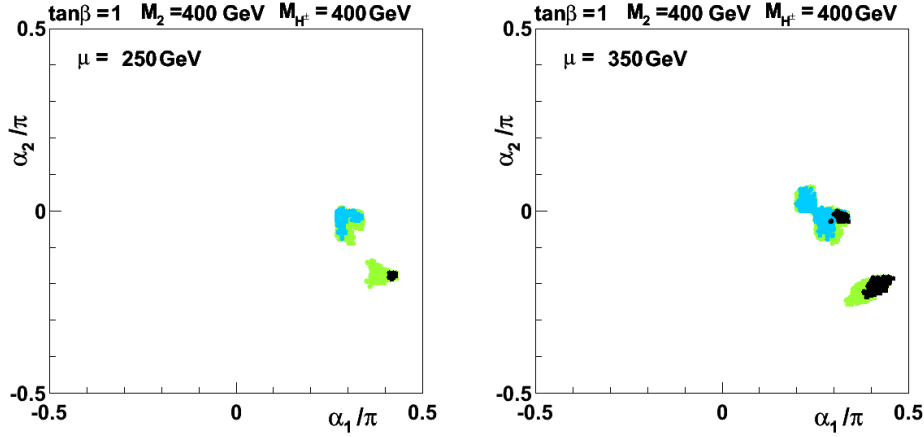


Figure 1: Allowed regions in the α_1 – α_2 parameter space, with “2012” (green) and “Moriond 2013” constraints (blue and black), for $\tan\beta = 1$, $M_2 = 400$ GeV and $M_{H^\pm} = 400$ GeV.

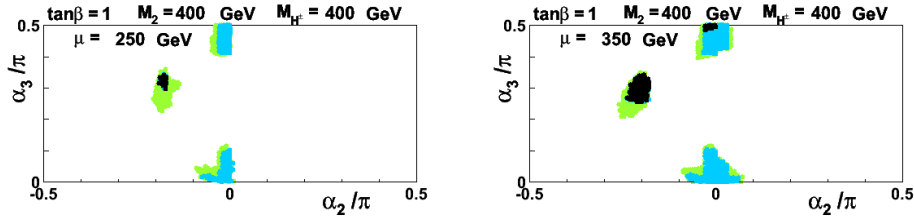


Figure 2: Allowed regions in the α_2 – α_3 parameter space, with “2012” (green) and “Moriond 2013” constraints (blue and black), for $\tan\beta = 1$, $M_2 = 400$ GeV and $M_{H^\pm} = 400$ GeV.

In these examples, there are three regions that are almost or fully allowed (see Fig. 2). There are two regions at small values of α_2 , one around $\alpha_3 = 0$, and the other around $\alpha_3 = \pi/2$. These both have $\alpha_1 \sim \pi/4$. The third region has $\alpha_2 < 0$, somewhat larger values of α_1 , and $\alpha_3 \sim \pi/4$.

The two first-mentioned regions are close to CP-conserving limits. We recall that $H_3 = A$ corresponds to $(\alpha_2, \alpha_3) = (0, 0)$, whereas $H_2 = A$ corresponds to $(\alpha_2, \alpha_3) = (0, \pi/2)$ [11], A being the CP-odd boson.

As a second example, we consider

$$\tan\beta = 1, \quad M_2 = 500 \text{ GeV}, \quad M_{H^\pm} = 400 \text{ GeV}, \quad (3.4)$$

and show allowed regions in Figs. 3 and 4 for two values of μ , this time 350 and 400 GeV.

For the lower value of μ , two of the three regions described above, are connected. In fact, a large region of CP-violating parameter sets is allowed. For the higher value of μ , all three regions are allowed, but distinct.

As a third example, we consider $\tan\beta = 2$, with $M_2 = M_{H^\pm} = 400$ GeV, in Figs. 5 and 6. Here, we take $\mu = 250$ GeV and $\mu = 400$ GeV. In this case, the blue regions practically cover the green regions, meaning that the “Moriond 2013” constraints in the high-mass region have little impact. Instead, the new $R_{\gamma\gamma}$ constraint significantly reduces the allowed regions (black). Indeed, the low- μ

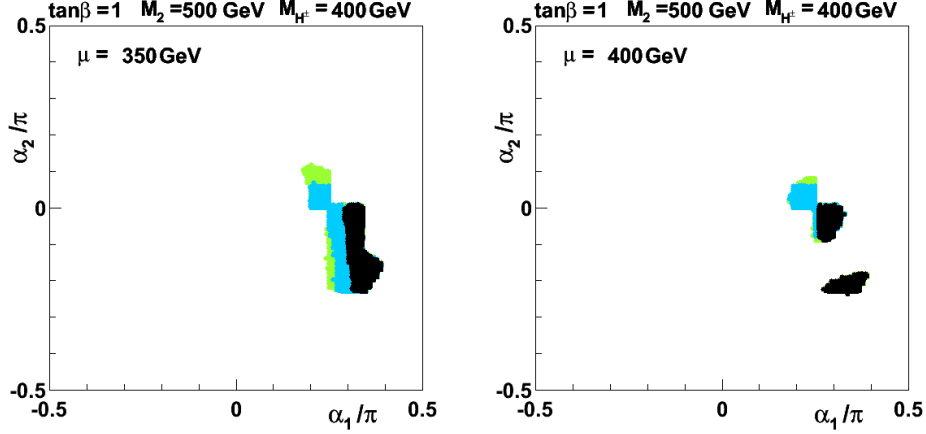


Figure 3: Allowed regions in the α_1 – α_2 parameter space, with “2012” (green) and “Moriond 2013” constraints (blue and black), for $\tan\beta = 1$, $M_2 = 500$ GeV and $M_{H^\pm} = 400$ GeV.

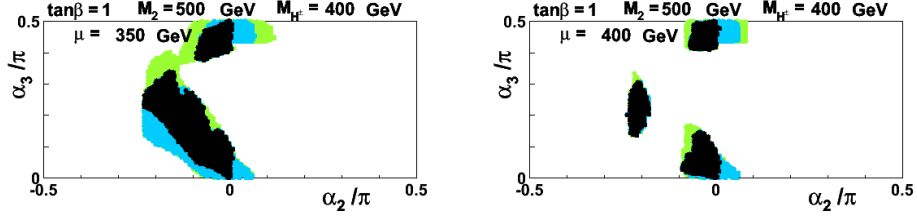


Figure 4: Allowed regions in the α_2 – α_3 parameter space, with “2012” (green) and “Moriond 2013” constraints (blue and black), for $\tan\beta = 1$, $M_2 = 450$ GeV and $M_{H^\pm} = 400$ GeV.

case is fully excluded. For $\mu = 400$ GeV, there is a major difference with respect to the $\tan\beta = 1$ case: the whole range of α_3 -values is allowed, i.e., in addition to the CP-conserving limits also a band in the CP-violating interior of the α_2 – α_3 space is allowed.

In Tables 1 and 2 we summarize the results of very coarse scans over μ , for selected grids in M_2 and M_{H^\pm} . Centered roughly around the average of these values, 50 GeV increments in μ are explored and reported in these tables. For example, the notation “[250,350]” means that μ values of 250, 300 and 350 give allowed solutions, whereas the next values below (200) and above (400) do not.

$M_{H^\pm} \backslash M_2$	300	350	400	450	500
500	none	none	none	none	[450,500]
450	none	[250,350]	[300,400]	[350,450]	[400,450]
400	none	[250,350]	[250,400]	[300,400]	[350,400]

Table 1: Some allowed values of μ for selected values of M_2 and M_{H^\pm} [all in GeV], for $\tan\beta = 1$.

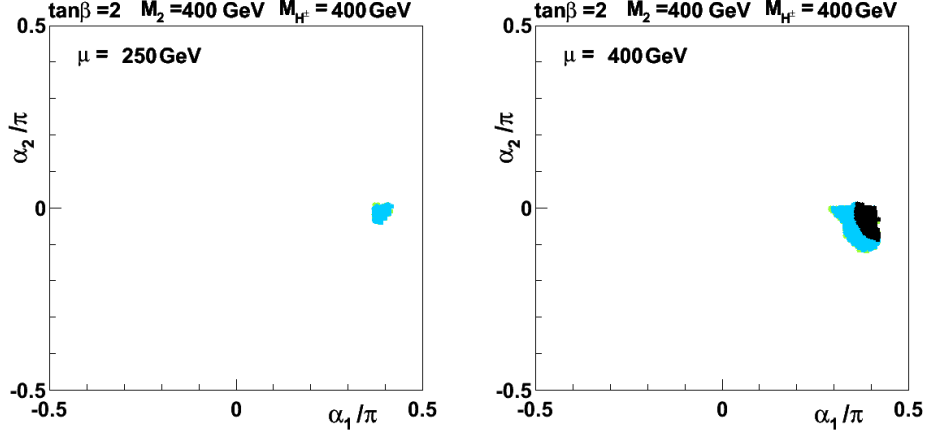


Figure 5: Allowed regions in the α_1 - α_2 parameter space, with “2012” (green) and “Moriond 2013” constraints (blue and black), for $\tan\beta = 2$, $M_2 = 400$ GeV and $M_{H^\pm} = 400$ GeV.

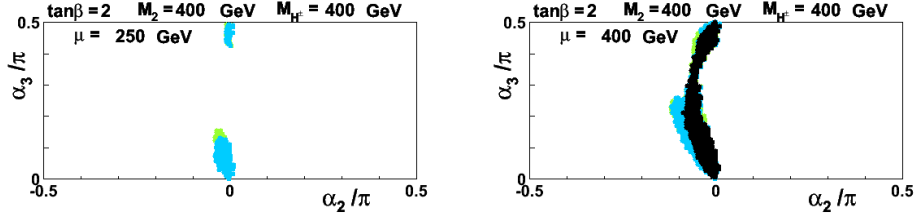


Figure 6: Allowed regions in the α_2 - α_3 parameter space, with “2012” (green) and “Moriond 2013” constraints (blue and black), for $\tan\beta = 2$, $M_2 = 400$ GeV and $M_{H^\pm} = 400$ GeV.

$M_{H^\pm} \backslash M_2$	300	350	400	450	500
500	none	none	none	none	[500]
450	none	none	[400]	[400,450]	[450,500]
400	none	[350]	[350,450]	[350,450]	[400]

Table 2: Some allowed values of μ for selected values of M_2 and M_{H^\pm} [all in GeV], for $\tan\beta = 2$.

We see that the allowed range of μ is rather narrow, and constrained to lie around $\mathcal{O}(M_2, M_{H^\pm})$. See also the discussion in sect. 5.

Related aspects of the model were presented recently [18]. We agree with the findings of those authors that it is difficult for this model to yield high values of $R_{\gamma\gamma}$ consistent with the other constraints.

3.2 The CP-conserving case

There are three CP-conserving limits, any one of H_1 , H_2 or H_3 (with $M_1 \leq M_2 \leq M_3$) could be CP-odd, usually referred to as A . We shall here discuss the case $H_3 = A$, which in the above

terminology corresponds to $\alpha_2 = 0$, $\alpha_3 = 0$, namely the origin in Figs. 2, 4 and 6. In Figs. 7 and 8 we show allowed regions in the α_1 - M_3 plane, in the same color code as above. Two values of $\tan\beta$ are studied (1 and 3), and two values of M_2 (400 and 600 GeV).

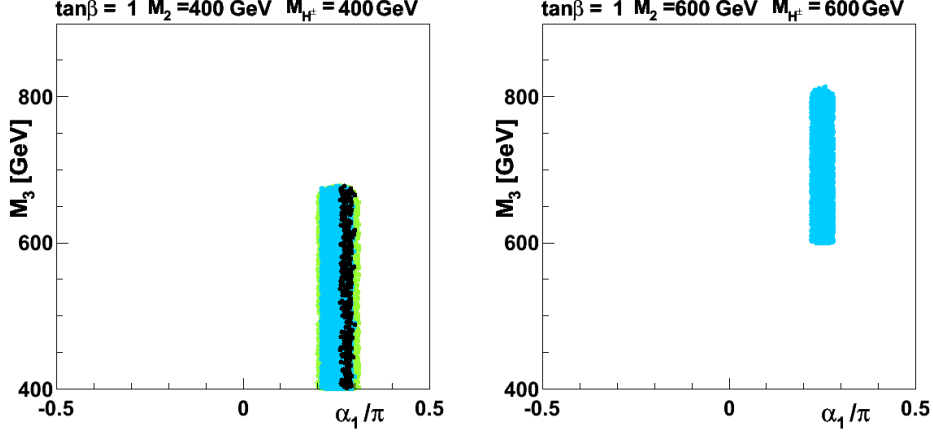


Figure 7: Allowed regions in the α_1 - M_3 parameter space, with “2012” (green) and “Moriond 2013” constraints (blue and black), for $\tan\beta = 1$, $M_2 = 400$ GeV and 600 GeV.

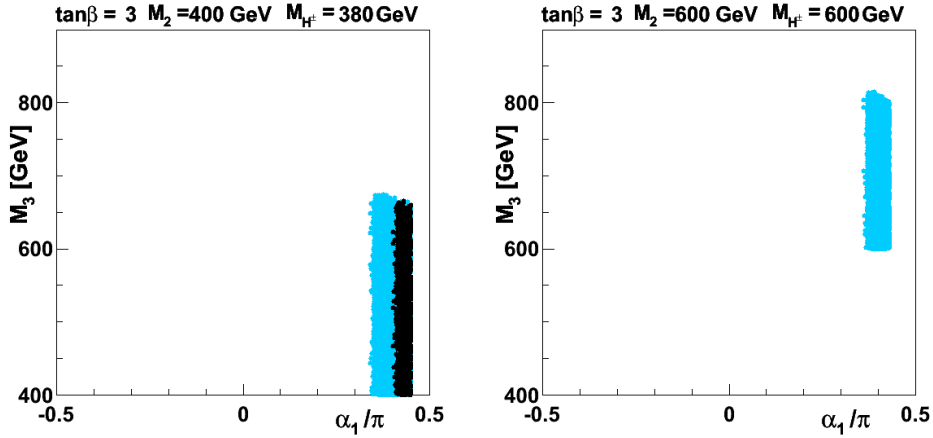


Figure 8: Allowed regions in the α_1 - M_3 parameter space, with “2012” (green) and “Moriond 2013” constraints (blue and black), for $\tan\beta = 3$, $M_2 = 400$ GeV and 600 GeV.

In this limit, the H_iZZ (or $H_iW^+W^-$) couplings are proportional to

$$H_1ZZ \sim \cos(\beta - \alpha_1), \quad H_2ZZ \sim \sin(\beta - \alpha_1), \quad H_3ZZ = 0, \quad (3.5)$$

(in the familiar notation of the CP-conserving model, $\cos(\beta - \alpha_1) \rightarrow \sin(\beta - \alpha)$ and $\sin(\beta - \alpha_1) \rightarrow -\cos(\beta - \alpha)$). Thus, maximizing the $H_1W^+W^-$ coupling (in order to obtain an acceptable $H_1 \rightarrow \gamma\gamma$ rate), simultaneously makes the H_2ZZ coupling small, and the tightened “Moriond 2013” high-mass exclusion has little effect. In fact, for the CP-conserving case, it is only at low $\tan\beta$ and

low M_2 (see left panel of Fig. 7) that they have any impact. For higher values of $\tan\beta$ and M_2 , even rather loose constraints (2.4) on $H_1 \rightarrow \gamma\gamma$ are more relevant than the high-mass “Moriond 2013” exclusion applied to H_2 and H_3 .

For low values of M_2 , the new $R_{\gamma\gamma}$ constraints significantly reduce the allowed range in α_1 , whereas for higher values of M_2 everything is excluded.

The CP-conserving case was recently studied in [19, 20, 21, 22]. Our results are in qualitative agreement with one notable exception: Eberhardt *et al.* [22] find that high masses (of order 1 TeV) are allowed, whereas we do not. We comment on that limit in Sect. 5.

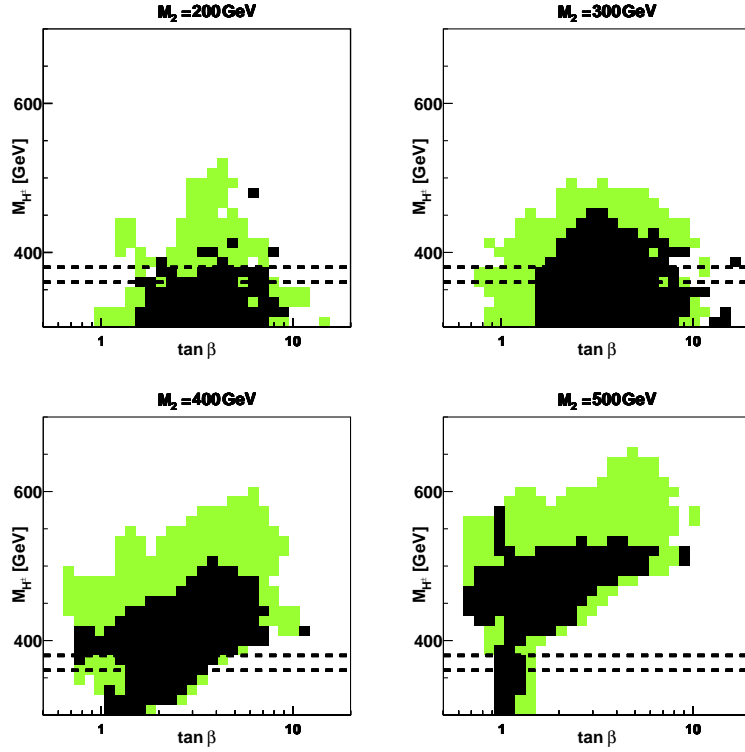


Figure 9: Allowed regions in the $\tan\beta$ – M_{H^\pm} parameter space, without (green) and with (black) the recent LHC constraints, for $M_1 = 125$ GeV and four values of M_2 , as indicated. The dashed lines show the recent lower bounds at 360 and 380 GeV [23].

3.3 Overview vs $\tan\beta$ and M_{H^\pm}

In Fig. 9 we present an overview, in the $\tan\beta$ – M_{H^\pm} plane, of allowed regions. Two colors are used: green refers to regions considered allowed in our 2012 paper [6], whereas black refers to regions compatible with the recent “Moriond 2013” constraints (adopting the ATLAS range for $R_{\gamma\gamma}$). The horizontal dashed lines represent the recent constraint from $b \rightarrow s\gamma$ transitions [23], according to which, $M_{H^\pm} < 360$ or 380 GeV is excluded for all $\tan\beta$. (The published version of the paper quotes both these values, depending on the choice of input.)

The new constraints from LHC are seen to significantly reduce the allowed region in parameter space, in particular at high values of M_{H^\pm} . However, we note that they depend on adopting the ATLAS result for $R_{\gamma\gamma}$ [12].

4. Charged Higgs Benchmarks

We consider the production of the charged Higgs boson in association with a W boson, and its decay to a neutral Higgs boson and a second W :

$$pp \rightarrow W^\mp H^\pm \rightarrow W^\mp W^\pm H_1 \rightarrow W^\mp W^\pm b\bar{b} \rightarrow 2j + 2b + 1\ell + \text{MET}. \quad (4.1)$$

i.e., we let one W decay hadronically, and the other leptonically.

There is a considerable $t\bar{t}$ background, but it was found [6] that a certain combination of cuts can reduce this background to a tolerable level (see also Ref. [24]).

In Ref. [6] we proposed a set of benchmarks, which, in addition to being compatible with the constraints, also yielded acceptable signal rates for the above channel. In the face of the new LHC constraints, they are *all excluded*. Then, in the spirit of our previous work, we have adopted the same procedure and picked new benchmarks which could replace the old ones with no qualitative modification of our previous strategy to clean the signal from the background. In Table 3 we present a new set of candidate points: the value of $\tan\beta$ is chosen to be $\mathcal{O}(1)$ and the free mass parameters are $\sim 400 - 500$ GeV.

	α_1/π	α_2/π	α_3/π	$\tan\beta$	M_2	$M_{H^\pm}^{\min}, M_{H^\pm}^{\max}$
P'_1	0.27	-0.002	0.045	1	400	~ 400
P'_2	0.27	-0.02	0.02	1	400	~ 400
P'_3	0.29	-0.03	0.03	1	450	~ 400
P'_4	0.38	-0.22	0.26	1	450	~ 450
P'_5	0.37	-0.15	0.23	1	500	~ 400
P'_6	0.38	-0.02	0.04	2	400	~ 400
P'_7	0.39	-0.03	0.13	2	400	~ 400
P'_8	0.38	-0.0005	0.49	2	400	~ 400

Table 3: New benchmark points selected from the allowed parameter space. Masses M_2 and allowed range of M_{H^\pm} are in GeV, and $\mu \simeq \min(M_2, M_{H^\pm})$.

All the candidate points are allowed by the theoretical and experimental constraints that we have described in the previous sections, but the open question is whether at these benchmarks our selection strategy is still allowed. In order to establish this, we must profile the charged Higgs at each point of the parameter space and check if there is room for an observation at the LHC. In Table 4 we show the branching ratios for the charged Higgs boson main decay channels: WH_1 , tb and ts . Since we are interested in decay and production associated with bosons, we focus on the WH_1 decay mode. From the table is clear that the points P'_4 , P'_5 and P'_7 provide interesting branching ratio values.

Thereafter, in Table 5 we present the cross sections for the main charged Higgs production channels at the LHC with $\sqrt{s} = 8$ TeV and $\sqrt{s} = 14$ TeV. Again, we are interested in the production

	P'_1	P'_2	P'_3	P'_4	P'_5	P'_6	P'_7	P'_8
$W^+ H_1$	0.0034	0.0067	0.020	0.35	0.21	0.037	0.071	0.025
$t\bar{b}$	0.99	0.99	0.98	0.64	0.79	0.96	0.93	0.97
$t\bar{s}$	0.0016	0.0016	0.0016	0.0010	0.0012	0.0015	0.0015	0.0015

Table 4: Branching ratios of the main charged Higgs decay channels.

associated with bosons, in particular the most sizeable one, which is $H^\pm W^\mp$. By direct comparison, we immediately see that the most promising points are represented by the choice P'_1, P'_2, P'_3, P'_5 and P'_6 .

	P'_1	P'_2	P'_3	P'_4	P'_5	P'_6	P'_7	P'_8
$H^\pm H_i(8)$	0.0010	0.00099	0.00073	0.0013	0.0013	0.00075	0.00092	0.0010
$H^\pm H_i(14)$	0.0043	0.0042	0.0033	0.0049	0.0049	0.0033	0.0039	0.0043
$H^\pm W(8)$	0.18	0.18	0.19	0.059	0.20	0.13	0.041	0.042
$H^\pm W(14)$	1.24	1.19	1.15	0.40	1.02	0.62	0.26	0.28
$H^\pm t(8)$	0.31	0.31	0.31	0.21	0.26	0.078	0.078	0.078
$H^\pm t(14)$	1.97	1.97	1.97	1.39	1.69	0.49	0.49	0.49

Table 5: Cross sections (pb) for the charged Higgs production channels at the LHC with $\sqrt{s} = 8 - 14$ TeV.

If we combine the two results, it is clear that the best candidate is P'_5 , which shows the best features for both the production and the decay. Such strong production is triggered by the high value of the H_2 mass (500 GeV), which produces a charged Higgs H^\pm (400 GeV) together with a vector boson W^\pm (~ 80 GeV) almost resonantly. This point has a very similar behaviour to the benchmarks P_5 and P_6 of Refs. [6, 24], for which our proposed strategy can be easily applied. We can conclude that the portion of the parameter space in the neighborhood of P'_5 is a good candidate for a charged Higgs analysis in association with bosons.

5. High masses and high $\tan\beta$

The parameter space is severely constrained at high values of M_{H^\pm} and $\tan\beta$. There is actually an interplay of three constraints that operate in this region. Below, we shall comment on these.

First of all, the electroweak precision data, in particular T (or $\Delta\rho$), severely constrain the *splitting* of the second doublet. However, in the exact limit

$$M_2 = M_3 = M_{H^\pm} \equiv M, \quad (5.1)$$

the additional contributions to T cancel. So this particular constraint can be evaded by such tuning of the heavy masses, which we will explore in the following.

There is a price to pay, the “soft” mass parameter must be carefully tuned, $\mu \simeq M$, due to the positivity and unitarity constraints. In the limit when M and μ both are large (compared to M_1) and

$\tan \beta \gg 1$, we find [11]

$$\lambda_1 \simeq \frac{\tan^2 \beta}{v^2} [c_1^2 c_2^2 M_1^2 + (1 - c_1^2 c_2^2) M^2 - \mu^2], \quad (5.2a)$$

$$\lambda_2 \simeq \frac{1}{v^2} [s_1^2 c_2^2 M_1^2 + (1 - s_1^2 c_2^2) M^2], \quad (5.2b)$$

$$\lambda_3 \simeq \frac{\tan \beta}{v^2} [c_1 s_1 c_2^2 (M_1^2 - M^2)] + \frac{1}{v^2} [2M^2 - \mu^2], \quad (5.2c)$$

$$\lambda_4 \simeq \frac{1}{v^2} [s_2^2 M_1^2 + (c_2^2 - 2) M^2 + \mu^2], \quad (5.2d)$$

$$\text{Re } \lambda_5 \simeq \frac{1}{v^2} [-s_2^2 M_1^2 + (\mu^2 - c_2^2 M^2)], \quad (5.2e)$$

$$\text{Im } \lambda_5 \simeq \frac{1}{v^2} c_2 s_2 (c_1 + \tan \beta s_1) (M^2 - M_1^2). \quad (5.2f)$$

In the CP-conserving limit with $c_2 = 1$ and $H_3 = A$, we have

$$\lambda_1 \simeq \frac{\tan^2 \beta}{v^2} [c_1^2 M_1^2 + s_1^2 M^2 - \mu^2], \quad (5.3a)$$

$$\lambda_2 \simeq \frac{1}{v^2} [s_1^2 M_1^2 + c_1^2 M^2], \quad (5.3b)$$

$$\lambda_3 \simeq \frac{\tan \beta}{v^2} c_1 s_1 (M_1^2 - M^2) + \frac{1}{v^2} [2M^2 - \mu^2], \quad (5.3c)$$

$$\lambda_4 \simeq \frac{1}{v^2} (\mu^2 - M^2), \quad (5.3d)$$

$$\text{Re } \lambda_5 \simeq \frac{1}{v^2} (\mu^2 - M^2), \quad (5.3e)$$

$$\text{Im } \lambda_5 = 0. \quad (5.3f)$$

Tree-level unitarity roughly requires $|\lambda_i| < 8\pi$ [25]. From Eqs. (5.2d) and (5.2e) it follows that we must have $c_2 \simeq 1$ and $\mu \simeq M$. Eqs. (5.2a) and (5.2b) further require $|s_1| \simeq 1$. The latter statement is made more precise by considering Eq. (5.2c), from which it follows that $c_1 \tan \beta M^2 / v^2 \leq \mathcal{O}(1)$, meaning that when $\tan \beta$ is large, c_1 must be very small, or α_1 close to $\pm\pi/2$.

The positivity constraints can be written as [26]

$$\lambda_1 > 0, \quad \lambda_2 > 0, \quad (5.4a)$$

$$\lambda_3 + \min[0, \lambda_4 - |\lambda_5|] > -\sqrt{\lambda_1 \lambda_2}. \quad (5.4b)$$

The first of these equations, together with Eq. (5.2a), leads to $\mu \leq M$. Then, $\min[0, \lambda_4 - |\lambda_5|] = -2(M^2 - \mu^2)/v^2$. By unitarity, the RHS of Eq. (5.4b) can not be lower than -8π . Thus, we have a bound on $\tan \beta$, unless $c_1 s_1$ vanishes:

$$c_1 s_1 \tan \beta < \frac{M^2 + 8\pi v^2}{M^2 - M_1^2}, \quad (5.5)$$

where we have approximated $\mu \simeq M$. On the other hand, if we set $s_1 = 1$ (but keep $\mu < M$), we find

$$\tan \beta < \sqrt{\frac{8\pi v^2}{M^2 - \mu^2}}. \quad (5.6)$$

Clearly, large values of $\tan\beta$ require either $c_1 s_1 \rightarrow 0$ or $\mu \rightarrow M$. For $\mu = 0$, the cut-off is around $\tan\beta = 5\text{--}7$, depending on the value of M_{H^\pm} considered [27]. In addition, for a fixed value of M_{H^\pm} there is a cut-off on $\tan\beta$ from $B \rightarrow \tau\nu$ and $B \rightarrow \tau\nu X$ decays [28].

As stressed by Ref. [22], there is an $M \gg v$ region, but our higher-dimensional parameter scan has some difficulty finding it. See, however, Fig. 8, where the case $M_2 = M_{H^\pm} = 600$ GeV is excluded only by the ATLAS result on $R_{\gamma\gamma}$.

6. Summary

In this note, we have reviewed the status of the experimental and theoretical limits on a CP-violating version of the 2HDM type-II in view of the Moriond 2013 updates from the LHC. From the surviving parameter space, we have chosen some candidate points and we have checked the possibility of applying the selection strategy previously explained in [6]. It turns out that, despite the considerable shrinking of the parameter space, there is still room for our proposed analysis. In practice, among our proposed benchmarks, a choice like P'_5 and similar configurations with $M_{H_2} \sim M_{H^\pm} + M_W$ give raise to a very good production cross section and decay rate. Hence, we persist with our suggestion for the next era of charged Higgs searches: after the discovery of the Higgs-like boson, the production and decay charged Higgs channels associated with bosons at hadron colliders deserve a special attention, because while the fermionic-associated channels are accompanied by a huge background ($t\bar{t}$), the latter can be suppressed by a proper cutting strategy in the case of bosonic-associated channels.

Acknowledgement: We are grateful to the authors of Ref. [22] for clarifying discussions.

References

- [1] G. Aad *et al.* [ATLAS Collaboration], Phys. Lett. B **716** (2012) 1 [arXiv:1207.7214 [hep-ex]].
- [2] S. Chatrchyan *et al.* [CMS Collaboration], Phys. Lett. B **716** (2012) 30 [arXiv:1207.7235 [hep-ex]].
- [3] A. Djouadi, Phys. Rept. **457** (2008) 1 [hep-ph/0503172].
- [4] A. Djouadi, Phys. Rept. **459** (2008) 1 [hep-ph/0503173].
- [5] J. F. Gunion, H. E. Haber, G. L. Kane and S. Dawson, Front. Phys. **80** (2000) 1.
- [6] L. Basso, A. Lipniacka, F. Mahmoudi, S. Moretti, P. Osland, G. M. Pruna and M. Purmohammadi, JHEP **1211** (2012) 011 [arXiv:1205.6569 [hep-ph]].
- [7] T. D. Lee, Phys. Rev. D **8**, 1226 (1973).
- [8] J. Shu and Y. Zhang, arXiv:1304.0773 [hep-ph].
- [9] E. Accomando, A. G. Akeroyd, E. Akhmetzyanova, J. Albert, A. Alves, N. Amapane, M. Aoki and G. Azuelos *et al.*, hep-ph/0608079.
- [10] W. Khater and P. Osland, Nucl. Phys. B **661**, 209 (2003) [hep-ph/0302004].
- [11] A. W. El Kaffas, P. Osland and O. M. Ogreid, Nonlin. Phenom. Complex Syst. **10**, 347 (2007) [hep-ph/0702097 [HEP-PH]].
- [12] [ATLAS Collaboration], ATLAS-CONF-2013-012.

- [13] CMS talk at CERN, April 2013.
- [14] G. Gomez-Ceballos [CMS Collaboration], arXiv:1304.4194 [hep-ex].
- [15] [ATLAS Collaboration], ATLAS-CONF-2013-013.
- [16] G. Aad *et al.* [ATLAS Collaboration], Phys. Lett. B **710**, 49 (2012) [arXiv:1202.1408 [hep-ex]].
- [17] S. Chatrchyan *et al.* [CMS Collaboration], Phys. Lett. B **710**, 26 (2012) [arXiv:1202.1488 [hep-ex]].
- [18] A. Barroso, P. M. Ferreira, R. Santos, M. Sher and J. P. Silva, arXiv:1304.5225 [hep-ph].
- [19] B. Grinstein and P. Uttayarat, arXiv:1304.0028 [hep-ph].
- [20] B. Coleppa, F. Kling and S. Su, arXiv:1305.0002 [hep-ph].
- [21] C. -Y. Chen, S. Dawson and M. Sher, arXiv:1305.1624 [hep-ph].
- [22] O. Eberhardt, U. Nierste and M. Wiebusch, arXiv:1305.1649 [hep-ph].
- [23] T. Hermann, M. Misiak and M. Steinhauser, JHEP **1211**, 036 (2012) [arXiv:1208.2788 [hep-ph]].
- [24] L. Basso, A. Lipniacka, F. Mahmoudi, S. Moretti, P. Osland, G. M. Pruna and M. Purmohammadi, arXiv:1301.4268 [hep-ph].
- [25] I. F. Ginzburg and I. P. Ivanov, hep-ph/0312374.
- [26] N. G. Deshpande and E. Ma, Phys. Rev. D **18**, 2574 (1978).
- [27] A. Wahab El Kaffas, P. Osland and O. M. Ogreid, Phys. Rev. D **76**, 095001 (2007) [arXiv:0706.2997 [hep-ph]].
- [28] W. -S. Hou, Phys. Rev. D **48**, 2342 (1993).