

On Min-Cut Algorithms for Half-Duplex Relay Networks

Raúl Etkin, Farzad Parvaresh, Ilan Shomorony and A. Salman Avestimehr

Abstract

Computing the cut-set bound in half-duplex relay networks is a challenging optimization problem, since it requires finding the cut-set optimal half-duplex schedule. This subproblem in general involves an exponential number of variables, since the number of ways to assign each node to either transmitter or receiver mode is exponential in the number of nodes. We present a general technique that takes advantage of specific structures in the topology of a given network and allows us to reduce the complexity of computing the half-duplex schedule that maximizes the cut-set bound (with i.i.d. input distribution). In certain classes of network topologies, our approach yields polynomial time algorithms. We use simulations to show running time improvements over alternative methods and compare the performance of various half-duplex scheduling approaches in different SNR regimes.

I. INTRODUCTION

Recent years have seen an increasing interest in the benefits that can be obtained from the use of relays in wireless networks. In the realm of cell phone communications, as the data demands grow at a fast pace, the use of techniques such as relays and femto base stations becomes essential to allow for a more efficient utilization of the wireless spectrum. Furthermore, in wireless sensor networks, by allowing sensor nodes to operate as relays, it is possible to increase the network physical range and reduce the power that must be consumed at each node. As a result, developing theoretical models of wireless relay networks that are meaningful in a practical context and allow us to study the fundamental limits of communication in relay networks is important for the development of future wireless technologies.

Perhaps one of the biggest discrepancies between the current theory and practice of wireless communications is whether relay nodes are *full-duplex*; i.e., whether they can transmit and receive simultaneously in the same frequency band. Even though most of the theoretical studies assume all network nodes to be full-duplex, the practical design of RF radios with that capability is very sophisticated and expensive. Therefore, it is more practical to consider *half-duplex* relay nodes; i.e., nodes that can operate either in transmit mode or in receive mode.

The main reason for the limited adoption of the half-duplex constraint in theoretical works is the inherent combinatorial aspect it bestows on the problem. This occurs due to the fact that designing communication schemes for wireless networks with half-duplex nodes requires scheduling the transmit and receive modes of each relay in the network. Therefore, in order to find capacity-achieving schemes, one must inevitably solve an optimization problem that finds the optimal transmit/receive schedule. A simple formulation of this problem involves associating a variable $x_m \in [0, 1]$ to each *mode configuration* m . A mode configuration defines which nodes are in transmit mode and which nodes are in receive mode. We then want to find a schedule, i.e., a set of values for the x_m variables satisfying $\sum_m x_m = 1$, which allows for the highest achievable rate of reliable data transmission.

Two main challenges lie in the way of solving this problem and, thus, characterizing the fundamental limits of communication in half-duplex networks. The first one is that the number of x_m variables in the schedule optimization problem is $2^{|V|}$, where V is the set of nodes in the network, and, as we consider larger networks, the problem quickly becomes intractable. The second challenge is that, even for a fixed half-duplex schedule, the capacity of networks with general topology is unknown. This means that we cannot even characterize what a “good” schedule is, let alone compute it efficiently.

R. Etkin is with Samsung Information Systems America, San Jose, CA 95134, USA. (email: raul.etkin@samsung.com).

F. Parvaresh is with the department of Electrical Engineering, University of Isfahan, Isfahan, Iran (email: f.parvaresh@eng.ui.ac.ir).

I. Shomorony and A. S. Avestimehr are with the School of Electrical and Computer Engineering, Cornell University, Ithaca, NY 14853 USA (e-mails: is256@cornell.edu, avestimehr@ece.cornell.edu).

Part of this paper will appear in the Proceedings of the 2013 IEEE International Symposium on Information Theory [1].

To overcome the difficulty imposed by the latter challenge, we consider a performance metric that is easier to characterize than the exact capacity. One intuitive approach is to look for the schedule that maximizes the *cut-set bound*. Besides being the only known general outer bound for the capacity of relay networks, recent results indicate that it is in fact a very good outer bound in many cases. As shown in [2], for linear deterministic wireless relay networks with full-duplex nodes, the capacity is exactly given by the cut-set bound, and for full-duplex Gaussian relay networks, the cut-set bound is a constant-gap approximation to the capacity (the value of this gap was later tightened in [3, 4]). In addition, [2] also showed that the half-duplex schedule that maximizes the cut-set bound is approximately optimal, in the sense that it can achieve rates within a constant gap of the half-duplex capacity.

The use of the cut-set bound can be further motivated from a computational point of view. As recently shown in [5], for several network models of interest (such as the linear deterministic model, the Gaussian model and the wireless erasure model [6]), the cut-set bound can be efficiently computed¹. Hence, our goal is to study the problem of *efficiently finding the half-duplex schedule that maximizes the cut-set bound*.

The problem of maximizing the half-duplex cut-set bound can be set up as a linear optimization problem whose variables describe the half-duplex schedule. In general, this problem cannot be solved efficiently as a linear program since it involves an exponential number of variables and constraints. The techniques introduced in [5], which exploit a submodularity property of mutual information, can be used to solve the optimization problem without evaluating each of the exponentially many cut-set constraints in the linear program. However, we are still left with an exponential number of variables, reflecting the fact that, in a half-duplex network, the number of mode configurations is exponential in the number of nodes. As a result, even if we knew the solution to the optimization problem, the description of the optimal schedule would require an exponentially large amount of memory. In order to make progress in this direction we ask the following question: is this optimization problem simplified when we consider half-duplex networks with special topology properties? For example, for the special case of line networks, it was shown in [7] that the rate-optimal schedule can be easily computed². As another example, in [8], for N -relay diamond networks, simple half-duplex schedules involving only two states are discussed and are shown to achieve a large fraction of the capacity for $N = 2$ and 3.

Our main result is a technique that allows us to exploit specific properties of the network topology to reduce the number of variables in the linear program. The main idea is that, if we find (possibly overlapping) subsets of nodes V_1, V_2, \dots, V_k , for some k , such that

- for any cut, the cut value is only a function of the local schedule at each of the V_i s,
- given local schedules for each of the V_i s, a global schedule can be constructed,

then it is possible to find an equivalent formulation of the optimization problem involving a number of variables that is exponential on $\max_i |V_i|$. Thus, provided that we can find subsets V_1, \dots, V_k whose sizes are much smaller than the total number of nodes, the complexity reduction can be very significant. For example, the line network considered in [7] is one special case where V_1, V_2, \dots can be chosen as all pairs of consecutive nodes ($|V_i| = 2$ for all i), and the problem of finding the half-duplex schedule that maximizes the cut-set bound (which, in this case, is actually capacity-optimal) can be solved in polynomial time in the size of the network. The conditions that the V_i s need to satisfy will be made precise in Section IV.

The remainder of the paper is organized as follows. In Section II we formally define the problem of optimizing the half-duplex schedule to maximize an approximation to the cut-set bound. We then introduce the intuition and main ideas used to solve the problem efficiently in Section III, by means of a simple example. In Section IV, we use the intuition provided in the example to formalize the properties required from the node subsets V_1, V_2, \dots, V_k . Then, in Section IV-A, we state Theorem 1, which provides an equivalent formulation of the half-duplex schedule optimization problem, for a given choice of node subsets V_1, \dots, V_k . Sections IV-B and IV-C contain the proof of Theorem 1. In Section IV-D, we describe a heuristic for finding node subsets V_1, \dots, V_k satisfying the required properties. We then proceed to illustrating the usefulness of the result by employing it in two classes of network topologies. These two classes can be seen as generalizing line networks in two different directions. First, in Section V-A, we consider layered networks, where the number of nodes per layer is at most logarithmic in the number of

¹By restricting the transmit signals of each node to be independent, which is shown in [2] to be optimal for linear deterministic networks and constant-gap-optimal for Gaussian relay networks.

²The emphasis in [7] is on capacity characterization rather than efficient scheduling. However, the capacity achieving half-duplex schedule for line networks can clearly be efficiently computed.

layers. Then, in Section V-B, we consider line networks where, in addition to an edge connecting every pair of consecutive nodes, there is an edge connecting nodes that are at a distance 2 of each other, thus giving the network a non-layered topology. For both of these classes, our technique allows the half-duplex schedule that maximizes the cut-set bound to be computed in polynomial time in the network size. In Section V-C, we briefly describe how our techniques can be extended to other network models. We validate our results in Section VI with a numerical analysis of our proposed algorithm compared to the current best known approach, which requires solving a problem with an exponential number of variables. We show that our algorithm significantly outperforms the brute force approach in networks of moderate and large size. We conclude our paper in Section VII.

II. PROBLEM SETTING

In order to simplify the exposition, we will focus on wireless relay networks under the Gaussian model. Most of the results we present can be easily extended to other models, in particular the linear deterministic model from [2] and the wireless erasure model [6].

A Gaussian relay network is defined by a directed graph $G = (V, E)$ with node set V and edge set E , a source node $S \in V$, a destination node $D \in V$, and a real-valued channel gain h_e for each edge $e \in E$. In this work we will focus in Gaussian relay networks where the nodes are *half-duplex*. This means that each node in the network cannot simultaneously transmit and receive. Therefore, a coding scheme for a network with half-duplex nodes must specify, besides the usual encoding, decoding and relaying functions, which nodes transmit and which nodes receive at any given time. In other words, a coding scheme with blocklength n must define, for each time $t = 1, 2, \dots, n$, a partition of the node set V into a set of transmitter nodes $\mathcal{T}[t]$ and a set of receiver nodes $\mathcal{R}[t]$. Thus, at time $t = 1, 2, \dots, n$, each transmitter node $v \in \mathcal{T}[t]$ may transmit any real-valued signal $X_v[t]$, whereas a node $v \in \mathcal{R}[t]$, must transmit $X_v[t] = 0$. Then, at time $t = 1, 2, \dots, n$, the signal received by a node $v \in \mathcal{R}[t]$ is given by

$$Y_v[t] = \sum_{u:(u,v) \in E} h_{u,v} X_u[t] + Z_v[t], \text{ for } t = 1, 2, \dots, n,$$

where $Z_v[t]$ is the zero mean unit variance Gaussian discrete-time white noise process associated with node v , i.i.d. over time and across nodes. If, instead, node v is in $\mathcal{T}[t]$, its received signal is just $Y_v[t] = 0$. Notice that we adopt a fixed-schedule half-duplex model, and we do not allow the transmit/receive schedule of a given node to change during communication period based on its received signals. In other words, the half-duplex schedule is independent of the transmitted and received signals.

Communication takes place over a block of n discrete time-steps and follows a coding scheme which specifies the encoding function for the source S , decoding function for the destination D , and causal relaying functions for all remaining nodes $v \in V \setminus \{S, D\}$. We assume that the encoding and relaying functions are such that the average power consumed by each node over the n time-steps does not exceed 1. Notice that a relay network with more general power constraints (i.e., the transmit power at each node v cannot exceed some P_v) is equivalent to another relay network with unity power constraints where the specific power constraints are absorbed into the outgoing channel gains of a given node. For a coding scheme with rate $\log M$, source S picks a message $W \in \{1, \dots, M\}$ that it wishes to communicate to D , and transmits signals $X_S[t]$, $t = 1, \dots, n$, according to its encoding function. The destination uses a decoding function to obtain an estimate $\hat{W} \in \{1, \dots, M\}$ of W from the n received signals to the source message indices. We say that rate $\log M$ is achievable if the probability of error in the decoding of W can be made arbitrarily close to 0 by choosing a sufficiently large n . The capacity C is the supremum of the achievable rates.

While the exact characterization of the capacity of Gaussian relay networks is a long-standing open problem even in the full-duplex case, it has been approximated to within a constant number of bits that does not depend on channel gain values [2–4]. As shown in [2], a coding scheme known as quantize-map-and-forward can achieve to within this constant number of bits of the cut-set bound. Furthermore, it is shown that, if the cut-set bound is computed by restricting the joint distribution on the nodes' transmit signals to an i.i.d. distribution where each node transmits an independent zero-mean unit-variance Gaussian signal, it remains within a constant gap of the actual cut-set bound.

The half-duplex scenario is also explored in [2], where an approximation of the half-duplex capacity is established using the important concept of a *mode configuration*. Since at each time t , each node $v \in V$ must be either in

transmitter mode or in receiver mode, the modes of all nodes in the network at a given time t can be described by a binary $|V|$ -dimensional vector \mathbf{m} , the mode configuration vector. Moreover, for a given coding scheme we can let $q(\mathbf{m})$ be the fraction of the n time-steps where the network uses the mode configuration described by \mathbf{m} . Thus q is essentially a probability mass function over the $2^{|V|}$ mode configuration vectors. For a mode configuration \mathbf{m} , we will let $\mathcal{T}(\mathbf{m})$ be its transmitter nodes and $\mathcal{R}(\mathbf{m})$ be its receiver nodes. We formally define $\mathcal{T}(\mathbf{m}) = \{v \in V : m_v = 0\}$ and $\mathcal{R}(\mathbf{m}) = \{v \in V : m_v = 1\}$. For Gaussian relay networks with half-duplex nodes, [2] establishes that a constant-gap capacity approximation is given by

$$\bar{C}_{\text{i.i.d.}} = \max_q \min_{\Omega} \sum_{\mathbf{m}} q(\mathbf{m}) I(X_{\Omega \cap \mathcal{T}(\mathbf{m})}; Y_{\Omega^c \cap \mathcal{R}(\mathbf{m})} | X_{(\Omega \cap \mathcal{T}(\mathbf{m}))^c}), \quad (1)$$

where the transmit signals X_i , $i \in V$, are independent and distributed as $\mathcal{N}(0, 1)$. The quantity $\bar{C}_{\text{i.i.d.}}$ is essential to the results presented in this paper. The technique we introduce for finding a half-duplex schedule can be described as finding the distribution q which attains the maximum in (1). We point out that, for any fixed mode configuration distribution q , the results in [5] allow

$$\min_{\Omega} \sum_{\mathbf{m}} q(\mathbf{m}) I(X_{\Omega \cap \mathcal{T}(\mathbf{m})}; Y_{\Omega^c \cap \mathcal{R}(\mathbf{m})} | X_{(\Omega \cap \mathcal{T}(\mathbf{m}))^c}) \quad (2)$$

to be computed efficiently. In effect, the authors show that, when the the transmit signals X_i , $i \in V$, are i.i.d. Gaussian random variables, the conditional mutual information $I(X_{\Omega}; Y_{\Omega^c} | X_{\Omega^c})$ is a submodular function of $\Omega \in 2^V$. Thus, the minimization in (2) can be solved efficiently (i.e., in polynomial time in the input network size).

Nonetheless, when we consider the computation $\bar{C}_{\text{i.i.d.}}$, the maximization over mode configuration distributions $q(\mathbf{m})$ adds an extra layer of difficulty to the problem. This is easily seen by noticing that $q(\mathbf{m})$ is a probability distribution on $2^{|V|}$ elements, rendering the brute force approach computationally inefficient. This approach for computing $\bar{C}_{\text{i.i.d.}}$ can be formally described through the following linear program, which we refer to as Problem 1.

Problem 1:

$$\text{maximize } R \quad (3)$$

$R, q(\mathbf{m})$

subject to

$$R < \sum_{\mathbf{m} \in \{0,1\}^{|V|}} q(\mathbf{m}) I(X_{\Omega \cap \mathcal{T}(\mathbf{m})}; Y_{\Omega^c \cap \mathcal{R}(\mathbf{m})} | X_{(\Omega \cap \mathcal{T}(\mathbf{m}))^c}), \quad \forall \Omega \in 2^V : S \in \Omega, D \notin \Omega \quad (4)$$

$$0 \leq q(\mathbf{m}), \forall \mathbf{m} \in \{0,1\}^{|V|} \quad (5)$$

$$\sum_{\mathbf{m} \in \{0,1\}^{|V|}} q(\mathbf{m}) = 1 \quad (6)$$

X_i , $i \in V$, are independent $\mathcal{N}(0, 1)$ random variables

Remark 1. We point out that in Problem 1 there is no optimization of the power allocation of the nodes over the various modes. While power optimization may lead to a smaller gap to the cut-set bound it would also destroy the convex structure of the problem. In addition, the analysis of channels subject to the half-duplex constraint is more meaningful in the high SNR regime, where the channel capacity is degrees-of-freedom limited. In this regime optimization over the power allocations would not provide significant performance improvements.

Notice that, although Problem 1 is defined as a linear program, it involves $O(2^{|V|})$ constraints and variables and, therefore, cannot be solved efficiently. Moreover, we emphasize that even though Problem 1 is set up as a maximization over R , it is not actually computing achievable rates. In fact, its main outcome is the maximizing distribution q , and Problem 1 should be understood as a tool to compute a “good” half-duplex schedule for a wireless relay network.

Problem 1 can be generalized to find “good” half-duplex schedules for a wireless relay network where the goal is not only to maximize the achievable rate, but also to minimize the duty cycle of the nodes, which can be related to the power consumption of the network. This generalization is given by the following linear program,

Problem 2:

$$\underset{R, T_{tot}, q(\mathbf{m})}{\text{minimize}} \quad \mu_1 R + \mu_2 T_{tot} \quad (7)$$

subject to

$$R < \sum_{\mathbf{m} \in \{0,1\}^{|V|}} q(\mathbf{m}) I(X_{\Omega \cap \mathcal{T}(\mathbf{m})}; Y_{\Omega^c \cap \mathcal{R}(\mathbf{m})} | X_{(\Omega \cap \mathcal{T}(\mathbf{m}))^c}), \quad \forall \Omega \in 2^V : S \in \Omega, D \notin \Omega \quad (8)$$

$$0 \leq q(\mathbf{m}), \forall \mathbf{m} \in \{0,1\}^{|V|} \quad (9)$$

$$\sum_{\mathbf{m} \in \{0,1\}^{|V|}} q(\mathbf{m}) = 1 \quad (10)$$

$$\sum_{i=1}^{|V|} \sum_{\mathbf{m} \in \{0,1\}^{|V|}: m_i=1} q(\mathbf{m}) \leq T_{tot} \quad (11)$$

$$C_{min} \leq R \quad (12)$$

$X_i, i \in V$, are independent $\mathcal{N}(0, 1)$ random variables

for fixed constants μ_1, μ_2 , and C_{min} , which can be chosen appropriately to find good schedules for different objectives. For example, setting $\mu_1 = -1, \mu_2 = 0, C_{min} = 0$, Problem 2 maximizes the rate subject to the half duplex constraint and reduces to Problem 1. Alternatively, setting $\mu_1 = 0$, and $\mu_2 = 1$, for some $C_{min} > 0$ Problem 2 minimizes the sum of the duty cycles of the relay nodes subject to a minimum rate constraint for the half duplex network.

Our main goal will be to find equivalent formulations of Problem 2 which can be efficiently computed. We will show that special structures in the network topology can be exploited in order to replace constraints (8), (9) and (10) with equivalent ones and to reduce the number of variables, which leads, in some cases, to polynomial-time algorithms for solving Problem 2.

III. A SIMPLE EXAMPLE

We will illustrate the main ideas presented in this paper through a simple example. We consider a single source single destination Gaussian relay network with five relays, as shown in Figure 1. The set of nodes in this network

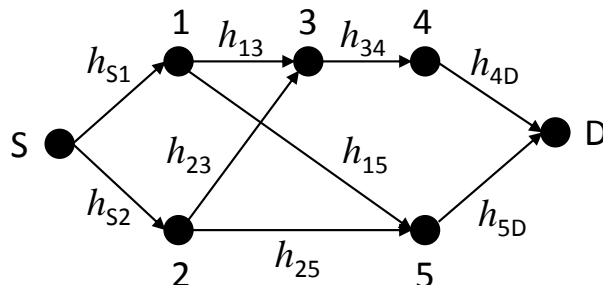


Fig. 1. A Gaussian relay network with 5 relays.

is $V = \{S, 1, 2, 3, 4, 5, D\}$. As explained in the previous section, the half-duplex capacity of this network can be characterized within a constant gap by computing the cut-set bound with independent Gaussian encoding at the various nodes. Therefore, the schedule q computed via Problem 1 is approximately optimal.

The computational complexity in solving Problem 1 for the network in Figure 1 arises from the $2^5 = 32$ inequalities of the form (4) involving all the cuts in the network, and the $2^5 = 32$ scalar variables required to represent the distribution $q(\mathbf{m})$ of the half-duplex schedules. We would like to find a more efficient approach for solving this optimization. As shown in [5], it is possible to exploit a submodularity property of mutual information to simplify the computation of the min cut, and as a result, it is not necessary to compute (4) for each of the 32 cuts. To further simplify the computation we will show that it is possible to reduce the number of optimization variables represented by $q(\mathbf{m})$. Consider the cut $\Omega = \{S, 1, 2\}$ as shown in Figure 2, and the corresponding inequality of

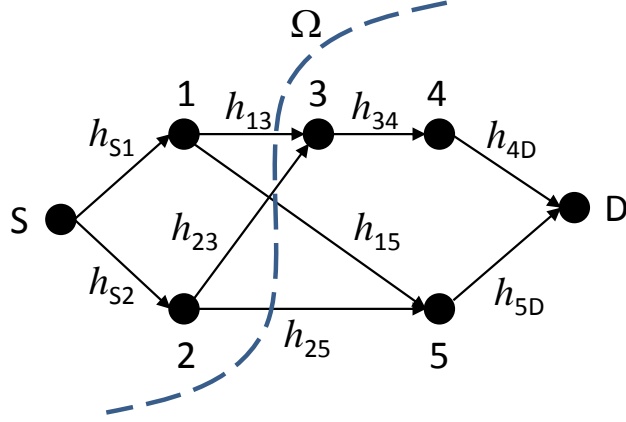


Fig. 2. A cut Ω in the network.

the form (4)

$$R < \sum_{\mathbf{m} \in \{0,1\}^5} q(\mathbf{m}) I(X_{\{S,1,2\} \cap \mathcal{T}(\mathbf{m}); Y_{\{3,4,5,D\} \cap \mathcal{R}(\mathbf{m})} | X_{(\{S,1,2\} \cap \mathcal{T}(\mathbf{m}))^c}).$$

Due to the network connectivity, the capacity of this cut only depends on the variables (input, output, and transmit/receive mode) of the nodes 1, 2, 3, and 5. As a result, the inequality can be rewritten as

$$\begin{aligned} R &< \sum_{\mathbf{m} \in \{0,1\}^5} q(\mathbf{m}) I(X_{\{1,2\} \cap \mathcal{T}_{12}(m_1, m_2); Y_{\{3,5\} \cap \mathcal{R}_{35}(m_3, m_5)} | X_{\{1,2\} \cap \mathcal{R}_{12}(m_1, m_2)}) \\ &= \sum_{(m_1, m_2, m_3, m_5) \in \{0,1\}^4} \left[\sum_{m_4 \in \{0,1\}} q(m_1, \dots, m_5) \right] I(X_{\{1,2\} \cap \mathcal{T}_{12}(m_1, m_2); Y_{\{3,5\} \cap \mathcal{R}_{35}(m_3, m_5)} | X_{\{1,2\} \cap \mathcal{R}_{12}(m_1, m_2)}) \\ &= \sum_{(m_1, m_2, m_3, m_5) \in \{0,1\}^4} q_{1235}(m_1, m_2, m_3, m_5) I(X_{\{1,2\} \cap \mathcal{T}_{12}(m_1, m_2); Y_{\{3,5\} \cap \mathcal{R}_{35}(m_3, m_5)} | X_{\{1,2\} \cap \mathcal{R}_{12}(m_1, m_2)}) \end{aligned}$$

where we denoted by $\mathcal{T}_{i_1, \dots, i_k}(m_{i_1}, \dots, m_{i_k}) = \mathcal{T}(\mathbf{m}) \cap \{i_1, \dots, i_k\}$ and $\mathcal{R}_{i_1, \dots, i_k}(m_{i_1}, \dots, m_{i_k}) = \mathcal{R}(\mathbf{m}) \cap \{i_1, \dots, i_k\}$, and defined $q_{1235}(m_1, m_2, m_3, m_5) = \sum_{m_4 \in \{0,1\}} q(m_1, \dots, m_5)$. In a similar way, consider the cut

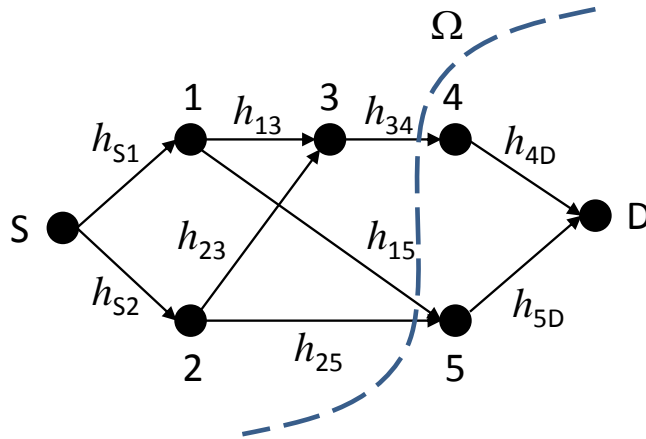


Fig. 3. Another cut Ω in the network.

$\Omega = \{S, 1, 2, 3\}$ as shown in Figure 3. Proceeding as before, we observe that the rate inequality (4) can be rewritten

as

$$R < \sum_{(m_1, m_2, m_5) \in \{0,1\}^3} q_{125}(m_1, m_2, m_5) I(X_{\{1,2\} \cap \mathcal{T}_{12}(m_1, m_2)}; Y_{\{5\} \cap \mathcal{R}_5(m_5)} | X_{\{1,2\} \cap \mathcal{R}_{12}(m_1, m_2)}) \\ + \sum_{(m_3, m_4) \in \{0,1\}^2} q_{34}(m_3, m_4) I(X_{\{3\} \cap \mathcal{T}_3(m_3)}; Y_{\{4\} \cap \mathcal{R}_4(m_4)})$$

where we denoted by q_{125} and q_{34} the corresponding marginals of q .

By considering each of the 32 cuts, we observe that all the cut capacities can be decomposed into terms that are completely determined by the marginals q_{1235} and q_{34} . Since q_{1235} and q_{34} must correspond to some joint distribution q , they must satisfy

$$\sum_{(m_1, m_2, m_3, m_5) \in \{0,1\}^3} q_{1235}(m_1, m_2, m_3, m_5) = \sum_{m_4 \in \{0,1\}} q_{34}(m_3, m_4).$$

Assuming that this consistency requirement is satisfied, we can find a joint distribution \tilde{q} with these marginals:

$$\tilde{q}(m_1, \dots, m_5) = \frac{q_{1235}(m_1, m_2, m_3, m_5) \cdot q_{34}(m_3, m_4)}{q_3(m_3)}$$

where $q_3(m_3) = \sum_{m_4 \in \{0,1\}} q_{34}(m_3, m_4)$. While \tilde{q} may be different from q , they both achieve the same rate in (3). This can be seen by noting that both distributions result in the same cut capacities. As a result, we can simplify the Problem 1 obtaining

$$\begin{aligned} & \text{maximize } R \\ & R, q_{1235}, q_{34} \end{aligned} \tag{13}$$

subject to

$$R < \sum_{\mathbf{m} \in \{0,1\}^4} q_{1235}(\mathbf{m}) I(X_{(\Omega \setminus \{3\}) \cap \mathcal{T}_{1235}(\mathbf{m})}; Y_{\Omega^c \cap \mathcal{R}_{1235}(\mathbf{m})} | X_{((\Omega \setminus \{3\}) \cap \mathcal{T}_{1235}(\mathbf{m}))^c}) \\ + \sum_{\mathbf{m} \in \{0,1\}^2} q_{34}(\mathbf{m}) I(X_{\Omega \cap \{3\} \cap \mathcal{T}_{34}(\mathbf{m})}; Y_{\Omega^c \cap \{4\} \cap \mathcal{R}_{34}(\mathbf{m})}), \quad \forall \Omega \in 2^V : S \in \Omega, D \notin \Omega \tag{14}$$

$$0 \leq q_{1235}(m_1, m_2, m_3, m_5), \text{ for all } (m_1, m_2, m_3, m_5) \in \{0,1\}^4 \tag{15}$$

$$0 \leq q_{34}(m_3, m_4), \text{ for all } (m_3, m_4) \in \{0,1\}^2 \tag{16}$$

$$\sum_{(m_1, m_2, m_3, m_5) \in \{0,1\}^4} q_{1235}(m_1, m_2, m_3, m_5) = 1 \tag{17}$$

$$\sum_{(m_3, m_4) \in \{0,1\}^2} q_{34}(m_3, m_4) = 1 \tag{18}$$

$$\sum_{(m_1, m_2, m_3, m_5) \in \{0,1\}^3} q_{1235}(m_1, m_2, m_3, m_5) = \sum_{m_4 \in \{0,1\}} q_{34}(m_3, m_4), \text{ for all } m_3 \in \{0,1\}. \tag{19}$$

The main simplification in the optimization problem above arises from the smaller number of variables in q_{1235} and q_{34} , with a total of $2^4 + 2^2 = 20$, as compared to $2^5 = 32$ appearing in q in (3). While in this simple network the computational complexity savings are small, this approach can lead to substantial simplification of the problem in large networks.

IV. FINDING HALF-DUPLEX SCHEDULES IN GENERAL RELAY NETWORKS

The main contribution of this paper is in developing techniques to more efficiently solve Problem 2. Based on the intuition provided by the example in the previous section, we will show that, given a *node grouping* satisfying some properties, the computational complexity of Problem 2 can be significantly improved. By a node grouping we simply mean a list of (possibly overlapping) subsets V_1, \dots, V_k of the nodes V such that $\cup_i V_i = V$.

In this section, we will state and prove our main results. We will first show that, for a given node grouping V_1, \dots, V_k , Problem 2 can be re-written as another optimization problem, which we call Problem 3, with a smaller number of variables. This result is stated in Subsection IV-A and proved in Subsections IV-B and IV-C. Finally, in Subsection IV-D, we discuss the problem of finding a good node grouping and we provide a heuristic that finds a valid node grouping (as defined in Subsection IV-A) for an arbitrary network.

A. Finding an Equivalent Optimization Problem Given a Node Grouping

In order to generalize the ideas shown in the example in section III to other networks, we identify the main elements that led to the simplification of the optimization problem.

- The cut capacities for all cuts depend on marginals q_{V_1}, \dots, q_{V_k} of q of (significantly) smaller dimension, i.e. $\max_i |V_i| \ll |V|$, where V is the set of nodes and V_i s are the subsets of nodes corresponding to the marginals.
- Given an arbitrary set of probability distributions $\{q_{V_1}, \dots, q_{V_k}\}$ satisfying some consistency constraints, there exists a joint distribution with these probability distributions as marginals.

In order to characterize when the cut capacities only depend on marginals q_{V_1}, \dots, q_{V_k} , we consider defining, for a given cut Ω , the cut graph $G_\Omega = (V, E_\Omega)$ with $E_\Omega = \{(i, j) \in E : i \in \Omega, j \in \Omega^c\}$. That is, G_Ω is the subgraph of G obtained by keeping only the arcs going from nodes in Ω to nodes in Ω^c . In addition, let $G_{\Omega, i} = (V_{\Omega, i}, E_{\Omega, i})$ be the i th connected component of G_Ω , for $i = 1, \dots, N(\Omega)$, where $N(\Omega)$ is the number of such connected components.

The consistency constraints in the second bullet can be formalized by requiring that, for two sets V_i and V_j and respective probability distributions q_i and q_j defined over these sets, their marginals corresponding to the node set $V_i \cap V_j$ are the same. Thus, we are interested in a node grouping $V_1, V_2, \dots, V_k \subseteq V$ satisfying

- P1. $V_{\Omega, i} \subseteq V_j$ for some $j \in \{1, \dots, k\}$, for all connected components $V_{\Omega, i}$, for all cuts Ω .
- P2. Given an arbitrary set of consistent distributions $\{q_1, \dots, q_k\}$, there exists a joint distribution \tilde{q} with these distributions as marginals.

Remark 2. *The number of distributions k will be assumed to be smaller than or equal to the number of nodes in the network $|V|$. This assumption will be justified in Section IV-D.*

Now, for a general network G and node subsets V_1, \dots, V_k satisfying properties P1 and P2, by letting $\mathcal{T}(\Omega, i, \mathbf{m}) = \{v \in V_{\Omega, i} : m_v = 1\}$, $\mathcal{R}(\Omega, i, \mathbf{m}) = \{v \in V_{\Omega, i} : m_v = 0\}$, for any $U \subseteq V$, $r(\Omega, i)$ be a function that returns the index j of a set V_j containing $V_{\Omega, i}$, $s(i)$ be a function that returns the index j of a set V_j containing node i , and $t(i)$ be a function that returns the coordinate index in the vector \mathbf{m} associated to the transmit/receive mode of node i in $q_{s(i)}(\mathbf{m})$, we can define the following optimization problem,

Problem 3:

$$\begin{aligned} & \underset{R, T_{tot}, \{q_i\}_{i=1}^k}{\text{minimize}} && \mu_1 R + \mu_2 T_{tot} && (20) \\ & \text{subject to} && && \end{aligned}$$

$$\begin{aligned} R &< \sum_{i=1}^{N(\Omega)} \sum_{\mathbf{m} \in \{0,1\}^{|V_{r(\Omega, i)}|}} q_{r(\Omega, i)}(\mathbf{m}) \cdot I(X_{\Omega \cap \mathcal{T}(\Omega, i, \mathbf{m})}; Y_{\Omega^c \cap \mathcal{R}(\Omega, i, \mathbf{m})} | X_{(\Omega \cap \mathcal{T}(\Omega, i, \mathbf{m}))^c}), \\ & \forall \Omega \in 2^V : S \in \Omega, D \notin \Omega, && (21) \end{aligned}$$

$$0 \leq q_i(\mathbf{m}), \mathbf{m} \in \{0,1\}^{|V_i|}, \text{ for } i = 1, 2, \dots, k \quad (22)$$

$$\sum_{\mathbf{m} \in \{0,1\}^{|V_i|}} q_i(\mathbf{m}) = 1, \text{ for } i = 1, 2, \dots, k \quad (23)$$

$$\begin{aligned} \sum_{\mathbf{m} \in \{0,1\}^{|V_i|} : (m_j)_{j \in V_i \cap V_l} = \mathbf{m}_1} q_i(\mathbf{m}) &= \sum_{\mathbf{m} \in \{0,1\}^{|V_l|} : (m_j)_{j \in V_i \cap V_l} = \mathbf{m}_1} q_l(\mathbf{m}) \\ & \text{for all } \mathbf{m}_1 \in \{0,1\}^{|V_i \cap V_l|}, \text{ for } i \neq l \text{ and } i, l \in \{1, 2, \dots, k\}, \end{aligned} \quad (24)$$

$$\sum_{i=1}^{|V|} \sum_{\mathbf{m} \in \{0,1\}^{|V_{s(i)}|} : m_{t(i)} = 1} q_{s(i)}(\mathbf{m}) \leq T_{tot} \quad (25)$$

$$C_{min} \leq R \quad (26)$$

$X_i, i \in V$, are independent $\mathcal{N}(0, 1)$ random variables

for fixed constants μ_1, μ_2 , and C_0 , which can be chosen appropriately to find good schedules for different objectives.

The following theorem establishes that Problem 3 can be seen as a simplification of Problem 2.

Theorem 1. For a Gaussian relay network given by graph $G = (V, E)$ with node subsets V_1, \dots, V_k satisfying P1 and P2, the optimal solutions of Problems 2 and 3 are the same. Moreover, Problem 3 has $O(|V|2^{\max_i |V_i|})$ variables (as opposed to the $O(2^{|V|})$ variables in Problem 2), and the optimization can be solved in a time complexity that is polynomial in $|V|2^{\max_i |V_i|}$.

Remark 3. Theorem 1 can be specialized to simply maximize $\bar{C}_{i.i.d.}$ by choosing $\mu_1 = -1$, $\mu_2 = 0$ and $C_0 = 0$. Similarly, it can be specialized to minimize the sum of the duty cycles of the nodes to achieve a minimum value of $\bar{C}_{i.i.d.}$, by choosing $\mu_1 = 0$, $\mu_2 = 1$ and $C_0 > 0$.

In the following two subsections we prove Theorem 1. First we prove that the solutions of Problems 2 and 3 are equal. Then we prove that Problem 3 can be solved in a time complexity that is polynomial in $|V|2^{\max_i |V_i|}$.

B. Proof of the equivalence of Problems 2 and 3

For any cut Ω that includes the source and excludes the destination, under the assumption of independent encoding, the cut capacity $I(X_\Omega; Y_{\Omega^c} | X_{\Omega^c})$ can be computed over the subgraph G_Ω , which we denote by $I_{G_\Omega}(X_\Omega; Y_{\Omega^c} | X_{\Omega^c})$, by setting $h_{i,j} = 0$ when $(i, j) \notin E_{\Omega,i}$. In this subgraph, with independent encoding, we have $I_{G_\Omega}(X_\Omega; Y_{\Omega^c} | X_{\Omega^c}) = I_{G_\Omega}(X_\Omega; Y_{\Omega^c})$. In addition, since G_Ω has connected components $\{G_{\Omega,i}\}_i$, we have $I_{G_\Omega}(X_\Omega; Y_{\Omega^c}) = \sum_i I_{G_{\Omega,i}}(X_\Omega; Y_{\Omega^c}) = \sum_i I(X_{\Omega \cap V_{\Omega,i}}; Y_{\Omega^c \cap V_{\Omega,i}} | X_{\Omega^c})$. Therefore, we can decompose the cut capacity of any cut Ω that includes the source and excludes the destination for any mode configuration \mathbf{m} as follows:

$$I(X_{\Omega \cap \mathcal{T}(\mathbf{m})}; Y_{\Omega^c \cap \mathcal{R}(\mathbf{m})} | X_{(\Omega \cap \mathcal{T}(\mathbf{m}))^c}) = \sum_{i=1}^{N(\Omega)} I(X_{\Omega \cap V_{\Omega,i} \cap \mathcal{T}(\mathbf{m})}; Y_{\Omega^c \cap V_{\Omega,i} \cap \mathcal{R}(\mathbf{m})} | X_{(\Omega \cap V_{\Omega,i} \cap \mathcal{T}(\mathbf{m}))^c}). \quad (27)$$

where we added conditioning to eliminate the influence of the transmit variables X_i associated to nodes in receive mode. Note that in (27) for given cut Ω and connected component i the corresponding mutual information only depends on the mode configuration of the nodes in $V_{\Omega,i}$. As a result, we can write

$$\begin{aligned} \sum_{\mathbf{m} \in \{0,1\}^{|V|}} q(\mathbf{m}) I(X_{\Omega \cap \mathcal{T}(\mathbf{m})}; Y_{\Omega^c \cap \mathcal{R}(\mathbf{m})} | X_{(\Omega \cap \mathcal{T}(\mathbf{m}))^c}) &= \\ &= \sum_{\mathbf{m} \in \{0,1\}^{|V|}} q(\mathbf{m}) \sum_{i=1}^{N(\Omega)} I(X_{\Omega \cap V_{\Omega,i} \cap \mathcal{T}(\mathbf{m})}; Y_{\Omega^c \cap V_{\Omega,i} \cap \mathcal{R}(\mathbf{m})} | X_{(\Omega \cap V_{\Omega,i} \cap \mathcal{T}(\mathbf{m}))^c}) \\ &= \sum_{i=1}^{N(\Omega)} \sum_{\mathbf{m} \in \{0,1\}^{|V|}} q(\mathbf{m}) I(X_{\Omega \cap V_{\Omega,i} \cap \mathcal{T}(\mathbf{m})}; Y_{\Omega^c \cap V_{\Omega,i} \cap \mathcal{R}(\mathbf{m})} | X_{(\Omega \cap V_{\Omega,i} \cap \mathcal{T}(\mathbf{m}))^c}) \\ &= \sum_{i=1}^{N(\Omega)} \sum_{\mathbf{m} \in \{0,1\}^{|V_{r(\Omega,i)}|}} q_{r(\Omega,i)}(\mathbf{m}) \cdot I(X_{\Omega \cap \mathcal{T}(\Omega,i,\mathbf{m})}; Y_{\Omega \cap \mathcal{R}(\Omega,i,\mathbf{m})} | X_{(\Omega \cap \mathcal{T}(\Omega,i,\mathbf{m}))^c}). \end{aligned} \quad (28)$$

Equality (28) shows that condition (21) is equivalent to condition (8). Thus in order to compute the cut-set capacity for any cut Ω we only need to know the marginals q_1, \dots, q_k of the probability distribution q .

Next, we observe that any probability distribution $q(\mathbf{m})$ which satisfies conditions (9) and (10) also satisfies conditions (22), (23) and (24), where $q_i(\mathbf{m}_1) = \sum_{\mathbf{m} \in \{0,1\}^{|V|}; (m_j)_{j \in V_i} = \mathbf{m}_1} q(\mathbf{m})$, for $\mathbf{m}_1 \in \{0,1\}^{|V_i|}$, and $i = 1, \dots, k$.

As a result, the solution to Problem 3 is no larger than the solution to Problem 2. In addition, any set of marginals $q_i(\cdot)$, $i = 1, \dots, k$ that satisfy conditions (22), (23) and (24) are consistent, and, by property P2, there exists a joint distribution \tilde{q} having the q_i s as marginals. As a result, any feasible solution in Problem 2 is a feasible solution in Problem 3. Therefore, the solution to Problem 2 is no larger than the solution to Problem 3, and it follows that they have the same solution.

The variables in Problem 3 correspond to the values of $q_i(\mathbf{m})$ for each $\mathbf{m} \in \{0,1\}^{|V_i|}$ and each $i = 1, \dots, k$, in addition to R and T_{tot} , and thus the number of variables is $2 + \sum_{i=1}^k 2^{|V_i|} = O(|V| \cdot 2^{\max_i |V_i|})$.

C. Time Complexity of Solving Problem 3

The computability of the solution in polynomial time in $|V|2^{\max_i |V_i|}$ will be shown by extending the results of [5]. We will use the following definitions and result. The reader is referred to [9] for more details.

Definition 2 (Polynomial computability). *A family of optimization programs is polynomially computable if:*

- (i) *for any instance of the program and any point \mathbf{x} in the domain, the objective and its subgradient can be computed in polynomial time in the size of the instance.*
- (ii) *for a given measure of infeasibility $\text{Infeas}(\cdot)$, it should be possible to determine if $\text{Infeas}(\mathbf{x}) \leq \varepsilon$ in polynomial time, and when this inequality is not satisfied, it should be possible to find in polynomial time a vector \mathbf{c} such that*

$$\mathbf{c}^T \mathbf{x} > \mathbf{c}^T \mathbf{y}, \forall \mathbf{y} : \text{Infeas}(\mathbf{y}) \leq \varepsilon.$$

Definition 3 (Polynomial growth). *A family of optimization programs has polynomial growth if the objectives and the infeasibility measures as functions of points \mathbf{x} in the domain grow polynomially with $\|\mathbf{x}\|_1$.*

Definition 4 (Polynomial boundedness of feasible sets). *A family of optimization programs has polynomially bounded feasible sets if the feasible set of an instance of the program is contained in an Euclidean ball centered at the origin with radius that grows at most polynomially with the size of the instance.*

Proposition 1 ([9, Theorem 5.3.1]). *Let \mathcal{P} be a family of convex optimization programs equipped with infeasibility measure $\text{Infeas}(\cdot)$. Assume that the family is polynomially computable with polynomial growth and with polynomially bounded feasible sets. Then \mathcal{P} is polynomially solvable.*

In order to use Proposition 1 we need to check that the optimization (20) is a convex program. Since the objective function is linear, we only need to check that the feasible set, which we denote by \mathcal{K} , is convex.

Lemma 1. *The feasible set \mathcal{K} is a convex set.*

Proof: (Lemma 1) Let $F(\Omega, q_1, \dots, q_k)$ be defined as

$$F(\Omega, q_1, \dots, q_k) = \sum_{i=1}^{N(\Omega)} \sum_{\mathbf{m} \in \{0,1\}^{|V_r(\Omega,i)|}} q_{r(\Omega,i)}(\mathbf{m}) \cdot I(X_{\Omega \cap \mathcal{T}(\Omega,i,\mathbf{m})}; Y_{\Omega \cap \mathcal{R}(\Omega,i,\mathbf{m})} | X_{(\Omega \cap \mathcal{T}(\Omega,i,\mathbf{m}))^c}),$$

and consider the set $\mathcal{C}(\Omega) = \{(R, P, q_1, \dots, q_k) : R \leq F(\Omega, q_1, \dots, q_k)\}$. Choose vectors $(R_1, P_1, q_{1,1}, \dots, q_{k,1})$ and $(R_2, P_2, q_{1,2}, \dots, q_{k,2})$ in $\mathcal{C}(\Omega)$. We will show that $\mathcal{C}(\Omega)$ is a convex set by showing that for any $\gamma \in [0, 1]$ the vector $\gamma(R_1, P_1, q_{1,1}, \dots, q_{k,1}) + (1-\gamma)(R_2, P_2, q_{1,2}, \dots, q_{k,2})$ is also in $\mathcal{C}(\Omega)$. Notice that $R_1 \leq F(\Omega, q_{1,1}, \dots, q_{k,1})$ and $R_2 \leq F(\Omega, q_{1,2}, \dots, q_{k,2})$ if and only if $(R_1, P_1, q_{1,1}, \dots, q_{k,1}) \in \mathcal{C}(\Omega)$ and $(R_2, P_2, q_{1,2}, \dots, q_{k,2}) \in \mathcal{C}(\Omega)$. Therefore

$$\begin{aligned} \gamma R_1 + (1-\gamma)R_2 &\leq \gamma F(\Omega, q_{1,1}, \dots, q_{k,1}) + (1-\gamma)F(\Omega, q_{1,2}, \dots, q_{k,2}) \\ &\stackrel{(a)}{\leq} F(\Omega, \gamma q_{1,1} + (1-\gamma)q_{1,2}, \dots, \gamma q_{k,1} + (1-\gamma)q_{k,2}) \end{aligned}$$

where (a) is due to the fact that $F(\Omega, q_1, \dots, q_k)$ is a linear function of (q_1, \dots, q_k) . Thus, $\mathcal{C}(\Omega)$ is a convex set for any $\Omega \subseteq V$.

In addition, consider the set \mathcal{D} of (R, P, q_1, \dots, q_k) satisfying (22) - (26). Since (22) - (26) are linear on (R, P, q_1, \dots, q_k) , \mathcal{D} is also a convex set, and as a result, $\mathcal{K} = \bigcap_{\Omega \subseteq V \setminus \{D\}} \mathcal{C}(\Omega) \cap \mathcal{D}$ is a convex set. ■

Having proved that (20) is a convex program, in order to use Proposition 1 we need to check that the conditions of Definitions 2, 3, and 4 are satisfied. Part (i) of Definition 2 follows from the linearity of the objective in (20).

For part (ii) of Definition 2 we specify an infeasibility measure $\text{Infeas}(\cdot) : \mathbb{R}^{2+\sum_{i=1}^k 2^{|V_i|}} \rightarrow \mathbb{R}$ as follows³:

$$\begin{aligned}
& \text{Infeas}\left(R, P, q_1 \overbrace{(0, \dots, 0)}^{|V_1| \text{ many}}, \dots, q_1 \overbrace{(1, \dots, 1)}^{|V_1| \text{ many}}, \dots, q_k \overbrace{(0, \dots, 0)}^{|V_k| \text{ many}}, \dots, q_k \overbrace{(1, \dots, 1)}^{|V_k| \text{ many}}\right) \\
&= \max \left\{ 0, -q_1(0, \dots, 0), \dots, -q_1(1, \dots, 1), \dots, -q_k(0, \dots, 0), \dots, -q_k(1, \dots, 1), \right. \\
&\quad \sum_{\mathbf{m} \in \{0,1\}^{|V_1|}} q_1(\mathbf{m}) - 1, \dots, \sum_{\mathbf{m} \in \{0,1\}^{|V_k|}} q_k(\mathbf{m}) - 1, \\
&\quad \left. \left\{ \sum_{\mathbf{m} \in \{0,1\}^{|V_i|}: (m_j)_{j \in V_i \cap V_l} = \mathbf{m}_1} q_i(\mathbf{m}) - \sum_{\mathbf{m} \in \{0,1\}^{|V_l|}: (m_j)_{j \in V_i \cap V_l} = \mathbf{m}_1} q_l(\mathbf{m}) : \mathbf{m}_1 \in \{0,1\}^{|V_i \cap V_l|}, \right. \right. \\
&\quad \left. \left. i \neq l, i, l \in \{1, \dots, k\} \right\}, \sum_{i=1}^{|V|} \sum_{\mathbf{m} \in \{0,1\}^{|V_s(i)|}: m_{t(i)}=1} q_{s(i)}(\mathbf{m}) - P, C_{\min} - R, \right. \\
&\quad \left. R - \min_{\Omega \in V \setminus \{D\}} F(\Omega \cup \{S\}, q_1, \dots, q_k) \right\} \tag{29}
\end{aligned}$$

The conditions of part (ii) of Definition 2 are verified in the following lemma.

Lemma 2. *For a given vector $(R, P, q_1, \dots, q_k) \in \mathbb{R}^{2+\sum_{i=1}^k 2^{|V_i|}}$ and any $\varepsilon > 0$ we can either (a) determine in polynomial time on $|V|2^{\max_i |V_i|}$ if $\text{Infeas}(R, P, q_1, \dots, q_k) \leq \varepsilon$ and if not (b) find in polynomial time on $|V|2^{\max_i |V_i|}$ a vector $\mathbf{c} \in \mathbb{R}^{2+\sum_{i=1}^k 2^{|V_i|}}$, such that for every $(R', P', q'_1, \dots, q'_k)$ satisfying $\text{Infeas}((R', P', q'_1, \dots, q'_k)) \leq \varepsilon$, $\mathbf{c}^T(R', P', q'_1, \dots, q'_k) < \mathbf{c}^T(R, P, q_1, \dots, q_k)$.*

Proof: (Lemma 2) Part (a) requires checking that each of the arguments of the max of (29) is smaller than or equal to ε in polynomial time. All the terms except for the last one are linear functions of (R, P, q_1, \dots, q_k) and can be easily computed in time that is polynomial on $|V|2^{\max_i |V_i|}$. The last term can be compared to ε by performing a minimization over Ω of $F(\Omega, q_1, \dots, q_k)$. As shown in [5], with independent encoding at the nodes (i.e. X_S, X_1, \dots, X_n independent) and for any channel model where the output variables Y_i are conditionally independent conditioned on X_S, X_1, \dots, X_n , the function $I(X_{\Omega \cap \mathcal{T}(\Omega, i, \mathbf{m})}; Y_{\Omega \cap \mathcal{R}(\Omega, i, \mathbf{m})} | X_{(\Omega \cap \mathcal{T}(\Omega, i, \mathbf{m}))^c})$ is a submodular function of Ω for any $i = 1, \dots, N(\Omega)$. Since for fixed q_1, \dots, q_k , $F(\Omega, q_1, \dots, q_k)$ is a linear combination of submodular functions of Ω , it is also a submodular function of Ω . In addition, assuming that $F(\Omega, q_1, \dots, q_k)$ can be computed in polynomial time on $|V|2^{\max_i |V_i|}$ (which holds in the Gaussian channel model case), the minimization over Ω of $F(\Omega, q_1, \dots, q_k)$ can be computed in polynomial time on $|V|2^{\max_i |V_i|}$ [5].

We now focus on condition (b). In this case $\text{Infeas}(R, P, q_1, \dots, q_k) > \varepsilon$, meaning that at least one of the arguments of the max of (29) is larger than ε . Let $f_i(R, P, q_1, \dots, q_k)$ be the i th argument of the max in (29), and assume that $f_i(R, P, q_1, \dots, q_k) > \varepsilon$. We can always find a vector \mathbf{c}_i satisfying $\mathbf{c}_i^T(R', P', q'_1, \dots, q'_k) < \mathbf{c}_i^T(R, P, q_1, \dots, q_k)$ for all $(R', P', q'_1, \dots, q'_k)$ for which $\text{Infeas}(R', P', q'_1, \dots, q'_k) \leq \varepsilon$ by setting $\mathbf{c}_i = \nabla f_i(R, P, q_1, \dots, q_k)$, where ∇ is the gradient operator. This choice of \mathbf{c}_i is the normal of a hyperplane that separates (R, P, q_1, \dots, q_k) from the set $\{(R', P', q'_1, \dots, q'_k) : \text{Infeas}(R', P', q'_1, \dots, q'_k) \leq \varepsilon\}$. In addition, since $f_i(R, P, q_1, \dots, q_k)$ is a linear function of (R, P, q_1, \dots, q_k) , its gradient is constant (i.e. independent of (R, P, q_1, \dots, q_k)) and hence \mathbf{c}_i can be precomputed. The complexity of computing \mathbf{c} is that of determining which argument of the max is larger than ε and setting $\mathbf{c} = \mathbf{c}_i$. Since the max has order $|V|2^{\max_i |V_i|}$ arguments, condition (b) is satisfied. ■

(Proof of Theorem 1) Having proved these preliminary results, we are ready to prove the main result of this section. The optimization of Problem 3 can be solved in polynomial time on the size of the problem. The proof uses Proposition 1, which requires verifying the convexity of the problem together with the conditions of polynomial computability, polynomial growth, and polynomial boundedness of the feasible set. Convexity was proved in Lemma 1, while polynomial computability was shown in Lemma 2. Polynomial growth follows from the fact that $F(\Omega, q_1, \dots, q_k)$ is a linear function of q_1, \dots, q_k , while the objective and remaining terms that define the

³With a slight abuse of notation we use max on vector quantities by taking the maximum over the components of the vector.

infeasibility measure are linear on (R, P, q_1, \dots, q_k) . Finally, to check that if feasible set is polynomially bounded, we note that the feasible set is a subset of the hypercube

$$\{(R, P, q_1(0, \dots, 0), \dots, q_1(1, \dots, 1), \dots, q_k(0, \dots, 0), \dots, q_k(1, \dots, 1)) : \\ 0 \leq (R, q_1(0, \dots, 0), \dots, q_1(1, \dots, 1), \dots, q_k(0, \dots, 0), \dots, q_k(1, \dots, 1)) \leq (R_{\max}, |V|, \mathbf{1}_1, \dots, \mathbf{1}_k)\}$$

where R_{\max} is the maximum rate that is achievable in the network when we use full-duplex communication. It follows that the feasible set is contained in the Euclidean ball centered at the origin with radius $\|(R_{\max}, |V|, \mathbf{1}_1, \dots, \mathbf{1}_k)\|_2$, which can be easily checked to grow polynomially on the size of the problem.

D. Heuristic for Finding a Valid Node Grouping

In order to use Problem 3 to find half-duplex schedules, it is necessary to first find subsets of nodes V_1, \dots, V_k satisfying P1 and P2. Finding a good choice of the node grouping V_1, \dots, V_k is not a simple task, and a brute force approach is computationally impractical. As we will show in Section V, for specific classes of networks it is in fact easy to find a good node grouping. For the general case, we describe a heuristic that generates sets V_1, \dots, V_k satisfying properties P1 and P2, but with no guarantee on the value of $\max_j |V_j|$.

We start by replacing P1 with a list of sufficient conditions. For a node group V_ℓ , we let $\{i \in V_\ell : (i, j) \in E \text{ for some } j \in V_\ell\}$ be the set of the transmitter nodes in V_ℓ and $\{j \in V_\ell : (i, j) \in E \text{ for some } i \in V_\ell\}$ be the set of receiver nodes in V_ℓ . Then, we notice that a node grouping V_1, \dots, V_k satisfying

- every node $i \in V$ is a transmitter in at least one V_ℓ ,
- if $i \in V_\ell$ is a transmitter node in V_ℓ , then every node $j \in V$ for which $(i, j) \in E$ is also in V_ℓ
- if $j \in V_\ell$ is a receiver node in V_ℓ , then every node $i \in V$ for which $(i, j) \in E$ is also in V_ℓ

must also satisfy P1. To see this, consider any cut Ω , and any connected component $V_{\Omega, i}$ in its corresponding cut graph G_Ω . If $V_{\Omega, i} = \{v\}$, then clearly $V_{\Omega, i}$ is a subset of the of the V_j which contains v as a transmitter. If $|V_{\Omega, i}| \geq 2$, then there must be nodes $u, v \in V_{\Omega, i}$ such that $u \in \Omega, v \in \Omega^c$ and $(u, v) \in E_\Omega$. Let V_j be a node group where u is a transmitter. Any node w such that $(u, w) \in E$ is also in V_j . In particular, any node $w \in V_{\Omega, i}$ such that $(u, w) \in E_\Omega$ must be in V_j and it must in fact be a receiver node in V_j . Thus, any node $z \in V_{\Omega, i}$ for which there exists a node $w \in V_{\Omega, i}$ such that $(z, w) \in E_\Omega$ and $(v, w) \in E_\Omega$ must also be in V_j . Inductively, we see that any path in $V_{\Omega, i}$ starting at v must be in V_j , which implies that $V_{\Omega, i} \subset V_j$.

This set of sufficient conditions for P1 suggests a simple rule for the node grouping. One starts by picking an arbitrary node $v \in V$ and setting it as a transmitter in the first node group V_1 . Then, any node u such that $(v, u) \in E$ is also included in V_1 , and is thus a receiver in V_1 . Next, any node w such that $(w, u) \in E$ for a receiver node u already in V_1 is also included in V_1 . This process can be repeated, until no more nodes need to be included in V_1 . We can then move to another node z which is not a transmitter in V_1 , and make it a transmitter in the second node group V_2 . Nodes are added to V_2 in the same way they were added to V_1 , and by repeating this process until all nodes are transmitters in at least one node group V_j , we generate a node grouping V_1, \dots, V_k satisfying P1.

This rule for choosing a node grouping satisfying P1, although quite simple, can be sufficient in some cases. However, if our network graph G is dense, this rule has the tendency to make the node groups very large, and can be quite suboptimal. In Section V-B, we consider an example of a network where this rule would generate a single group $V_1 = V$, but a more careful selection rule yields V_1, \dots, V_k of much smaller size.

Next, we describe how, given sets V_1, \dots, V_k satisfying property P1, one can find new sets C_1, \dots, C_K (where $K \neq k$) satisfying P2.

For sets $V_1, V_2, \dots, V_k \subseteq V$ satisfying P1, let $\tilde{G} = (V, \tilde{E})$ be an undirected graph satisfying $E \subseteq \tilde{E}$ and $(u, v) \in \tilde{E}$ if $u, v \in V_i$ for some i . That is, \tilde{G} is obtained from G by removing edge orientations, and by adding edges to make each $V_i, i = 1, \dots, k$, a clique. In addition, let (C, T) be a *tree decomposition* of \tilde{G} , that is, a family $C = \{C_1, \dots, C_K\}$ of subsets of V and a tree T whose nodes are the subsets C_i satisfying the following properties [10]:

- (1) The union of all sets C_i equals V . That is, each graph vertex is associated with at least one tree node.
- (2) For every edge (v, w) in the graph \tilde{G} , there is a subset C_i that contains both v and w . That is, vertices are adjacent in the graph only when the corresponding subtrees have a node in common.
- (3) If C_i and C_j both contain a vertex v , then all nodes C_k of the tree in the (unique) path between C_i and C_j contain v as well. That is, the nodes associated with vertex v form a connected subset of T . This is also known

as coherence, or the running intersection property. It can be stated equivalently that if C_i, C_j and C_k are nodes, and C_k is on the path from C_i to C_j , then $C_i \cap C_j \subseteq C_k$.

We are interested in a tree decomposition of \tilde{G} because it can be used to define a joint distribution that factorizes over the sets C_i . Let $\mathcal{S} = \{C_i \cap C_j : (i, j) \text{ is an edge in } T\}$ be a multiset, i.e. \mathcal{S} can have repeated elements. For a probability distribution q_l on the elements of C_l , we let $q_{l:S \subseteq C_l}$ be the marginal associated with the subset of elements $S \subseteq C_l$. Then we can define a joint distribution with alphabet $\mathcal{M}^{|V|}$ for arbitrary \mathcal{M} by

$$q(m_1, \dots, m_n) = \frac{\prod_{i=1}^K q_i(m_j : j \in C_i)}{\prod_{S \in \mathcal{S}} q_{l:S \subseteq C_l}(m_j : j \in S)}, \quad (30)$$

for $\{q_i(\cdot)\}_{i=1}^K$ satisfying

$$\begin{aligned} 0 &\leq q_i(\mathbf{m}), \mathbf{m} \in \mathcal{M}^{|C_i|}, \text{ for } i = 1, 2, \dots, K \\ \sum_{\mathbf{m} \in \mathcal{M}^{|C_i|}} q_i(\mathbf{m}) &= 1, \text{ for } i = 1, 2, \dots, K \\ \sum_{\mathbf{m} \in \mathcal{M}^{|C_i|} : (m_j)_{j \in C_i \cap C_l} = \mathbf{m}_1} q_i(\mathbf{m}) &= \sum_{\mathbf{m} \in \mathcal{M}^{|C_l|} : (m_j)_{j \in C_i \cap C_l} = \mathbf{m}_1} q_l(\mathbf{m}) \\ &\text{for all } \mathbf{m}_1 \in \mathcal{M}^{|C_i \cap C_l|}, \text{ for } i \neq l \text{ and } i, l \in \{1, 2, \dots, K\}. \end{aligned}$$

Therefore, given sets V_1, \dots, V_k that satisfy property P1, the sets C_1, \dots, C_K corresponding to the nodes of any tree decomposition of \tilde{G} satisfy properties P1 (since each V_i is a subset of at least one C_j) and P2. Tree decompositions of the graph \tilde{G} can be found in many ways, and we refer to [11] for a more detailed treatment of the subject. In particular, the method known as node elimination guarantees that the total number of nodes in the tree decomposition, K , is at most $|V|$. Thus, we have shown the following:

Theorem 5. *Consider a wireless relay network defined by a graph $G = (V, E)$ and suppose we have node subsets V_1, \dots, V_k satisfying P1, and the associated undirected graph \tilde{G} . Then, if (C, T) is a tree decomposition of \tilde{G} with nodes $\{C_1, \dots, C_K\}$ obtained through node elimination, $\overline{C}_{i.i.d.}$ can be computed with a time complexity that is polynomial in $|V|2^{\max_i |C_i|}$.*

In particular, we point out that if we can find a tree decomposition for which $\max_i |C_i|$ is at most logarithmic in $|V|$, Problem 3 yields a polynomial-time algorithm for generating an approximately optimal half-duplex schedule. The width of a tree decomposition is defined as the size of its largest set C_i minus one and the *treewidth* $\text{tw}(\tilde{G})$ of graph \tilde{G} is the minimum width among all possible tree decompositions of \tilde{G} . Therefore, the best time complexity achieved by this approach is polynomial $|V|2^{\text{tw}(\tilde{G})}$. However, finding the tree decomposition whose width is $\text{tw}(\tilde{G})$ is known to be an NP-complete problem [11].

V. APPLICATIONS OF THE MAIN RESULTS

In this section we first apply the result in Theorem 1 to two special classes of wireless Gaussian networks. In both cases, Theorem 1 implies that Problem 3 can be computed with a time complexity that is polynomial in the network size. Then, we describe how the main results can be slightly modified in order to address different network models.

A. Layered Networks

Consider a layered network consisting of a set of nodes V . Set $n = |V|$. We assume the network has L layers and we denote the nodes in layer ℓ by \mathcal{V}_ℓ for $\ell = 1, 2, \dots, L$. In the first layer there is only the source node $\mathcal{V}_1 = \{S\}$ and in last layer there is only the destination node $\mathcal{V}_L = \{D\}$.

Theorem 6. *For a half-duplex layered wireless relay network, Problem 3 can be used to find a constant-gap optimal transmit/receive schedule in polynomial time, provided that the $|\mathcal{V}_i|$ s grow at most logarithmically with $|V|$.*

Proof: Following the discussion in Section IV-D, we will first find sets V_1, V_2, \dots, V_k satisfying P1, and then we will take the nodes of a tree decomposition of \tilde{G} , to make sure both P1 and P2 are satisfied.

We let $k = L - 1$, and we set $V_i = \mathcal{V}_i \cup \mathcal{V}_{i+1}$, for $i = 1, \dots, L - 1$. For an arbitrary cut Ω , it is easy to see that the graph G_Ω has connected components $G_{\Omega,i} = (V_{\Omega,i}, E_{\Omega,i})$, where $V_{\Omega,i} = (\mathcal{V}_i \cap \Omega) \cup (\mathcal{V}_{i+1} \cap \Omega^c)$ and $E_{\Omega,i} = \{(i, j) \in E_\Omega : i, j \in V_{\Omega,i}\}$, for $i = 1, \dots, N(\Omega) = L - 1$. Hence, for any $i = 1, \dots, L - 1$, $V_{\Omega,i} \in V_i$.

The tree decomposition of G will be given by (C, T) , where $C = (C_1, \dots, C_{L-1})$, $C_i = V_i$ for $i = 1, \dots, L - 1$, and $T = \{(V_1, V_2), (V_2, V_3), \dots, (V_{L-2}, V_{L-1})\}$. It is clear that properties (1) and (2) of a tree decomposition are satisfied. To verify (3), we notice that $C_i \cap C_j \neq \emptyset$ for $i < j$ if and only if $j = i + 1$. Therefore it is clear that all nodes in $C_i \cap C_{i+1}$ are part of any C_k in the path from C_i to C_{i+1} (which is given by just C_i and C_{i+1}). Thus, by Theorem 1, Problem 3 can be used to find an approximately optimal transmit/receive schedule in time that is polynomial in $|V|2^{\max_i |V_i|}$. ■

B. Line Network with One and Two-Hop Links

In this section we consider applying Theorem 1 to a class of non-layered networks, which can be seen as a generalization of line networks. A line network with one and two-hop links is given by a set of nodes $V = \{1, 2, \dots, n\}$ and edge set $\{(1, 2), (2, 3), \dots, (n-1, n)\} \cup \{(1, 3), (2, 4), \dots, (n-2, n)\}$, and the source and destination are given by 1 and n respectively. If we define $V_i = \{i, i+1, i+2, i+3\}$ for $i = 1, 2, \dots, n-3$, we have the following result.

Theorem 7. *For a half-duplex line network with one and two-hop links, Problem 2 can be used to find a constant-gap optimal transmit/receive schedule in polynomial time in $|V|$.*

Proof: Once again we follow the discussion in Section IV-D to first find sets V_1, V_2, \dots, V_k satisfying P1 and then take the nodes of a tree decomposition of G to make sure both P1 and P2 are satisfied.

For an arbitrary cut Ω , consider the graph G_Ω . We claim that any connected component of this graph is contained in V_i , for some $i \in \{1, \dots, n-3\}$. To see this, we notice that G_Ω can be seen as a subgraph of the graph G' shown in Figure 4, by keeping only the nodes on the left corresponding to the nodes in Ω and nodes on the right corresponding

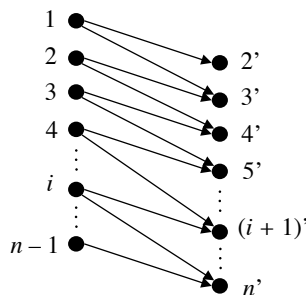


Fig. 4. Graph G' from which G_Ω can be obtained for any Ω

to Ω^c . It is then clear that any connected component in G_Ω must correspond to the nodes on an undirected path in G' . However, it is clear that any undirected path in G' containing more than 4 nodes must contain nodes j and j' , for some $j \in \{1, \dots, n\}$. We conclude that any connected component of G_Ω must be contained in a subset of nodes $\{i, i+1, i+2, i+3\}$ for some $i \in \{1, \dots, n-3\}$.

The tree decomposition of G will be given by (C, T) , where $C = (C_1, \dots, C_{n-3})$, $C_i = V_i$ for $i = 1, \dots, n-3$, and $T = \{(V_1, V_2), (V_2, V_3), \dots, (V_{n-4}, V_{n-3})\}$. It is clear that properties (1) and (2) of a tree decomposition are satisfied. To verify (3), we simply notice that each node i belongs only to the subsets $V_{i-3}, V_{i-2}, V_{i-1}, V_i$ (or just those whose index is greater than zero), and in T we have the path $(V_{i-3}, V_{i-2}), (V_{i-2}, V_{i-1}), (V_{i-1}, V_i)$. Thus, the nodes in C associated with i form a connected subset of T . By Theorem 1, Problem 3 can be used to find an approximately optimal transmit/receive schedule in time that is polynomial in $|V|2^{\max_i |C_i|} = O(|V|)$. ■

C. Different Network Models

In this section, we discuss how our main results can be applied to other network models. In essence, Theorem 1 can be extended to any network model where the cut capacities can be computed in polynomial time on $|V|$ and the cut set value $I(X_\Omega; Y_{\Omega^c} | X_{\Omega^c})$ for a product distribution of the transmit signals is a submodular function of Ω .

In particular, in networks for which the capacity is in fact known to be the cut-set value evaluated with independent transmit signals at each node, our results can be used to efficiently compute the half-duplex capacity⁴. For example, this is the case of the linear deterministic channel model [2], which we discuss below.

Consider the general linear deterministic network model from [2], where each node u transmits a vector $\mathbf{X}_u[t] \in \mathbb{F}_p^k$ at time t , for some $k \in \mathcal{N}$, and each node v receives

$$\mathbf{Y}_v[t] = \sum_{u:(u,v) \in E} \mathbf{G}_{u,v} \mathbf{X}_u[t], \quad (31)$$

where all operations are performed over some prime field \mathbb{F}_p . The ADT networks [2] correspond to the special case where each link (u, v) has an associated non-negative integer channel gain $n_{u,v}$, and the channel matrices are defined as $\mathbf{G}_{u,v} = \mathbf{S}^{k-n_{u,v}}$, where $k = \max_{u,v} n_{u,v}$ and the shifting matrix \mathbf{S} is a $k \times k$ matrix given by

$$\mathbf{S} = \begin{pmatrix} 0 & 0 & 0 & \cdots & 0 \\ 1 & 0 & 0 & \cdots & 0 \\ 0 & 1 & 0 & \cdots & 0 \\ \vdots & \ddots & \ddots & \ddots & \vdots \\ 0 & \cdots & 0 & 1 & 0 \end{pmatrix}.$$

In the full-duplex scenario, for a given cut Ω of the network (where $S \in \Omega$ and $D \notin \Omega$), we can stack together the input vectors $\mathbf{X}_u[t], u \in \Omega$, and output vectors $\mathbf{Y}_v[t], v \in \Omega^c$, and define a transition matrix Λ_Ω that gives the input-output relationship of these vectors according to (31). The cut-set outer bound for these networks, given by

$$\max_{p(\{\mathbf{X}_v\}_{v \in V})} \min_{\Omega} I(\mathbf{X}_\Omega; \mathbf{Y}_{\Omega^c} | \mathbf{X}_{\Omega^c}) = \max_{p(\{\mathbf{X}_v\}_{v \in V})} \min_{\Omega} H(\mathbf{Y}_{\Omega^c} | \mathbf{X}_\Omega)$$

is maximized by choosing the \mathbf{X}_v s to be independent i.i.d. vectors with entries chosen uniformly at random from \mathbb{F}_p , in which case $H(\mathbf{Y}_{\Omega^c} | \mathbf{X}_\Omega) = \text{rank}(\Lambda_\Omega)$. Since this outer bound can in fact be achieved, by Theorem 4.1 in [2], the capacity of (full-duplex) linear deterministic networks is given by

$$\min_{\Omega} \text{rank}(\Lambda_\Omega). \quad (32)$$

This linear deterministic model can be adapted to a half-duplex setting in a very straightforward manner. As defined in Section II, for each time $t = 1, 2, \dots, n$, we partition the node set V into a set of transmitter nodes $Tx[t]$ and a set of receiver nodes $Rx[t]$. At time t , each node $u \in Tx[t]$ transmits a signal $\mathbf{X}_u[t] \in \mathbb{F}_p^q$, and a node $u \in Rx[t]$, must transmit $\mathbf{X}_u[t] = \mathbf{0}$. Then, at time $t = 1, 2, \dots, n$, the signal received by a node $v \in Rx[t]$ is given by (31). If, instead, node v is in $Tx[t]$, its received signal is just $\mathbf{Y}_v[t] = \mathbf{0}$.

In the half-duplex scenario, we are interested in the mutual information between nodes in transmitter mode and nodes in the receiver mode. To this end, it is not difficult to see that, in general, for a set of nodes in the transmitter mode A and a set of nodes in the receiver mode B , if the transmit signals \mathbf{X}_u of all nodes $u \in V$ are independently chosen uniformly at random from \mathbb{F}_p^q , we have

$$I(\mathbf{X}_A; \mathbf{Y}_B | \mathbf{X}_{A^c}) = \text{rank}(\Lambda_{A,B}),$$

where $\Lambda_{A,B}$ is the transfer matrix between the vector of transmit signals \mathbf{X}_A (obtained by stacking the transmit vectors \mathbf{X}_u of all $u \in A$) and the vector of received signals \mathbf{Y}_B (similarly obtained by stacking the received vectors \mathbf{Y}_v of all $v \in B$). The capacity of general linear deterministic networks in (32) can then be used to obtain the capacity of half-duplex general linear deterministic networks, where we employ the terminology on mode configurations from Section II. The proof of the following result follows the ideas from the proof of Theorem 8.3 in [2], and here we provide a proof sketch.

Theorem 8. *The capacity of a half-duplex linear deterministic network is given by*

$$\max_q \min_{\Omega} \sum_{\mathbf{m}} q(\mathbf{m}) \text{rank}(\Lambda_{\Omega \cap \mathcal{T}(\mathbf{m}), \Omega^c \cap \mathcal{R}(\mathbf{m})}). \quad (33)$$

⁴In channel models where the received signals are affected by noise, our results require that the noise processes are independent across nodes

Proof Sketch: Consider a half-duplex linear deterministic network with a $k \times k$ transfer matrix $G_{u,v}$ for each link (u, v) . Now, among all probability distributions q on the mode configuration vectors $\mathbf{m} \in \{0, 1\}^{|V|}$, consider those with rational entries of the form $q = (q_1/M, q_2/M, \dots, q_{2^{|V|}}/M)$ where q_i s and M are integers. For each such distribution, we can construct a full-duplex network where, instead of picking a transmit signal from \mathbb{F}_p^k , each node picks a transmit signal from \mathbb{F}_p^{kM} , and each $G_{u,v}$ is replaced by a $Mk \times Mk$ block diagonal matrix $\tilde{G}_{u,v}$ with M $k \times k$ matrices, where the l th one is

- $G_{u,v}$ if $u \in \mathcal{T}(\mathbf{m})$ and $v \in \mathcal{R}(\mathbf{m})$, where \mathbf{m} is the mode configuration vector whose probability under q is q_j/M and $\sum_{i=1}^{j-1} q_i < \ell \leq \sum_{i=1}^j q_i$,
- $\mathbf{0}_{k \times k}$ otherwise.

For each of these full-duplex networks, if we let $\tilde{\Lambda}_{A,B}$ be the transfer matrix between the vector of transmit signals \mathbf{X}_A and the vector of received signals \mathbf{Y}_B and $\Lambda_{A,B}$ be the transfer matrix between the vector of transmit signals \mathbf{X}_A and the vector of received signals \mathbf{Y}_B in the original half-duplex network (ignoring half-duplex constraints), its capacity can be seen to be

$$\min_{\Omega} \text{rank} \left(\tilde{\Lambda}_{\Omega, \Omega^c} \right) = \min_{\Omega} \sum_{j=1}^{2^{|V|}} q_j \text{rank} \left(\Lambda_{\Omega \cap \mathcal{T}(\mathbf{m}), \Omega^c \cap \mathcal{R}(\mathbf{m})} \right) = \min_{\Omega} M \sum_{\mathbf{m}} q(\mathbf{m}) \text{rank} \left(\Lambda_{\Omega \cap \mathcal{T}(\mathbf{m}), \Omega^c \cap \mathcal{R}(\mathbf{m})} \right).$$

Next, notice that for any coding scheme for the half-duplex network, it is possible to define a probability distribution $q(\mathbf{m}) = n^{-1} |\{t : Tx[t] = \mathcal{T}(\mathbf{m})\}|$ on the mode configuration vectors. Thus, if M is large enough, it is not difficult to see that a given coding scheme can be replicated on one of the full-duplex networks we considered (using, of course, a blocklength M times smaller). Conversely, a coding scheme for one of these full-duplex networks can be converted into a coding scheme for the original half-duplex network (where we may have to delay signals to preserve causality). This allows us to conclude that the capacity of the original half-duplex linear deterministic network is given by (33). ■

Based on Theorem 8, we can write a linear program similar to Problem 2 that characterizes capacity of linear deterministic networks. However, solving it is difficult due to the exponential number of different mode configurations. To find an equivalent optimization problem of lower time complexity, as we did in Section IV, we consider finding subsets V_1, \dots, V_k satisfying properties P1 and P2. Then we consider rewriting Problem 3 as follows.

Problem 3':

$$\begin{aligned} & \text{maximize } R \\ & R, \{q_i\}_{i=1}^k \end{aligned} \tag{34}$$

subject to

$$\begin{aligned} R &< \sum_{i=1}^{N(\Omega)} \sum_{\mathbf{m} \in \{0,1\}^{|\mathcal{V}_r(\Omega,i)|}} q_{r(\Omega,i)}(\mathbf{m}) \cdot \text{rank} \left(\Lambda_{\Omega \cap \mathcal{T}(\Omega,i,\mathbf{m}), \Omega^c \cap \mathcal{R}(\Omega,i,\mathbf{m})} \right), \\ & \forall \Omega \in 2^V : S \in \Omega, D \notin \Omega, \end{aligned} \tag{35}$$

$$0 \leq q_i(\mathbf{m}), \mathbf{m} \in \{0,1\}^{|\mathcal{V}_i|}, \text{ for } i = 1, 2, \dots, k \tag{36}$$

$$\sum_{\mathbf{m} \in \{0,1\}^{|\mathcal{V}_i|}} q_i(\mathbf{m}) = 1, \text{ for } i = 1, 2, \dots, k \tag{37}$$

$$\begin{aligned} \sum_{\mathbf{m} \in \{0,1\}^{|\mathcal{V}_i|} : (m_j)_{j \in \mathcal{V}_i \cap \mathcal{V}_l} = \mathbf{m}_1} q_i(\mathbf{m}) &= \sum_{\mathbf{m} \in \{0,1\}^{|\mathcal{V}_l|} : (m_j)_{j \in \mathcal{V}_i \cap \mathcal{V}_l} = \mathbf{m}_1} q_l(\mathbf{m}) \\ & \text{for all } \mathbf{m}_1 \in \{0,1\}^{|\mathcal{V}_i \cap \mathcal{V}_l|}, \text{ for } i \neq l \text{ and } i, l \in \{1, 2, \dots, k\}, \end{aligned} \tag{38}$$

Showing that Problem 3' indeed is equivalent to finding (33) is done by following similar steps to those in Section IV-B. Moreover, the analysis of the time complexity of solving Problem 3' can follow the steps in Section IV-C, by noticing that the new function

$$F(\Omega, q_1, \dots, q_k) = \sum_{i=1}^{N(\Omega)} \sum_{\mathbf{m} \in \{0,1\}^{|\mathcal{V}_r(\Omega,i)|}} q_{r(\Omega,i)}(\mathbf{m}) \cdot \text{rank} \left(\Lambda_{\Omega \cap \mathcal{T}(\Omega,i,\mathbf{m}), \Omega^c \cap \mathcal{R}(\Omega,i,\mathbf{m})} \right),$$

is also a submodular function of Ω and can be computed in polynomial time on $|V|2^{\max_i |V_i|}$ for any Ω and $\{q_i\}_{i=1}^k$. This yields the following result.

Theorem 9. *The capacity of a half-duplex linear deterministic network with node subsets V_1, \dots, V_k satisfying P1 and P2 can be found by solving Problem 3'. Moreover, Problem 3' can be solved in a time complexity that is polynomial in $|V|2^{\max_i |V_i|}$.*

Another class of networks to which the results in this paper can be extended is the class of deterministic relay networks with state information from [12]. Each node in these networks receives a function of the transmit signals at all the other nodes and of a random network state, and this state is supposed to be known at the destination. In the case where, given the network state, the received signals are linear functions of the transmit signals, it is shown in [12] that the capacity is given by

$$\min_{\Omega} E [\text{rank}(\Lambda_{\Omega})], \quad (39)$$

generalizing the result in (32). It is not difficult to see that, in this case, analogous results to those in Theorems 8 and 9 can be obtained.

VI. NUMERICAL RESULTS

In this section we take a step further and numerically evaluate the performance of our algorithms. We show that with our proposed approach we can evaluate the half-duplex cut-set bound and determine the associated half-duplex schedules for networks of larger size than alternative algorithms. In addition, we show that by optimizing the half-duplex schedules we can approximate the performance of full-duplex networks. We focus on a Gaussian layered relay network, where the channel gains are randomly chosen with i.i.d. $\mathcal{CN}(0, P)$ distribution. This allows us to use Theorem 6 to solve Problem 3 for various network sizes as we vary the number of layers L keeping the number of nodes in each layer $|\mathcal{V}_l|$ constant for $l = 2, \dots, L - 1$. While in previous sections we assumed a real Gaussian channel model, all the results can be easily extended to the complex case which we consider in this section, which is of practical relevance for baseband models of wireless systems.

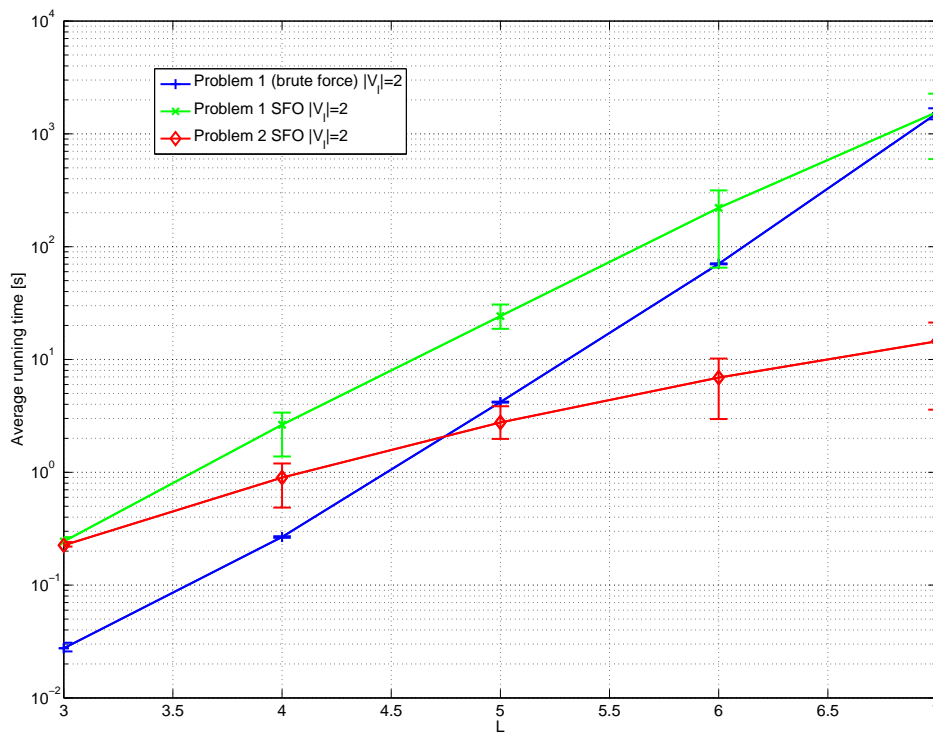


Fig. 5. Average running times of the algorithms that solve Problem 2 by brute force and by using submodular optimization (SFO) compared to that of the algorithm that solves Problem 3 using Theorem 6 as a function of the number of layers L with $|\mathcal{V}_l| = 2$ nodes per layer. Also shown are error bars indicating the minimum and maximum running times over 10 random realizations of the network.

In order to set a baseline for comparison, for networks of small size, Problem 2 is solved using Matlab's linear optimization function `linprog`. On the other hand, we solve Problem 3 efficiently using Theorem 6 and exploiting submodularity with the method proposed by Fujishige [13, 14] and the Matlab package SFO [15]. In addition, in order to evaluate the improvements obtained from the reduction in the number of optimization variables in going from Problem 2 to Problem 3, we also solve Problem 2 exploiting submodularity with the SFO package.

Fig. 5 shows the average running times of the various algorithms as the number of layers L increases for fixed number of relays $|\mathcal{V}_l| = 2$ in each layer. The average running time is computed over 10 random realizations of the channel gains drawn i.i.d. with distribution $\mathcal{CN}(0, 1)$. We first note that the brute force approach of solving Problem 2 with `linprog` leads to smaller running times than the approach that uses SFO. This may be explained by noting that Problem 2 has exponential complexity on the number of nodes, whether the optimization is solved by brute force or by submodular optimization methods. While SFO may simplify the computation of the cut-set constraints, it introduces overheads which grow with the number of variables involved. Fig. 5 shows that these overheads dominate the running times for the values of L in the plot, but due to the smaller slope of the curve, the solution with submodular optimization should be faster for large enough L . The overheads of SFO also explain why the algorithm that solves Problem 2 by brute force via `linprog` exhibits smaller running times than the algorithm that solves Problem 3 for networks with 7 or fewer nodes. However, as the number of nodes in the network grow the running times of the algorithm implementing Problem 3 become significantly smaller ($\approx 1/100$ for $L = 7$) than those of the other algorithms.

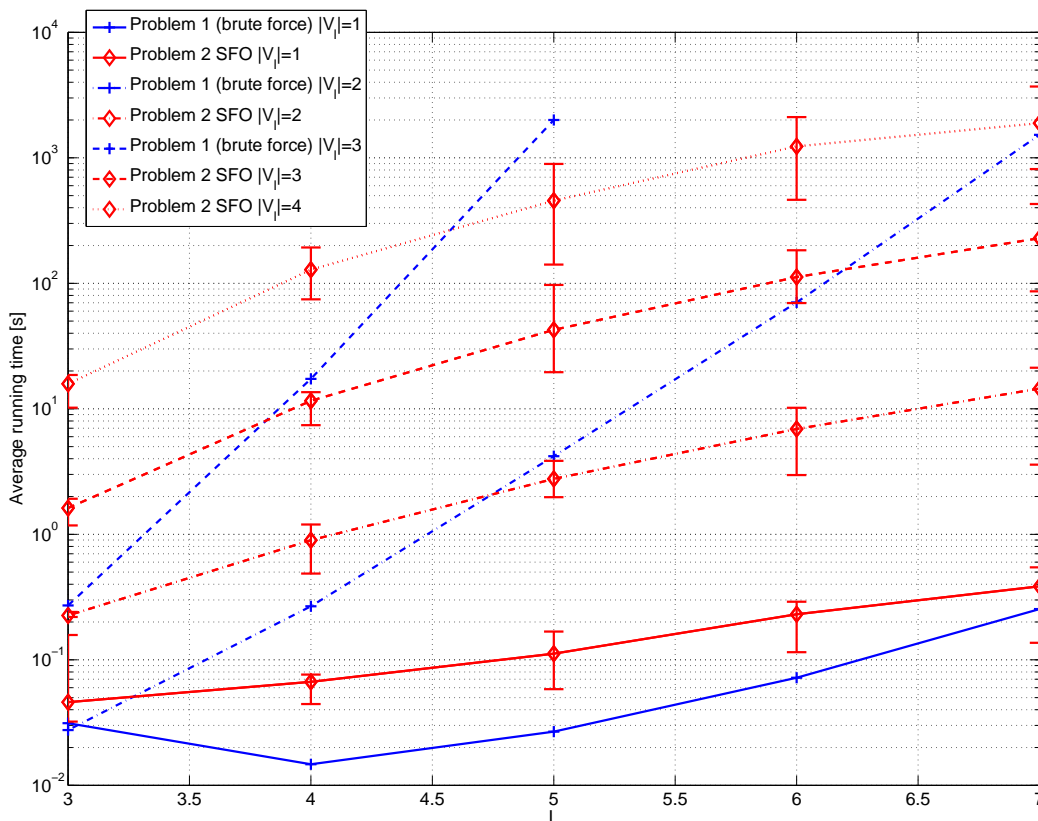


Fig. 6. Average running times the algorithm that solves Problem 2 by brute force compared to that of the algorithm that solves Problem 3 using Theorem 6 as a function of the number of layers L for different number of nodes per layer $|\mathcal{V}_l|$. The average running times are computed over 10 runs with random channel gains. Also shown are error bars indicating the minimum and maximum running times for the 10 runs of the algorithm that solves Problem 3. The algorithm that solves Problem 3 has smaller running times for networks of moderate and large size.

Figure 6 shows the average running times of the algorithms that solve Problem 2 by brute force and Problem 3, as the number of layers L increases for fixed number of relays $|\mathcal{V}_l|$ in each layer. As before, the average running times are computed over 10 random realizations of the channel gains drawn i.i.d. with distribution $\mathcal{CN}(0, 1)$. Since Problem 2 has exponential complexity on the number of nodes, the running times of the algorithm that solves

Problem 2 are only given for networks of small size. As seen in the figure, the algorithm implementing Problem 3 not only has smaller running times for networks of moderate size, but also it allows to solve problems for networks of large size for which the other algorithms become impractical due to memory and time requirements.

Figure 6 also includes the minimum and maximum running times of the algorithm that solves Problem 3 for 10 random realization of the channel gains. The ratio of the maximum to the minimum running time for each network size is approximately constant for various network sizes and is smaller than 10 in all cases shown in the figure.

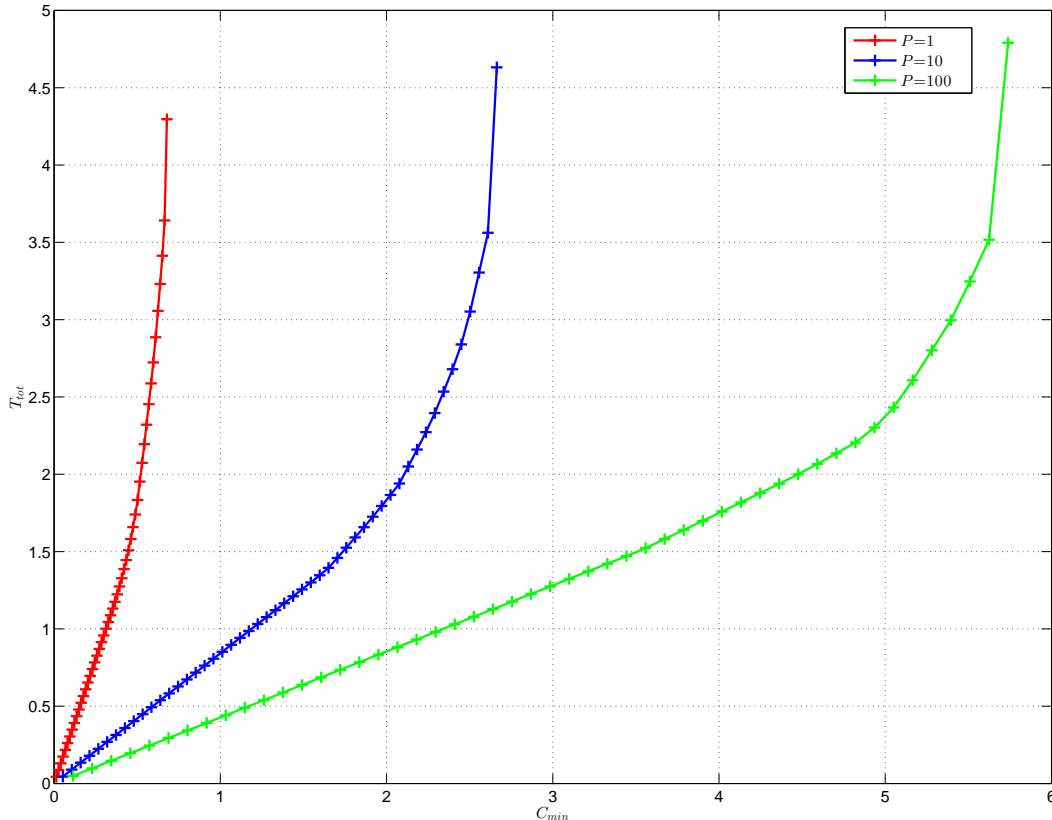


Fig. 7. Minimum total duty cycle T_{tot} as a function of the minimum required cut-set capacity C_{min} for random networks with $L = 4$ layers and $|\mathcal{V}_l| = 3$ nodes per layer. The random channel gains are drawn i.i.d. with $\mathcal{CN}(0, P)$ distribution, with $P = 1, 10, 100$. The figure shows that for C_{min} small compared to the half-duplex cut-set capacity the total duty cycle (and hence the power consumption) increases linearly with C_{min} . As C_{min} approaches the half-duplex cut-set capacity the total duty cycle increases abruptly.

As discussed in Section II, we can choose μ_1 , μ_2 and C_{min} in Problems 2 and 3 to find schedules optimizing different objectives. For example, by choosing $\mu_1 = 0$ and $\mu_2 = 1$ and we can find the minimum required sum of duty cycles T_{tot} (which is proportional to the required energy consumption of the network) to achieve a given minimum cut-set capacity C_{min} . Figure 7 shows this energy consumption as a function of C_{min} for networks with 4 layers and 3 relays per layer. We study different SNR regimes by changing the variance P of the distribution used to generate the channels gains.

We observe in Figure 7 that for C_{min} sufficiently smaller than the half-duplex cut-capacity of the network, T_{tot} increases linearly with C_{min} . For sufficiently large C_{min} the required total duty cycle T_{tot} increases faster as C_{min} increases. This can be explained by noting that for small C_{min} the optimal schedules only use the relays that have large channel gains, and their corresponding duty cycle is proportionally increased as C_{min} increases. As C_{min} becomes a significant fraction of the half-duplex cut-capacity, more and more nodes need to be activated by making them transmit a positive fraction of time. These additional nodes provide only marginal rate improvements since they do not increase the degrees of freedom of the network and their associated channel gains are likely small compared to those of the nodes activated first. This results in larger increase in total duty cycle (and power consumption) for the same increase of C_{min} as C_{min} approaches the half-duplex cut-capacity.

We next evaluate the benefits of using optimal half-duplex schedules (from solving Problem 3) compared to simpler scheduling approaches for networks with $L = 4$ layers, $|\mathcal{V}_l| = 4$ nodes per layer, and i.i.d. $\mathcal{CN}(0, P)$

channel gains. We compare the ratio between the half-duplex and full-duplex cut-set bound (averaged over 10 different random network realizations) for three half-duplex scheduling techniques:

- Optimized: the half-duplex schedule that results from solving Problem 2
- Naïve: time is divided in timeslots of equal length. The nodes in even layers transmit in even timeslots and receive in odd timeslots, while the nodes in odd layers transmit in odd timeslots and receive in even timeslots.
- Simple random: the network is divided into 2 subnetworks, where half of the nodes in each relay layer are randomly assigned to subnetwork 1, while the other half is assigned to subnetwork 2. The source and destination nodes are part of both subnetworks. Each subnetwork is operated using the naïve half-duplex schedule with phase offset of 1 timeslot. That is, half of the nodes in each relay layer transmit at a given time while the other half receive at that time. The source node is always in transmit mode, while the destination node is always in receive mode.

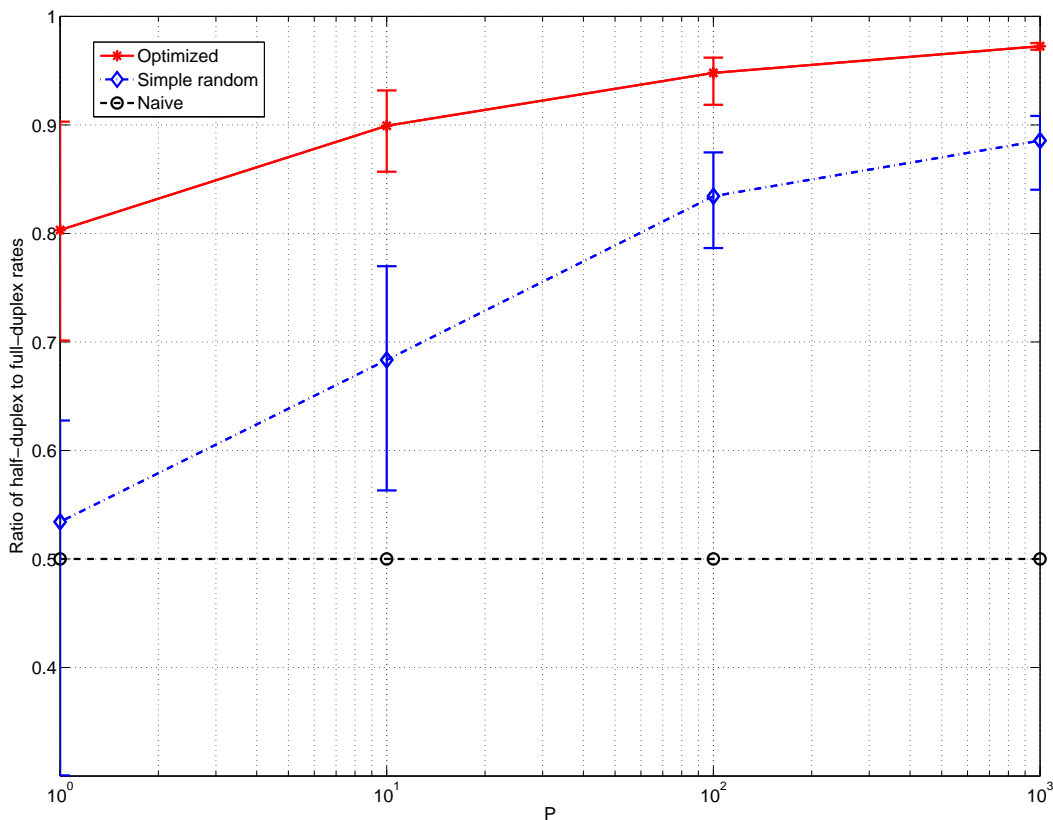


Fig. 8. Ratio of half-duplex to full-duplex rate for various scheduling approaches as a function of the signal-to-noise ratio P . Also shown are error bars indicating the minimum and maximum half-duplex to full-duplex ratios for 10 random realizations of the network.

Fig. 8 shows that the optimized half-duplex schedule allows to obtain a large fraction of the full-duplex performance, which increases with the SNR (represented by P). The simple random schedule outperforms the naïve schedule in most cases, but does not match the performance of the optimized schedule for small and moderate SNR. At large SNR, the DoF limits the rates, and the simple random schedule (which is DoF optimal) approaches the performance of the optimized schedule. Note that the curve corresponding to the naïve half-duplex schedule is a constant $1/2$ due to the fact that the cut-set bound with independent encoding at the nodes for the naïve half-duplex schedule is exactly half of the full-duplex cut-set bound. We also point out that, as the SNR tends to infinity, the ratio between half-duplex and full-duplex capacity approaches 1 due to the fact that the DoF in both the half-duplex and full-duplex cases is 1 whenever the number of nodes per layer is at least 2.

VII. CONCLUSIONS

We showed that for some classes of Gaussian relay networks an approximation to the half-duplex cut-set bound can be efficiently computed. This computation not only gives a capacity characterization within a constant gap, but also provides “good” half-duplex schedules which can be used in communication schemes. By varying some parameters in the optimization program it is possible to obtain schedules that tradeoff rate for lower network power consumption. It was shown by simulations that it may be beneficial to operate the network at rates significantly below the cut-set bound in order to achieve better power efficiency.

Whenever the complexity of implementing half-duplex schedules is a concern, as is the case in fading channels, it may be of interest to implement simple half-duplex schedules involving few timeslots. The performance of these simple schedules can be evaluated and further optimized using the cut-set bound as a metric, and compared to what is achievable under optimal scheduling using the techniques that we presented.

We proposed a heuristic approach based on tree decompositions to find the node groupings used in our main theorem. We gave two examples of network classes for which the required tree decompositions are easy to compute. A possible future research direction is to find other network classes leading to efficient tree decompositions (i.e. with small cardinality nodes) where our results can be applied. In addition, it would be of interest to design algorithms for computing these efficient tree decompositions.

REFERENCES

- [1] R. Etkin, F. Parvaresh, I. Shomorony, and A. S. Avestimehr. On min-cut algorithms for half-duplex relay networks. *To appear in the Proceedings of ISIT*, 2013.
- [2] A. S. Avestimehr, S. Diggavi, and D. Tse. Wireless network information flow: a deterministic approach. *IEEE Transactions on Information Theory*, 57(4), April 2011.
- [3] A. Ozgur and S. Diggavi. Approximately achieving gaussian relay network capacity with lattice codes. *ISIT Proceedings*, 2010.
- [4] S. H. Lim, Y.-H. Kim, A. El Gamal, and S.-Y. Chung. Noisy network coding. *IEEE Transactions on Information Theory*, 57(5):3132–3152, May 2011.
- [5] F. Parvaresh and R. Etkin. Efficient capacity computation and power optimization for relay networks. *submitted to IEEE Transactions on Information Theory*, 2011.
- [6] A. F. Dana, R. Gowaikar, R. Palanki, B. Hassibi, and M. Effros. Capacity of wireless erasure networks. *IEEE Transactions on Information Theory*, 52(3):789–804, March 2006.
- [7] M. A. Khojastepour, A. Sabharwal, and B. Aazhang. On the capacity of ‘cheap’ relay networks. *Proceedings of the Conference on Information Sciences and Systems*, March 12 - 14 2003.
- [8] S. Brahma, A. Ozgur, and C. Fragouli. Simple schedules for half-duplex networks. *Proc. IEEE International Symposium on Information Theory*, 2012.
- [9] A. Ben-Tal and A. Nemirovski. *Lectures on Modern Convex Optimization. Analysis, Algorithms, and Engineering Applications*. SIAM, Philadelphia, PA, 2001.
- [10] Reinhard Diestel. *Graph Theory*. Springer, 3rd. edition, 2005.
- [11] Martin J. Wainwright and Michael I. Jordan. Graphical models, exponential families, and variational inference. *Foundations and Trends in Machine Learning*, 1(1-2):1–305, 2008.
- [12] S. H. Lim, Y.-H. Kim, and S.-Y. Chung. Deterministic relay networks with state information. *Proc. IEEE International Symposium on Information Theory*, 2009.
- [13] S. Fujishige. *Submodular functions and optimization*, volume 58. Elsevier Science Limited, second edition, 2005.
- [14] S. Fujishige, T. Hayashi, and S. Isotani. *The Minimum-Norm-Point Algorithm Applied to Submodular Function Minimization and Linear Programming*. Kyoto University, Kyoto, Japan, 2006.
- [15] R. A. Krause. Matlab toolbox for submodular function optimization. [<http://www.cs.caltech.edu/krausea/sfo/>].