

# Gamma-rays Constraint on Higgs Production from Dark Matter Annihilation

Takashi Toma

*Institute for Particle Physics Phenomenology University of Durham, Durham DH1 3LE, UK*

A gamma line signal in cosmic-ray observation would be found when Higgs is produced at rest or almost rest by DM annihilation because of decay of 126 GeV Higgs into two gamma. This line signal gives a constraint on Higgs production cross section by DM. We examine this point with simple analysis in this work.

## I. INTRODUCTION

The Standard Model (SM)-like Higgs boson was discovered at LHC and the mass is  $m_H \approx 126$  GeV [1–5]. This result shows good agreement with the SM, however we do not know yet whether it is truly Higgs in the SM or not. Consequently more information is required in order to define it. One of possibilities to gain more knowledge about Higgs is examining interaction between Higgs and Dark Matter (DM). This is achieved with astrophysical data such as cosmic-rays. The discovered Higgs at LHC decays into gamma and it may be observed by such as Fermi-LAT if Higgs is produced by DM annihilation [6, 7]. Especially, if Higgs at rest or almost rest is produced by DM, a line signal at  $E_\gamma \approx 63$  GeV is emitted due to the Higgs decay channel  $H \rightarrow 2\gamma$  which can be characteristic signal in gamma-ray observations. According to comparison with observed gamma-ray data, we can obtain constraint on annihilation cross section into Higgs, and finally coupling strength between DM and Higgs would be constrained. In this talk, we focus on rest or slightly boosted Higgs production by DM annihilation [8].

## II. GAMMA-RAY FROM DM ANNIHILATION

There are two types of  $\gamma$ -rays. The first one is  $\gamma$ -ray of continuum energy spectrum which comes from Final State Radiation (FSR), decays and hadronization of the final state particles. The second one is  $\gamma$ -ray line spectrum which is directly produced and decay of rest Higgs generated by DM annihilation. In the case of directly produced  $\gamma$ -ray, the energy is fixed to  $E_\gamma = m_\chi$  for the process  $\chi\chi \rightarrow \gamma\gamma$  where  $\chi$  is DM and such a process is always loop-suppressed. The energy of gamma generated by decay of rest Higgs is almost fixed to  $E_\gamma = 63$  GeV. Namely, we can investigate whether a line signal around 63 GeV via rest Higgs decay exists or not by comparing with data. Then we obtain a constraint on annihilation cross section into Higgs when DM mass is some specific values we will discuss later.

To compare line and continuum  $\gamma$ -rays, we have to take into account phase space suppression. For example, for the process  $\chi\chi \rightarrow HH$ , the mass relation  $m_\chi \approx m_H$  is required to produce rest Higgs. Hence phase space suppression factor  $\sqrt{1 - m_H^2/m_\chi^2}$  should be multiplied. On the other hand, we do not have that factor for the process like  $\chi\chi \rightarrow b\bar{b}$  since the bottom quark mass is light enough compared with DM mass. As a result much broad  $\gamma$  spectrum is expected via the  $b\bar{b}$  channel. In addition, the ratio of branching fractions among them is small as follows

$$\frac{\text{Br}(H \rightarrow \gamma\gamma)}{\text{Br}(H \rightarrow b\bar{b})} \approx 4 \times 10^{-4}. \quad (1)$$

Therefore the  $\gamma$ -ray line from the Higgs decay might be swamped by the continuum  $\gamma$  spectrum unless some enhancement mechanism is taken into account. In the case of SUSY models for example, a way-out is making use of a resonance of pseudo-scalar ( $\phi_A$ ) mediation in s-channel process like  $\chi\chi \rightarrow \phi_A \rightarrow HH$ . Moreover  $b\bar{b}$  production should be suppressed by heavy sbottom and small coupling between bottom and the pseudo-scalar. As a result it is possible to see a line signal from the rest Higgs decay.

From now on, we focus on some specific DM masses such as 63 GeV, 109 GeV and 126 GeV to generate Higgs at rest. In the case of  $m_\chi = 63$  GeV, the target channel is  $\chi\chi \rightarrow H\gamma$  which is possible when DM spin is 1/2 or 1. This fact can be seen from spin statistics and no longitudinal component of photon. After the production of Higgs, The Higgs decays into  $\gamma\gamma$  and the energy is 63 GeV. In addition, the energy of the direct produced  $\gamma$  is  $E_\gamma = (4m_\chi^2 - m_H^2)/4m_\chi$  and this is expected to be too low energy to detect it. If  $\gamma$  excess is found at 63 GeV in experiments, it might be confused with direct produced  $\gamma$  like  $\chi\chi \rightarrow \gamma\gamma$  when DM mass is  $m_\chi = 126$  GeV. Therefore we have to disentangle it to identify where the observed signal comes from. For

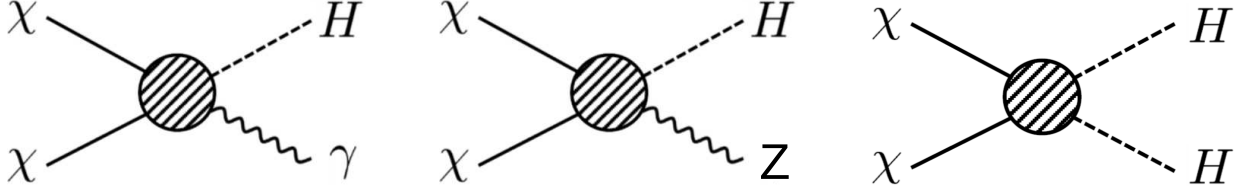


FIG. 1: The DM annihilation channels with the rest Higgs in final state that we consider in this work.

109 GeV DM, the target channel is  $\chi\chi \rightarrow HZ$ . A peak is expected at 63 GeV coming from the rest Higgs decay. For example, this process can be possible via t-channel and s-channel exchange diagrams if DM interacts with  $Z$  boson directly. In addition to the Higgs decay signal, a peak at 109 GeV is expected via direct  $\gamma$  production by DM annihilation  $\chi\chi \rightarrow \gamma\gamma$ . Similarly, 72 GeV line comes from  $\chi\chi \rightarrow \gamma Z$ . However they are not relative with Higgs, so we do not focus on them here. In the case of 126 GeV DM, the channel  $\chi\chi \rightarrow HH$  is possible to generate the rest Higgs. This channel also gives 63 GeV line signal. In SUSY models, this process can be possible via box diagram of bottom and sbottom at one-loop, moreover pseudo-scalar s-channel exchange at tree level if DM has interaction with pseudo-scalar. As well as the previous case, we have to disentangle with direct  $\gamma$  production like  $\chi\chi \rightarrow \gamma\gamma$ ,  $H\gamma$  when DM mass is 63 GeV when such a line is experimentally found.

### III. GAMMA-RAY FLUX

The  $\gamma$ -ray flux coming from DM annihilation is given as

$$\frac{d\Phi_\gamma}{dE_\gamma} = \eta \frac{\langle\sigma v\rangle}{8\pi m_\chi^2} \frac{dN_\gamma}{dE_\gamma} \int_{\Delta\Omega} d\Omega \int_{\text{los}} \rho^2(r(s, \Omega)) ds. \quad (2)$$

where  $\eta$  is symmetry factor which is 1 for self-conjugate DM and 1/2 for non self-conjugate DM,  $\langle\sigma v\rangle$  is DM annihilation cross section into  $\gamma$ ,  $dN_\gamma/dE_\gamma$  is energy spectrum and  $\rho(r)$  is DM profile which is taken as Einasto profile [9] in this analysis, and the profile is expressed as

$$\rho(r) = 0.193\rho_\odot \exp\left[-\frac{2}{\alpha}\left(\left(\frac{r}{r_s}\right)^\alpha - 1\right)\right], \quad (3)$$

where  $\alpha = 0.17$ ,  $r_s = 20$  kpc,  $\rho_\odot = 0.386$  GeV/cm<sup>3</sup>. Note that the energy dependence comes from only the energy spectrum  $dN_\gamma/dE_\gamma$ .

#### A. $\gamma$ -ray from Higgs at rest

We calculate the energy spectrum of  $\gamma$  via the rest Higgs is calculated by PYTHIA 6.4 [10] and that is shown in the left hand side of Fig 2. All channels of Higgs decay such as  $H \rightarrow b\bar{b}$ ,  $WW^*$ ,  $ZZ^*$  etc are included in the figure. A peak at 63 GeV can be seen and the peak comes from the Higgs decay process  $H \rightarrow 2\gamma$ . A small bump around 30 GeV which is due to the Higgs decay  $H \rightarrow Z\gamma$  is found, and the energy is expressed as  $E_\gamma = (m_H^2 - m_Z^2)/2m_H$ . The  $\gamma$  line signal is visible despite of the small branching fraction of  $H \rightarrow \gamma\gamma$ .

The  $\gamma$ -ray flux from Higgs decay is shown in the right hand side of Fig. 2 with Fermi-LAT data. Three channels  $\chi\chi \rightarrow H\gamma$ ,  $HZ$ ,  $HH$  are included in the figure. The most visible signal is obtained for the channel  $\chi\chi \rightarrow H\gamma$ . This is because DM mass is fixed to specific values for each channel and the mass is smallest for this channel, moreover the flux is proportional to  $m_\chi^{-2}$  as can be seen in Eq. (2). We can obtain the limits for DM annihilation into Higgs as

$$\langle\sigma v\rangle \lesssim 2.5 \times 10^{-25} \text{ cm}^3/\text{s} \quad \text{for } \chi\chi \rightarrow H\gamma, \quad m_\chi = 63 \text{ GeV}, \quad (4)$$

$$\langle\sigma v\rangle \lesssim 5.0 \times 10^{-25} \text{ cm}^3/\text{s} \quad \text{for } \chi\chi \rightarrow HZ, \quad m_\chi = 109 \text{ GeV}, \quad (5)$$

$$\langle\sigma v\rangle \lesssim 6.0 \times 10^{-25} \text{ cm}^3/\text{s} \quad \text{for } \chi\chi \rightarrow HH, \quad m_\chi = 126 \text{ GeV}. \quad (6)$$

These limits correspond to roughly  $10^{-28} \sim 10^{-27} \text{ cm}^3/\text{s}$  for  $\gamma$  production by DM annihilation. The limits are obtained from the line excess of  $H \rightarrow 2\gamma$  rather than the other continuum  $\gamma$ .

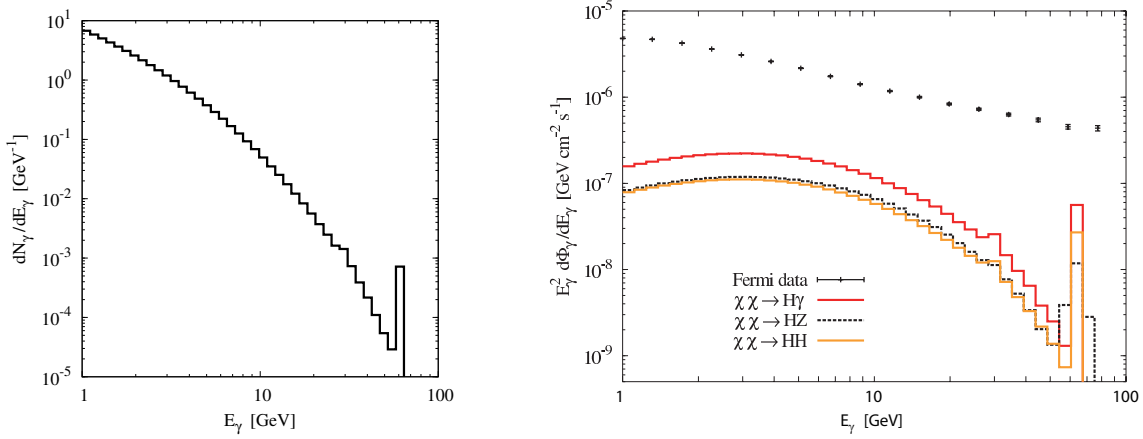


FIG. 2: The energy spectrum of  $\gamma$  coming from the decay of the rest Higgs (left) and the  $\gamma$ -ray flux calculated by using the energy spectrum for different three channels  $\chi\chi \rightarrow H\gamma$ ,  $HZ$ ,  $HH$  (right).

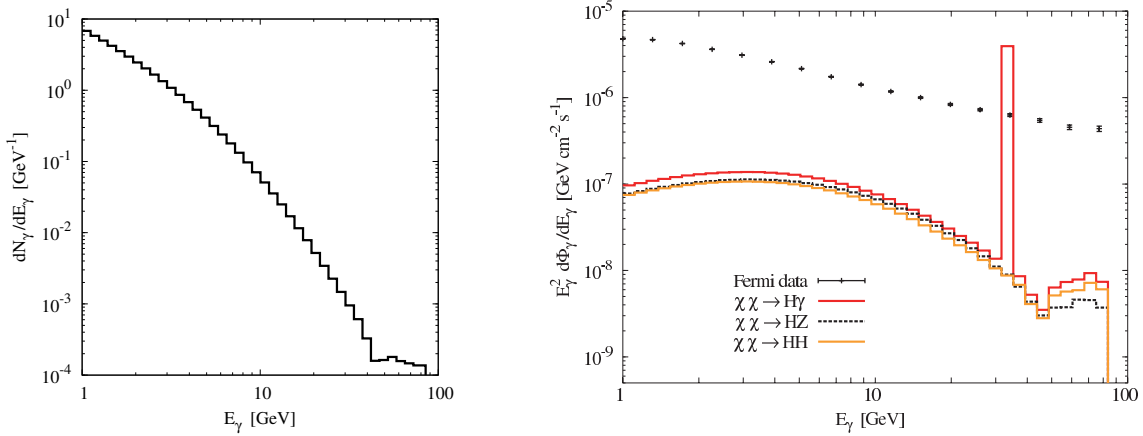


FIG. 3: The energy spectrum of  $\gamma$  coming from the decay of the slightly boosted Higgs (left) and the  $\gamma$ -ray flux calculated by using the energy spectrum for different three channels  $\chi\chi \rightarrow H\gamma$ ,  $HZ$ ,  $HH$  (right). Here Higgs is boosted to  $E_H = 130$  GeV. The DM mass is fixed to  $m_\chi = 81, 178, 130$  GeV for the channels  $\chi\chi \rightarrow H\gamma$ ,  $HZ$ ,  $HH$  respectively.

### B. $\gamma$ -ray from slightly boosted Higgs

The energy spectrum from boosted Higgs is shown in the left hand side of Fig 3. The peak around 63 GeV via  $H \rightarrow \gamma\gamma$  becomes tiny because of the broad energy distribution of  $H \rightarrow \gamma\gamma$  in the boosted case. No small excess around 30 GeV which is different from the rest case due to the same reason. The energy spectrum of  $H \rightarrow 2\gamma$  is smaller than the other continuum spectrum with the several order of magnitude.

The  $\gamma$ -ray flux is depicted in the right hand side of Fig 3. We have an intense line signal at 32 GeV for  $\chi\chi \rightarrow H\gamma$ . This line gives the limit of  $\langle\sigma v\rangle \lesssim 4 \times 10^{-27}$  cm $^3$ /s for the channel  $\chi\chi \rightarrow H\gamma$ . This strong line comes from direct  $\gamma$  production from DM annihilation. The direct  $\gamma$  energy appears at  $E_\gamma = (4m_\chi^2 - m_H^2)/4m_\chi$ . We can see from the equation that no such a strong line for the rest Higgs, but we have the line for boosted case. For the other two channels  $\chi\chi \rightarrow HZ$ ,  $HH$ , we can get the rough limits of  $\langle\sigma v\rangle \lesssim 5 \times 10^{-25}$  cm $^3$ /s.

## IV. SUMMARY

The SM-like Higgs boson was discovered at LHC. Using the decay property of the SM-like Higgs, we obtained the constraint on Higgs production cross section by DM in cases of some DM masses. The constraint is roughly  $\langle\sigma v\rangle \lesssim 10^{-25}$  cm $^3$ /s for all the channels when Higgs is generated at rest or slightly boosted frame. Especially,

the limit will be important when an enhancement mechanism of production cross section of Higgs such as Sommerfeld enhancement or resonance enhancement is working. We have done only rough estimation in this work. More precious constraint will be obtained by more detail analysis.

### Acknowledgments

This work is supported from the European ITN project (FP7-PEOPLE-2011-ITN, PITN-GA-2011-289442-INVISIBLES). The numerical calculations were carried out on SR16000 at YITP in Kyoto University.

- 
- [1] S. Chatrchyan *et al.* [CMS Collaboration], Phys. Lett. B **710**, 403 (2012) [arXiv:1202.1487 [hep-ex]].
  - [2] S. Chatrchyan *et al.* [CMS Collaboration], Phys. Lett. B **710**, 26 (2012) [arXiv:1202.1488 [hep-ex]].
  - [3] G. Aad *et al.* [ATLAS Collaboration], Phys. Rev. Lett. **108**, 111803 (2012) [arXiv:1202.1414 [hep-ex]].
  - [4] G. Aad *et al.* [ATLAS Collaboration], Phys. Lett. B **710**, 49 (2012) [arXiv:1202.1408 [hep-ex]].
  - [5] S. Chatrchyan *et al.* [CMS Collaboration], Phys. Lett. B **716**, 30 (2012) [arXiv:1207.7235 [hep-ex]].
  - [6] T. Bringmann, X. Huang, A. Ibarra, S. Vogl and C. Weniger, JCAP **1207**, 054 (2012) [arXiv:1203.1312 [hep-ph]].
  - [7] C. Weniger, JCAP **1208**, 007 (2012) [arXiv:1204.2797 [hep-ph]].
  - [8] N. Bernal, C. Boehm, S. Palomares-Ruiz, J. Silk and T. Toma, arXiv:1211.2639 [hep-ph].
  - [9] J. Einasto, Trudy Inst. Astrofiz. Alma-Ata 51, 87 (1965).
  - [10] T. Sjostrand, S. Mrenna and P. Z. Skands, JHEP **0605**, 026 (2006) [hep-ph/0603175].