

Correlation effects in insulating surface nanostructures

V.V. Mazurenko¹, S.N. Iskakov¹, A.N. Rudenko^{1,2}, I.V. Kashin¹,

O.M. Sotnikov¹, M.V. Valentyuk^{1,3}, and A.I. Lichtenstein³

¹*Theoretical Physics and Applied Mathematics Department,*

Ural Federal University, Mira Str.19, 620002 Ekaterinburg, Russia

²*Institute of Chemical Reaction Engineering, Hamburg University of Technology,
Eissendorfer Str. 38, 21073 Hamburg, Germany*

³*Institute of Theoretical Physics, University of Hamburg, Jungiusstrasse 9, 20355 Hamburg, Germany*

(Dated: June 18, 2018)

We study the role of static and dynamical Coulomb correlation effects on the electronic and magnetic properties of individual Mn, Fe and Co adatoms deposited on the CuN surface. For these purposes, we construct a realistic Anderson model, solve it by using finite-temperature exact diagonalization method and compare the calculated one-particle spectral functions with the LDA+ U densities of states. In contrast to Mn/CuN and Fe/CuN, the cobalt system tends to form the electronic excitations at the Fermi level. Based on the calculated magnetic response functions, the relative relaxation times for the magnetic moments of impurity orbitals are estimated. To study the effect of the dynamical correlations on the exchange interaction in nanoclusters, we solve the two-impurity Anderson model for the Mn dimer on the CuN surface. It is found that the experimental exchange interaction can be well reproduced by employing $U=3$ eV, which is two times smaller than the value used in static mean-field LDA+ U calculations. This suggests an important role of dynamical correlations in the interaction between adatoms on a surface.

PACS numbers: 71.27.+a, 73.20.At, 75.20.Hr

Recent scanning tunneling microscopy (STM) experiments on atoms deposited on surfaces have demonstrated many interesting and promising results varying from fundamental phenomena, such as the Kondo effect¹ or giant magnetic anisotropy,² to practical realization of logic gates.³ Theoretical support of these experiments requires the construction and solution of realistic models that can capture the most essential couplings and effects in the system. In case of the impurity deposited on an insulating surface, such as Mn (Co, Fe) adatom on the CuN surface, it is natural to start the study with a spin-type Hamiltonian,^{4,5} where the impurity is considered as a localized spin. This simple and attractive approach has been successfully applied to reproduce the Kondo effect in Co/CuN⁵ or step-type excitations in the conductance spectra observed for Mn/CuN.^{4,6}

The next step toward realistic modeling of Mn/CuN, Fe/CuN and Co/CuN systems would be to take into account the orbital nature of the adatom and hybridization effects between the adatom and surface states. This can be done by using a density functional theory (DFT) method⁷ or a many-body Anderson impurity model approach, or their combination. The first-principles DFT-based calculations provide an important information concerning ground state properties of the surface nanosystems. For instance, the densities of the states obtained for Mn, Fe, Co/CuN systems by using the local density approximation (LDA), generalized gradient approximation (GGA) and local density approximation taking into account the on-site Coulomb interaction (LDA+ U) demonstrated that the one-particle excitation picture depends on the symmetry of the particular $3d$ orbital of the adatom.⁷

On the other hand for the simulation of the electronic

or magnetic excitations in a surface nanosystem, the Anderson model approach seems to be the most natural choice. The parameters for this model can be estimated by using the first-principles calculations. However, the solution of the Anderson model in case of the five-orbital impurity at experimental temperatures is still a challenging methodological and technical problem.

The correct description of the exchange interactions between impurity magnetic moments is another computational and methodological problem. Numerous investigations based on the LDA+ U or GGA+ U approximations clarified the role of the static Coulomb interactions. The information about the influence of the dynamical Coulomb correlations on magnetic excitations in surface nanostructures is still limited. For instance, the authors of Ref.8 proposed that a disagreement between theoretical and experimental estimates of the isotropic exchange interactions can be related to the lack of the dynamical correlation effects⁹ that renormalize the electronic spectrum near the Fermi level. However, the proper microscopic mechanisms of correlated exchange process are still unknown.

In this paper, we address above mentioned problems and study the correlation effects in transition metal atoms deposited on insulating CuN surface. We first analyze the spectral functions obtained from the LDA+ U and Anderson model calculations. Based on the calculated spin-flip-type response functions of the impurity orbitals we discuss the origin of the low-energy excitations and estimate the relaxation times for magnetic moments of impurity orbitals. We clearly observe the difference in magnetic excitations between Co and Fe (Mn) systems. In contrast to the other, the cobalt system demonstrates an orbital polarization of the response functions. To con-

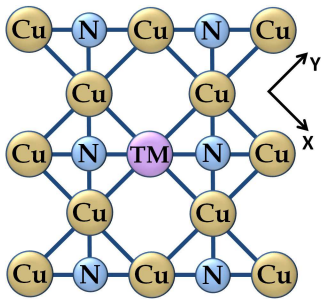


FIG. 1. (Color online) Schematic representation of the individual transition metal atom (Mn, Fe and Co) on the CuN surface (top view) simulated in this work.

TABLE I. Structural parameters for Mn, Fe, and Co adatoms supported on the CuN surface obtained from the LDA and LDA+ U ($U=3, 6$ eV) calculations: the surface-adatom distance (in Å) and the angle (in degrees) of nitrogen-metal-nitrogen bond. See text for details.

	Mn	Fe	Co
LDA	1.49 (118)	1.46 (118)	1.43 (118)
LDA+ U ($U=3$ eV)	1.46 (123)	1.38 (129)	1.37 (125)
LDA+ U ($U=6$ eV)	1.53 (118)	1.43 (126)	1.40 (123)

nect lifetimes of quantum spin-flip excitations with relaxation times of orbital magnetic moment, we used a combination of linear response theory and the Bloch equations approach. The effect of the dynamical correlations on the magnetic exchange interaction is demonstrated on the example of Mn dimer on the CuN surface.

Methods. In our study, we use two complementary approaches to investigate the electronic structure and magnetic properties of transition metal atoms deposited on the CuN surface: (i) the projected augmented-wave (PAW) method¹⁰ for individual Mn, Fe, or Co atoms, and (ii) the tight-binding linear-muffin-tin-orbital atomic sphere approximation (TB-LMTO-ASA) method¹¹ for Mn dimer. The exchange and correlation effects have been taken into account by using the LDA and LDA+ U ¹² approaches. The computational details are presented in the Supplementary materials.¹³

Geometry. The CuN(100) surface is built up from a (100) surface of fcc copper and nitrogen atoms uniformly embedded into the topmost layer with the Cu:N ratio of 2:1 (Fig.1). The formation of covalent bonds in the Cu-N network favors an insulating behavior of this surface.¹⁴ The deposition of a single transition metal (TM) atom on top of a Cu atom results in a slight distortion in the surrounding geometry due to formation of the N-TM-N bonds.¹⁵ Equilibrium geometry for different single atom adsorbates can be characterized by the distance from the adatom to the unperturbed topmost surface layer, and by the N-TM-N angle. In Table I, we list these quantities for Mn, Fe, and Co adatoms considered in this work. As one can see, in all three cases the geometries are similar, which suggests the same bonding mechanism for different

adatoms. In contrast to the dimer and longer chains of TM atoms on CuN,¹⁵ the on-site Coulomb correlations do not significantly affect the geometry of the system in the presence of a single atom on the surface.

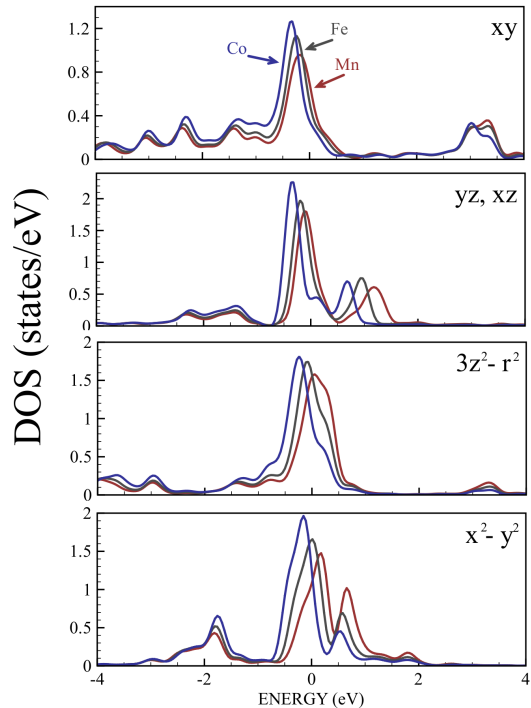


FIG. 2. (Color online) Partial one-particle spectral functions of Mn/CuN (red), Fe/CuN (gray) and Co/CuN (blue) obtained from LDA calculations.

LDA results. First, we analyze spectral functions calculated by using the local density approximation (Fig.2). All the systems demonstrate similar one-particle excitation spectra with the shifted chemical potential due to the different number of 3d electrons. The main feature of each spectrum is a peak at the Fermi level that originates from the hybridization between the adatom and surface states. The width of the LDA peak of about 1 eV is approximately the same as for Co adatom on Pt(111), where strong hybridization and correlation effects were observed.¹⁸ Thus the straightforward transition from the complex electronic Hamiltonian to a simple spin model is not justified.

To give a quantitative estimate for LDA results and to extract the parameters for the many-body Anderson model, one can use the different schemes. One commonly used way is a projection procedure¹⁹ that defines the Wannier functions and the corresponding parameters for a tight-binding Hamiltonian. However, the energy bands of the surface nanosystems are strongly entangled in a wide range, which makes the band structure rather complicated. Moreover, since we use the exact diagonalization solver there is a limitation on the number of the surface orbitals. It is not clear which surface orbitals should be included in the Wannier function (WF) basis.

Thus the construction of a moderate-size WF basis is not trivial for surface nanostructures.

A more appropriate approach is to define some effective surface orbitals that reproduce main features of the LDA density of states. It can be done within a minimization scheme where the non-interacting Green's function is diagonal in the orbital space and each LDA spectrum is fitted by the following expression

$$G_i^{LDA}(\omega) = (\omega - \epsilon_i - \sum_{p=1}^2 \frac{|V_{ip}|^2}{\omega - \epsilon_p})^{-1}, \quad (1)$$

where ϵ_i (ϵ_p) is the energy of the impurity (effective surface) states and V_{ip} is the hopping between i th impurity and p th effective surface orbitals. The calculated parameters are presented in Ref.13. The typical values of the hybridization between the surface and impurity states for all the systems are ranging from 80 meV to 200 meV.

The choice of U . The correct description of the localized nature of the 3d states of a transition metal adatom requires the proper account of the Coulomb correlation effects. It can be done by using the LDA+ U calculation scheme. In such calculations, one needs to specify the values of the on-site Coulomb and intra-atomic exchange J_H . There is a number of constrained procedures to calculate U and J_H within the DFT-based methods. However, depending on the approach that can be local density approximation, generalized gradient approximation or random phase approximation (RPA), the resulting Coulomb interaction values are rather different. These values are also sensitive to the details of the surface. For instance, the constrained-LDA method gives $U = 6.75$ eV for individual Co atom on Pt(111) surface.¹⁸ On the other hand the constrained-GGA results in $U=0.8$ eV in case of the Co/CuN system.⁷

We also note that a common practice is to use the U and J_H as fitting parameters to achieve the best agreement with known experimental data. For instance, the LDA+ U method with $U = 5.88$ eV gives the isotropic exchange interactions between Mn atoms on the CuN surface that agree well with experimental estimates.¹⁵ As we will show below, this value of the U parameter can be substantially renormalized by taking into account the dynamical Coulomb correlation effects. Thus there is no unique set of the U and J_H parameters for a particular surface nanosystem.

In this work, we simulate the nanosurface systems in different interaction regimes with two sets of the U and J_H parameters: $U = 3$ eV ($J_H = 0.9$ eV) and $U = 6$ eV ($J_H = 0.9$ eV). The first set corresponds to nearly itinerant state with the effective Coulomb interaction ($U_{eff} = U - J_H = 2.1$ eV), whereas the second can be associated with a localized regime ($U_{eff} = U - J_H = 5.1$ eV). As the U parameter of a single transition metal atom is known to decrease toward the surface,¹⁶ two interacting regimes can be interpreted as two possible states, corresponding to different separations of the adatom from the surface. Moreover, comparing the Anderson model

results for defined U values will give us opportunity to retrace the corresponding changes of the electronic structure and magnetic properties.

Anderson model results To simulate the many-body correlation effects in Fe, Co and Mn adatoms on the CuN surface, we use the single-impurity Anderson model that can be written in the following form:

$$H = \sum_{p\sigma} \epsilon_p c_{p\sigma}^+ c_{p\sigma} + \sum_{i\sigma} (\epsilon_i - \mu) n_{i\sigma} + \frac{1}{2} \sum_i g \mu_B B_{eff} (n_{i\uparrow} - n_{i\downarrow}) + \sum_{ip\sigma} (V_{ip} d_{i\sigma}^+ c_{p\sigma} + H.c.) + \frac{1}{2} \sum_{ijkl} U_{ijkl} d_{i\sigma}^+ d_{j\sigma'}^+ d_{l\sigma'} d_{k\sigma}. \quad (2)$$

Here ϵ_i and ϵ_p are the energies of the impurity and bath states, $d_{i\sigma}^+$ and $c_{p\sigma}^+$ are the creation operators for impurity and surface electrons, respectively. B_{eff} is an effective magnetic field applied in z -direction, V_{ip} is the hopping between the impurity and surface states, U_{ijkl} is the Coulomb matrix element and the impurity orbital index i (j, k, l) runs over the 3d states. In our work, we use the full form of the Coulomb interaction matrix. For each system under consideration the Anderson model is solved by using the finite-temperature exact diagonalization method on the real energy axis.¹⁸

It is important to discuss the magnetic field contributing to the Hamiltonian. The experimental values of the magnetic fields (1-7 T) being used in our model can lead to nearly paramagnetic state with tiny magnetization²¹ or to magnetic solution with a low-spin state. It is mainly due to the use of the full Coulomb interaction matrix that contains spin-flip terms destroying the magnetic state. To obtain the magnetic solutions with the magnetic moment corresponding to the experimental spin, we need to use the effective magnetic fields of about 20-50 meV.

To assess the effect of the dynamical correlations, we compare the one-particle spectral function obtained from the Anderson model calculations with those calculated with the LDA+ U approach Fig.3 and 4. In case of Mn and Fe/CuN systems, we observe the tendency of the Anderson model solution to enhance the splitting between spin-up and spin-down states for partially filled orbitals. It is not the case for Co/CuN system, where the account of the dynamical correlations for Co adatom results in new excitations at the Fermi level. In our model, the difference between Mn/CuN and Fe/CuN concerns the xy orbital, which demonstrates a tiny magnetization in the case of Fe adatom. It is also important to note that we consider the magnetic solution of the Anderson model, which means that the correlation effects could be partially suppressed by magnetism.

Spin-flip response functions. To study the magnetic excitations, we have calculated the spin-flip response function for each impurity orbital using the Kubo's linear

TABLE II. Comparison of the magnetic moments (in μ_B) of Mn, Fe, Co atoms obtained from the LDA+ U and Anderson model calculations with $U = 3$ eV and $U = 6$ eV.

Exp.	LDA+ U $U=3$	LDA+ U $U=6$	Anderson $U=3$	Anderson $U=6$
Mn 5 ($S = \frac{5}{2}$) ²⁴	4.0	4.4	4.5	4.7
Fe 4 ($S = 2$) ²⁰	3.0	3.2	3.7	3.7
Co 3 ($S = \frac{3}{2}$) ¹	2.0	2.2	2.6	2.8

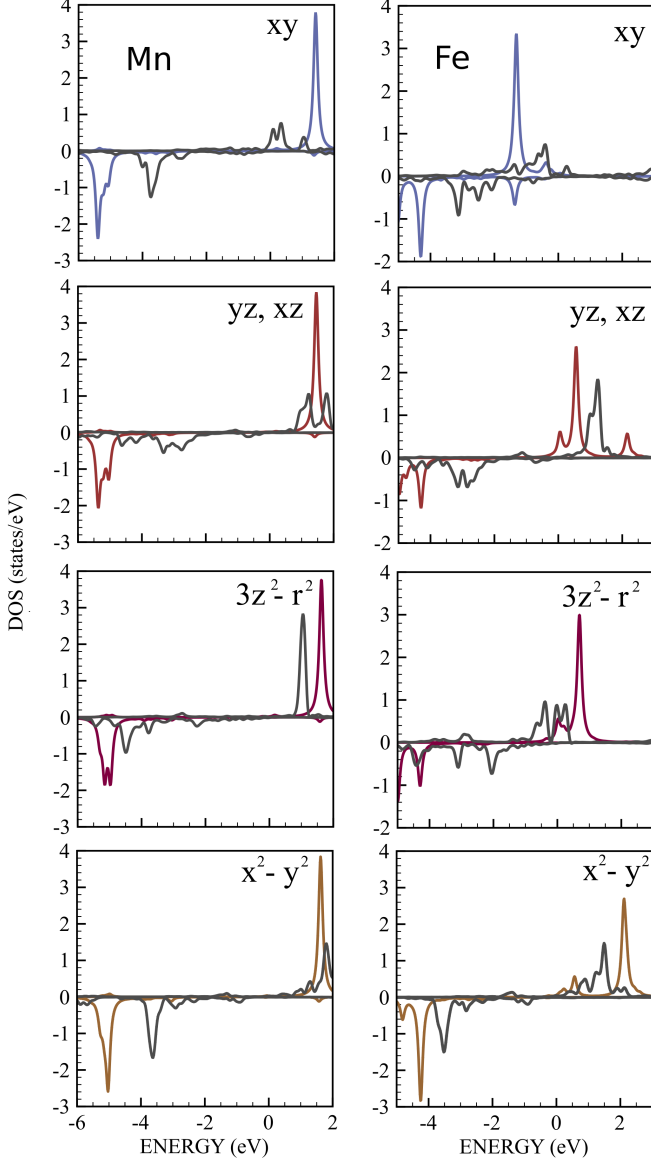


FIG. 3. (Color online) Comparison of the partial spectral functions obtained from the LDA+ U (gray lines) and Anderson model calculations for the Mn/CuN (left) and Fe/CuN (right) systems ($U=3$ eV and $J_H=0.9$ eV).

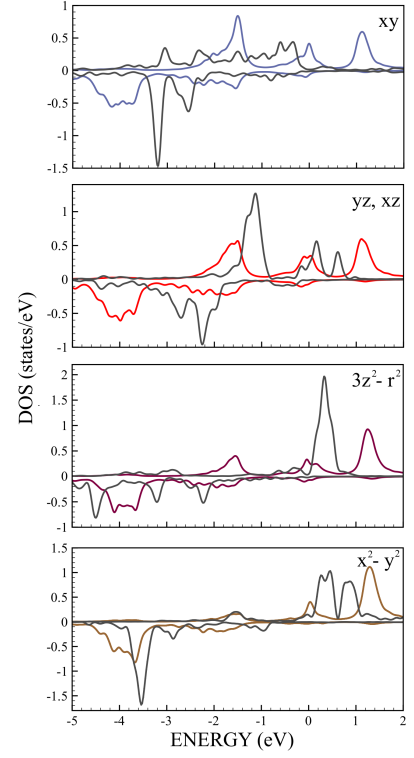


FIG. 4. (Color online) Comparison of the partial spectral functions obtained from the LDA+ U (gray lines) and Anderson model calculations for the Co/CuN system ($U=3$ eV and $J_H=0.9$ eV).

response theory,

$$\chi_i^\mp(\omega) = (g\mu_B)^2 \sum_{nn'} \frac{|\langle n' | S_i^+ | n \rangle|^2}{\omega - \Delta_{n'n} + i\Gamma(\Delta_{nn'})} (e^{-\beta E_n} - e^{-\beta E_{n'}}) \quad (3)$$

where E_n and $|n\rangle$ are the eigenvalues and eigenstates of the Anderson Hamiltonian, and $\Delta_{n'n} = E_{n'} - E_n$ is an excitation energy. The corresponding spectral functions are antisymmetric,²² i.e. they are positive for $\omega > 0$ and negative for $\omega < 0$.²³ Here we phenomenologically introduce the finite width for the collective spin excitations, $\Gamma(\Delta_{nn'})$ that relates to the lifetimes of these excitations, $\tau = \frac{\hbar}{\Gamma}$. This allows us to decrease the effects of the discretized bath on the excitation spectrum. In general, the width can be calculated by using the self-energy part of the two-particle Green's function. To simplify the consideration, we use the principal property of Γ , that is

$$\Gamma(\Delta_{nn'}) \ll \Delta_{nn'}. \quad (4)$$

The corresponding estimation for the ratio $\frac{\Gamma(\Delta_{nn'})}{\Delta_{nn'}}$ can be found in the previous theoretical works. For instance, the authors of Ref.6 have fitted the experimental STM curve for Fe/CuN with the width $\Gamma = 0.01 - 0.03$ meV. Taking into account the spin excitation energy of 1 meV, we can estimate $\frac{\Gamma(\Delta_{nn'})}{\Delta_{nn'}} = 0.01$.

Since we simulate the magnetic states of the impurity with magnetic moments ranging from 2.2 eV (Co/CuN)

to 4.4 eV (Mn/CuN), the intensity of the zz -component of the response function is strongly suppressed. Below we will analyze the χ_i^\mp and χ_i^\pm contributions that are related to each other by $Im(\chi_i^\pm(-\omega)) = -Im(\chi_i^\mp(\omega))$.

The resulting spectral functions are presented in Fig.5. One can see that there are well-separated low- and high-energy excitations with the gap ranging from 3 eV (Mn/CuN) to 1 eV (Co/CuN). The low-energy peak is a response of the system on the external magnetic field, B_{eff} , as the resonance energy is fully controlled by the static z -component of the magnetic field, B_0 . At the same time, the high-energy structure corresponds to the intra-atomic spin-flip excitations. Analyzing these excitations at the time scale, it can be seen the intra-atomic excitations (1-2 eV) are typical for ultrafast processes at the femtosecond scale, whereas the response to the external magnetic field can be associated with the nanoscale range.

Importantly, all the magnetic orbitals of Fe and Mn atoms demonstrate the same intensity of the low-energy peak. It is not the case for Co impurity where the intensity of the response function depends on the symmetry of the $3d$ orbital with the largest response resulting from the $x^2 - y^2$ orbital. The smallest intensity of the low-energy peak is demonstrated by the xy orbital. The difference between them is due to the hybridization with the nitrogen states. While the orbital of the xy symmetry points

TABLE III. Orbital relaxation times, T_2^i estimated by minimizing Eq.(6).

	xy	yz	$3z^2 - r^2$	xz	$x^2 - y^2$
Low-energy (slow) excitations					
Mn	7 ps	7 ps	7 ps	7 ps	7 ps
Fe	6 ps	7 ps	7 ps	7 ps	7 ps
Co	40 fs	50 fs	60 fs	50 fs	80 fs
High-energy (fast) excitations					
Mn	70 fs	70 fs	70 fs	70 fs	70 fs
Fe	17 fs	22 fs	15 fs	22 fs	11 fs
Co	9 fs	11 fs	9 fs	11 fs	12 fs

in the direction of the largest overlap with nitrogen, the $x^2 - y^2$ orbital lobes look away from nitrogen.

Orbital relaxation times. For practical purposes it is important to show a connection between the lifetimes of quantum excitations and relaxation times of the magnetic moments of individual impurity orbitals. For this purpose, we use the Bloch's²⁵ approach and consider the nonequilibrium behavior of the orbital magnetic moments of the impurity in the magnetic field, \vec{B}_{eff} . This field has a stationary z -component of frequency $\omega_0 = g\mu_B B_0$ and weak time-dependent component along x axis. Thus $\vec{B}_{eff} = (B_1 \cos \omega t, 0, B_0)$.

The impurity in the strong magnetic field applied along z direction yields a finite magnetization. The z component of the magnetization of the i th orbital, m_i^z fluctuates near stationary solution m_i^0 . Taking into account a small oscillating magnetic field in the x -direction we obtain that the x and y components of the magnetization oscillate near the zero value. If m_i^z is perturbed from the equilibrium state ($m_i^x, m_i^y \neq 0$) the return to this state will take characteristic times T_1^i (longitudinal) and T_2^i (transverse). The corresponding equations of motion for the x and y components of the impurity orbital magnetization are given by

$$\frac{dm_i^{x,y}}{dt} = [\vec{m}_i \times \vec{B}_{eff}]_{x,y} - \frac{m_i^{x,y}}{T_2^i} \quad (5)$$

The solution of this system of differential equations corresponds to the following susceptibility²⁶

$$\tilde{\chi}_i^{xx}(\omega) = \frac{g\mu_B m_i^0}{2T_2^i} \left[\frac{1}{(\omega_0^i - \omega)^2 + (1/T_2^i)^2} - \frac{1}{(\omega_0^i + \omega)^2 + (1/T_2^i)^2} \right] \quad (6)$$

where m_i^0 is the equilibrium value of the magnetic moment of the i th orbital. Approximating nonequilibrium $\tilde{\chi}_i^{xx}(\omega)$ by the spin-flip susceptibilities obtained within the linear response theory, $\tilde{\chi}_i^{xx}(\omega) = \frac{1}{4}(\chi_i^\mp + \chi_i^\pm)$ we can estimate the orbital relaxation times.

The spin-flip response function contains low- and high-energy structures that correspond to different types of spin excitation in the system. We substitute these parts into Eq.(6) separately to simulate the magnetization dynamics on different times scales. In this case, the parameter m_i^0 controls the capacity of the corresponding susceptibility part and it can only be associated with

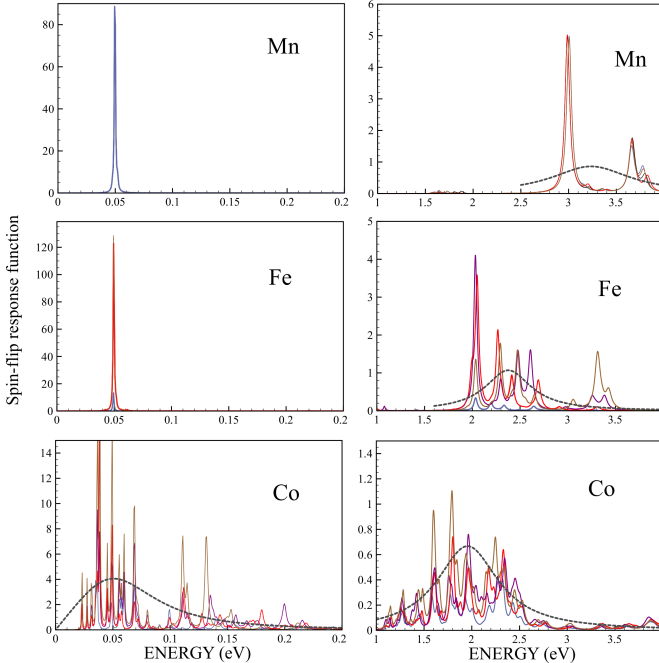


FIG. 5. (Color online) Low- (left panel) and high-energy (right panel) parts of the spin-flip response functions (in $(g\mu_B)^2 eV^{-1}$) calculated with $U=3$ eV and $J_H=0.9$ eV. The blue, red, purple and brown lines correspond to the xy , yz (xz), $3z^2 - r^2$ and $x^2 - y^2$ orbitals. The gray lines are examples of the fitting by using Bloch equation, Eq.(6).

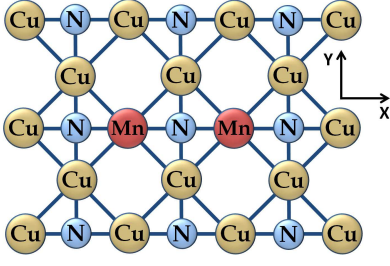


FIG. 6. (Color online) Schematic representation of the Mn dimer on the CuN surface (top view) simulated in this work.

the equilibrium magnetic moment of the impurity orbital. Let us start from the analysis of the low-energy excitations attributed to a response to the external magnetic field. The obtained relaxation times are presented in Table III. For Mn/CuN and Fe/CuN systems, we obtain the same relaxation times for the magnetic orbitals. In case of cobalt system, there is a small variation of T_2 for different impurity orbital states. Another important result is that the cobalt relaxation times are of two orders of magnitude faster than those of iron and manganese systems. It is due to the fact that the Co/CuN system is more itinerant than the others.

The spin-flip excitations of intra-atomic nature correspond to the high-energy part of the spectral function for $\omega > 1$ eV. The minimization procedure for this part of the spectrum leads to a picture of ultrafast relaxation times for the orbital magnetization (Table IV). The main difference from the low-energy excitation is that the Fe/CuN and Co/CuN systems demonstrate a complex cascade of the spin-flip excitations within the energy window of 1-2 eV. The manganese impurity shows two isolated excitations.

Correlated exchange in Mn-dimer. The next step of our study is to examine the influence of the dynamical correlations on the isotropic exchange interactions between adatoms on the surface. For these purposes we chose the Mn-dimer on the CuN surface²⁴ that demonstrates the largest exchange interaction of 6.4 meV. The geometry of the Mn-dimer on the CuN surface is described in detail in our previous investigation.¹⁵ To define the parameters of the two-impurity Anderson Hamiltonian, we use a combination of the projection procedure and minimization of the on-site LDA Green's function. The detailed discussion is presented in the Supplementary materials. The constructed model is solved by using an exact diagonalization technique. The comparison of the calculated spectral functions with those obtained from the LDA+ U calculations is presented in Fig.7. One can see that, in contrast to LDA+ U results, the Anderson model demonstrates additional excitations at the Fermi level for the $3z^2 - r^2$ and xz orbitals.

Before our discussing the two-impurity Anderson model and the results of its solution, let us analyze qualitatively possible effects of the dynamical Coulomb correlations on the exchange interaction. For that we consider

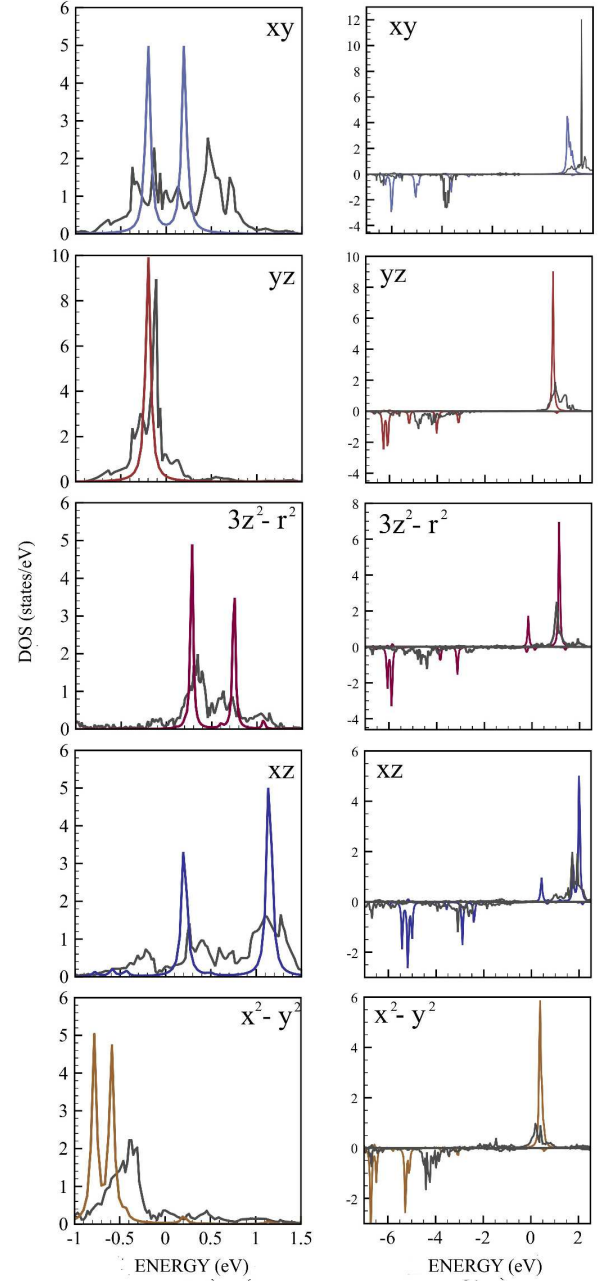


FIG. 7. (Color online) Left panel. Comparison of the partial spectral functions obtained from LDA (gray lines) and non-interacting model Hamiltonian for the Mn dimer on CuN system. Right panel. Comparison of the partial spectral functions obtained from LDA+ U (gray lines) and Anderson model calculations for the Mn dimer on the CuN surface with $U=3$ eV and $J_H=0.9$ eV.

a general expression for the total exchange interaction of

a given site with all magnetic environment,^{17,27,28}

$$J_0 = -\frac{1}{2\pi S^2} \text{Im} \int_{-\infty}^{E_F} \Delta_0 (G_{\downarrow 0} - G_{\uparrow 0}) d\omega - \frac{1}{2\pi S^2} \text{Im} \int_{-\infty}^{E_F} \Delta_0 G_{\downarrow 0} \Delta_0 G_{\uparrow 0} d\omega, \quad (7)$$

where $G_{\sigma 0}$ is the spin-dependent on-site local Green's function, the on-site potential $\Delta_0 = G_{\downarrow 0}^{-1} - G_{\uparrow 0}^{-1}$ and E_F is the Fermi energy. The Green's function taking into account the dynamical Coulomb correlations that can be obtained, for instance, in the LSDA+ Σ approach²⁷ is written in the following form:

$$G_{\sigma 0}(\omega) = \sum_{\mathbf{k}} (\omega + \mu - \epsilon^\sigma(\mathbf{k}) - \Sigma_0^\sigma(\omega))^{-1}, \quad (8)$$

where σ denotes spin, μ is the chemical potential, Σ_0^σ is the self-energy and $\epsilon^\sigma(\mathbf{k})$ is the LSDA spectrum. If the self-energy part in Eq.(8) is zero then we obtain the local LSDA Green's function.

Let us compare the magnetic couplings calculated in LSDA (static mean-field) and LSDA+ Σ (dynamical mean-field) approaches. For that, we expand the real part of the self-energy in the vicinity of the Fermi energy leaving only linear term, we obtain

$$\text{Re}\Sigma(\omega) \approx \mu + (1 - Z^{-1})\omega, \quad (9)$$

where the quasiparticle residue is given by

$$Z = (1 - \frac{d\text{Re}\Sigma(\omega)}{d\omega}|_{\omega=0})^{-1}. \quad (10)$$

In turn, the correlated Green's function, Eq.(8) can be reduced to the effective LSDA form

$$G_{\sigma 0}(\omega) \approx \sum_{\mathbf{k}} (\omega Z^{-1} - \epsilon^\sigma(\mathbf{k}))^{-1}. \quad (11)$$

with rescaled frequencies. This correlated Green's function being substituted into Eq.(7) leads us to the following ratio

$$J_0^{LSDA+\Sigma} = Z J_0^{LSDA} \quad (12)$$

The performed qualitative consideration demonstrates that many-body correlation effects tend to renormalize a static mean-field (LSDA) value of the isotropic magnetic coupling. It is easy to show that the anisotropic interactions, such as Dzyaloshinskii-Moriya interaction and single-ion anisotropy are satisfied to the same relation (12) between static and dynamical values. Quantities related with the exchange interaction are also rescaled. For instance, one can consider the Curie-Weiss temperature that in the high-temperature limit can be written as $T_{CW} = \frac{J_0 S(S+1)}{3k_B}$.

Since the impurity systems we study demonstrate a complex many-orbital behavior, it requires accurate numerical calculations. For reliable quantitative estimates

of the magnetic coupling within the Anderson model approach, we used the exchange interaction in a strongly-correlated formulation,²⁷

$$J_{12} = \frac{1}{2\pi S^2} \text{Im} \int_{-\infty}^{E_F} \Sigma_1^s G_{12}^\uparrow \Sigma_2^s G_{21}^\downarrow d\omega, \quad (13)$$

where $\Sigma_i^s = \Sigma_i^\uparrow - \Sigma_i^\downarrow$ is the self-energy part of the on-site Green's function and G_{12}^σ is the inter-site correlated Green's function.

We now turn to the analysis of the calculated exchange interaction between manganese impurities on CuN. In the previous work,¹⁵ we demonstrated the effect of the static Coulomb correlations by comparing magnetic couplings calculated by employing LSDA and LDA+ U approaches. The account of the U correction leads to a strong renormalization of the exchange interaction. Here one can see that the account of the dynamical correlations leads to an additional decrease of the exchange interaction between magnetic moments of the manganese atoms. We note that the approximately the same value of the total exchange interaction is obtained in the LDA+ U and Anderson model calculations with completely different values of the on-site Coulomb interaction, $U=3$ eV (Anderson) and $U=5.88$ eV (LDA+ U).¹⁵

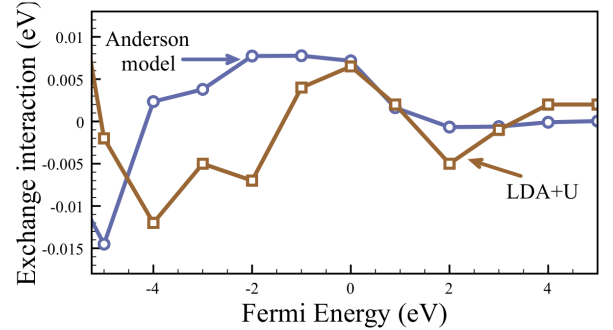


FIG. 8. (Color online) Exchange interactions calculated in LDA+ U ($U=5.88$ eV) and Anderson model ($U=3$ eV) as a function of the Fermi energy.

The decrease of the orbital contributions to the exchange interaction in LDA+ U and Anderson model calculations with respect to the LSDA results is not uniform. As can be seen from Table IV the interaction between the xy orbitals of manganese atoms demonstrates the strongest renormalization. This allows us to conclude that the account of the frequency dependence of the self-energy plays a crucial role for the correct description of the magnetic couplings in surface nanostructures. The best agreement with the experimental value of 6.4 meV is achieved by using $U=3.1$ eV in the Anderson model calculations.

Since applying the voltage between the tip and sample in STM experiments one shifts the Fermi level, E_F of the sample, it is of interest to examine the stability of the antiferromagnetic coupling with respect to E_F . Fig.8

TABLE IV. Total exchange interaction, J_{12} and the largest orbital contributions (in meV) to the magnetic coupling obtained from the LSDA, LDA+ U ($U=5.88$ eV)¹⁵ and Anderson model ($U=3$ eV) calculations.

	$d_{xy}-d_{xy}$	$d_{3z^2-r^2}-d_{xz}$	$d_{xz}-d_{x^2-y^2}$	J_{12}
LSDA	5.9	1.7	2.7	15.3
LDA+ U	1.8	1.2	1.7	6.5
Anderson	1.5	1.4	1.1	7.1

gives the dependence of the exchange interaction on the upper integration limit in Eq.(13). One can see that the deviation from the half-filled state in Mn-dimer leads to ferromagnetic solutions both in the LDA+ U and Anderson model calculations.

To conclude, using the combination of the LDA and Anderson model calculations we have studied the electronic and magnetic excitations in Mn, Fe, and Co impurities deposited on the CuN surface. In the framework of the linear response theory, we observe fast intra-atomic spin-flip excitations at high energies and slow ex-

citation that are due to the external magnetic field. The estimated relaxation times of the magnetic moments of 3d-Co orbitals are found to be two times smaller than that for iron and manganese adatoms on CuN. The two-impurity model calculations reveal a strong renormalization of the exchange interaction between magnetic moments of Mn atoms due to the dynamical correlation effects. This result should be carefully taken into account for a realistic modeling of surface nanostructures.

Acknowledgements. We thank S. Loth, J. Wiebe, V.I. Anisimov and M.I. Katsnelson for helpful discussions. The hospitality of the Institute of Theoretical Physics of Hamburg University is gratefully acknowledged. This work is supported by DFG Grant No. SFB 668-A3 (Germany), the grant program of President of Russian Federation MK-5565.2013.2, the scientific program “Development of scientific potential of universities”, the contracts of the Ministry of education and science of Russian Federation N 14.A18.21.0076 and 14.A18.21.0889, Russian Foundation for Basic Research 12-02-31331, 12-02-31294, 13-02-00374.

-
- ¹ A. F. Otte, M. Ternes, K. von Bergmann, S. Loth, H. Brune, C.P. Lutz, C.F. Hirjibehedin, A.J. Heinrich, *Nature Physics* **4**, 847 (2008).
- ² P. Gambardella, A. Dallmeyer, K. Maiti, M. Malgoli, W. Eberhardt, K. Kern, and C. Carbone, *Nature (London)* **416**, 301 (2002)
- ³ A.A. Khajetoorians, J. Wiebe, B. Chilian, R. Wiesendanger, *Science* **332**, 1062 (2011)
- ⁴ J. Fernandez-Rossier, *Phys. Rev. Lett.* **102**, 256802 (2009).
- ⁵ R. Zitko, Th. Pruschke, *New Journal of Physics* **12**, 063040 (2010)
- ⁶ J. Fransson, O. Eriksson and A.V. Balatsky, *Phys. Rev. B* **81**, 115454 (2010).
- ⁷ Chiung-Yuan Lin, B.A. Jones, *Phys. Rev. B* **83**, 014413 (2011).
- ⁸ A.A. Khajetoorians, J. Wiebe, B. Chilian, S. Lounis, S. Blugel, R. Wiesendanger, *Nature Physics* **8**, 497 (2012)
- ⁹ By dynamical correlations we mean frequency dependence of the self-energy $\Sigma(\omega)$ (in contrast to the LDA+ U approximation where it represented by a static potential.)
- ¹⁰ P. E. Blöchl, *Phys. Rev. B* **50**, 17953 (1994).
- ¹¹ O. K. Andersen, *Phys. Rev. B* **12**, 3060 (1975).
- ¹² V. I. Anisimov, F. Aryasetiawan, and A. I. Lichtenstein, *J. Phys.: Condens. Matter*, **9**, 767 (1997).
- ¹³ Supplementary materials.
- ¹⁴ C. D. Ruggiero, T. Choi, and J. A. Gupta, *Appl. Phys. Lett* **91**, 253106 (2007).
- ¹⁵ A.N. Rudenko, V.V. Mazurenko, V.I. Anisimov, A.I. Lichtenstein, *Phys. Rev. B* **79**, 144418 (2009).
- ¹⁶ A.N. Rudenko, F. J. Keil, M. I. Katsnelson, and A. I. Lichtenstein. *Phys. Rev. B* **86**, 075422 (2012).
- ¹⁷ A.I. Lichtenstein, M.I. Katsnelson, V.P. Antropov, and V.A. Gubanov, *J. Magn. Magn. Mater.* **67**, 65 (1987).
- ¹⁸ V.V. Mazurenko, S.N. Isakov, A.N. Rudenko, V.I. Anisimov, A.I. Lichtenstein, *Phys. Rev. B* **82**, 193403 (2010)
- ¹⁹ V.I. Anisimov, D. E. Kondakov, A. V. Kozhevnikov, I. A. Nekrasov, Z. V. Pchelkina, J. W. Allen, S.-K. Mo, H.-D. Kim, P. Metcalf, S. Suga, A. Sekiyama, G. Keller, I. Leonov, X. Ren, and D. Vollhardt, *Phys. Rev. B* **71**, 125119 (2005).
- ²⁰ C.F. Hirjibehedin, C.-Y. Lin, A.F. Otte, M. Ternes, C.P. Lutz, B.A. Jones, A.J. Heinrich, *Science* **317**, 1199 (2007).
- ²¹ V.V. Mazurenko, S. N. Isakov, M. V. Valentyuk, A. N. Rudenko, and A. I. Lichtenstein, *Phys. Rev. B* **84**, 193407 (2011).
- ²² Since the general force can not cause any effects prior to their action, our response functions correspond to the retarded two-particle Green's functions.
- ²³ G.D. Mahan, *Many-Particle Physics* (Plenum, New York, 1981).
- ²⁴ C.F. Hirjibehedin, C.P. Lutz and A.J. Heinrich, *Science* **312**, 1021 (2006).
- ²⁵ F. Bloch, *Phys. Rev.* **70**, 460 (1946)
- ²⁶ R.M. White, *Quantum theory of magnetism*, New York (1979).
- ²⁷ M.I. Katsnelson and A.I. Lichtenstein, *Phys. Rev. B* **61**, 8906 (2000).
- ²⁸ The spin Hamiltonian is defined in the following form: $H = \sum_{i<j} J_{ij} \vec{S}_i \vec{S}_j$.