

# From extortion to generosity, the evolution of zero-determinant strategies in the prisoner’s dilemma

Alexander J. Stewart<sup>1</sup>, Joshua B. Plotkin<sup>1,2</sup>

<sup>1</sup> Department of Biology, University of Pennsylvania, Philadelphia, PA 19104, USA

<sup>2</sup> E-mail: jplotkin@sas.upenn.edu

Recent work has revealed a new class of “zero-determinant” (ZD) strategies for iterated, two-player games. ZD strategies allow a player to unilaterally enforce a linear relationship between her score and her opponent’s score, and thus achieve an unusual degree of control over both players’ long-term payoffs. Although originally conceived in the context of classical, two-player game theory, ZD strategies also have consequences in an evolving population of players. Here we explore the evolutionary prospects for ZD strategies in the Iterated Prisoner’s Dilemma. Several recent studies have focused on the evolution of “extortion strategies” – a subset of zero-determinant strategies – and found them to be unsuccessful in populations. Nevertheless, we identify a different subset of ZD strategies, called “generous ZD strategies,” that tend to dominate in evolving populations. For all but the smallest population sizes, generous ZD strategies are not only evolutionarily stable, but they also can invade and replace any other ZD strategy. Furthermore, generous ZD strategies are robust to invasion by any non-ZD strategy. When evolution occurs on the full set of all possible IPD strategies, selection disproportionately favors generous ZD strategies. In some regimes, generous ZD strategies outperform even the most successful of the well-known IPD strategies, including Win-Stay-Lose-Shift.

## Introduction

Press and Dyson [1] recently revealed a remarkable class of strategies, called “zero-determinant” (ZD) strategies, for iterated two-player games. ZD strategies are of particular interest in the Iterated Prisoner’s Dilemma (IPD), the canonical game used to study the emergence of cooperation among rational individuals [2–9]. By allowing a player to unilaterally enforce a linear relationship between her score and her opponent’s score, Press and Dyson argue, ZD strategies can allow a sentient player unprecedented control over the outcome of IPD games. In particular, Press and Dyson highlighted a special subset of ZD strategies, called “extortion strategies,” that grant the extorting player a disproportionately high payoff when employed against a naive player who blindly adjusts his strategy to maximize his own score.

A natural response to Press and Dyson [10] is to ask: What are the implications of ZD strategies for an evolving population of players? Although several recent papers have begun to explore this question [11,12], they have focused almost exclusively on extortion strategies. Extortion strategies are not successful in evolving populations, unless the population size is very small. Like all strategies that prefer to defect rather than to cooperate, extortion strategies are vulnerable to strategies that reward cooperation but punish defection. However, there is more to ZD strategies than just extortion. Here, we consider the full range of ZD strategies and we show that, when it comes to evolutionary success, it is generosity, not extortion, that rules.

We start our analysis by showing that a population restricted to the space of ZD strategies will always evolve to a special subset of strategies, which we call “generous ZD strategies” ( $G_\chi$ ). Generous ZD



strategies are qualitatively similar to the well-known strategy generous tit-for-tat (GTFT). Like GTFT,  $G_\chi$  cooperates with cooperators, and mostly punishes defectors, but it will occasionally forgive and cooperate with even the most intransigent defector. We show that  $G_\chi$  is robust to invasion and replacement by any other strategy; it can be replaced only neutrally and only by strategies that agree to mutual cooperation. We explore, both analytically and numerically, how successful  $G_\chi$  is at invading other strategies. We find that generous ZD strategies are just as, or sometimes even more, successful than the most successful of well-known IPD strategies in large populations. Finally we show that a population evolving on the full set of IPD strategies spends a disproportionate amount of time near  $G_\chi$  strategies, indicating that they are favored by evolution.

## Methods and Results

In the Prisoner's Dilemma (PD), players  $X$  and  $Y$  must each simultaneously choose whether to cooperate ( $c$ ) or defect ( $d$ ). If both players cooperate ( $cc$ ) then they each receive payoff  $R$ . If  $X$  cooperates and  $Y$  defects ( $cd$ ), then  $X$  loses out and receives the smallest possible payoff,  $S$ , while  $Y$  receives the largest possible payoff,  $T$ . If both players defect ( $dd$ ), then both players receive payoff  $P$ . Payoffs are specified so that the reward for mutual defection is less than the reward for mutual cooperation, *i.e.*  $T > R > P > S$ . In addition, it is typically assumed that  $2R > T + S$ , so that it is not possible for both players to receive payoffs exceeding  $R$ .

The Iterated Prisoner's Dilemma (IPD) consists of many successive rounds of the PD game. In order to understand a player's longterm score, Press and Dyson [1] showed that it is sufficient to consider only the set of memory-1 strategies, *i.e.* strategies that specify the probability a player cooperates each round in terms of the payoff she received in the previous round. Memory-1 strategies thus consist of four probabilities,  $\mathbf{p} = \{p_R, p_S, p_T, p_P\}$ . More specifically, Press and Dyson [1] showed that the payoff to a memory-1 player pitted against an opponent with an arbitrary memory is the same as her payoff would be against some other, memory-1 opponent.

In the context of evolutionary game theory, we consider a population of  $N$  individuals each characterized by a strategy  $\mathbf{p}$ . The evolutionary success of a strategy depends on its payoff when pitted against all players in the population [13–16]. As per Press & Dyson [1], it is sufficient to consider only the set of memory-1 strategies to determine the longterm payoff to a memory-1 player. However, there is an additional complication in a population with  $N > 2$ , because the evolutionary success of a memory-1 player also depends on the success of her opponents (who may, in general, have long memories) playing against each other. Nonetheless we will show that no strategy, no matter how long its memory, can do better than generous ZD strategies in large populations.

### Evolution within the set of ZD strategies

Among the space of all memory-1 IPD strategies, Press and Dyson identified a subspace of so-called “zero-determinant” strategies that ensure a fixed, linear relationship between the longterm payoffs of the two players. In this section we analyze how a population evolves when restricted to the space of ZD strategies.

We denote the longterm payoff of IPD player  $X$  by  $s_{xy}$ , and of player  $Y$  by  $s_{yx}$ . If player  $Y$  employs a ZD strategy, then the payoffs satisfy the linear relationship

$$s_{yx} - \kappa = \chi (s_{xy} - \kappa). \quad (1)$$

In these terms, the extortion strategies of Press and Dyson, denoted  $E_\chi$ , are defined as the subset of ZD strategies with  $\chi \geq 1$  and  $\kappa = P$ .

When one ZD strategy  $\{\kappa_x, \chi_x\}$  is pitted against another ZD strategy  $\{\kappa_y, \chi_y\}$  we can easily derive the resulting payoffs (Table 1, and Appendix). Given these payoffs, it is simple to show that a resident



Table 1: Payoff matrix for two ZD players (assuming  $\chi > 1$ )

	$X$	$Y$
$X$	$\kappa_x$	$\frac{\kappa_x(\chi_x-1)+\chi_x\kappa_y(\chi_y-1)}{\chi_x\chi_y-1}$
$Y$	$\frac{\kappa_y(\chi_y-1)+\chi_y\kappa_x(\chi_x-1)}{\chi_x\chi_y-1}$	$\kappa_y$

ZD strategy  $Y$  with  $\chi_y > 1$  in a population can be invaded by a mutant ZD strategy  $X$  if and only if  $\kappa_x > \kappa_y$  (as we show in the Appendix, this holds for all  $\chi_x$ ). As a result, we see immediately that extortion strategies are not evolutionarily stable – because they can be invaded by any ZD strategy with  $\kappa > P$ . Amongst ZD strategies with  $\chi \geq 1$ , it is those strategies with a larger value of  $\kappa$  that are evolutionarily successful. The maximum possible value of  $\kappa$  is  $R$  and, indeed, the set of ZD strategies with  $\kappa = R$  and  $\chi > 1$  are evolutionary stable against all ZD strategies with  $\kappa < R$  (see Appendix). This special subset of ZD strategies can be written down explicitly:

$$\begin{aligned}
 p_R &= 1 \\
 p_S &= 1 - \phi \left( \chi \frac{C}{B} + 1 \right) \\
 p_T &= \phi \left( \frac{C}{B} + \chi \right) \\
 p_P &= \phi \left( 1 - \frac{C}{B} \right) (\chi - 1)
 \end{aligned} \tag{2}$$

where we have formulated the IPD as the donation game [12] with payoffs  $T = B$ ,  $R = B - C$ ,  $P = 0$  and  $S = -C$ . The parameter  $\phi$  (which does not affect the payoff received by either player) lies in the range  $0 < \phi \leq \left( \frac{C}{B} + \chi \right)^{-1}$ . Eq. 2 defines the full range of ZD strategies with  $\kappa = R$  and  $\chi > 1$ , which we call “generous ZD strategies” and denote  $G_\chi$ .  $G_\chi$  strategies are ESS within the space of ZD strategies with  $\chi \geq 1$ ; and, conversely, any strategy with  $\kappa < R$  is vulnerable to invasion by a member of  $G_\chi$  (Fig. S1 and Appendix).  $G_\chi$  strategies are generous because they reward cooperation by cooperating, and they punish defection. However, unlike strategies such as tit-for-tat (TFT), generous ZD strategies will also occasionally cooperate with a player who has defected. The well-known strategy GTFT, which is defined by  $\mathbf{p} = \{1, 1 - C/B, 1, 1 - C/B\}$ , corresponds to a  $G_\chi$  strategy with  $\chi \rightarrow \infty$ .

To illustrate the fact that  $G_\chi$  forms an evolutionarily stable subset of ZD strategies with  $\chi \geq 1$ , we performed simulations of a well-mixed, finite population of IPD players. Following [12, 17] we modeled selection as a process in which individuals copy successful strategies with a probability dependent on their payoffs (see Appendix). As Fig. 1 shows, evolution within the set of ZD strategies proceeds from extortion ( $\kappa = P$ ) to generosity ( $\kappa = R$ ).

### The evolutionary stability of $G_\chi$ strategies

We have shown that  $G_\chi$  strategies are evolutionarily successful and eventually dominate in a population, when players are confined to the space of ZD strategies. But how does  $G_\chi$  perform against the space of all IPD strategies? To answer this question in general, we have derived the conditions under which an arbitrary memory-1 strategy can invade and eventually replace  $G_\chi$ , in both infinite and finite populations (see Appendix).

In an infinite population,  $G_\chi$  is evolutionarily stable within a very broad class of memory-1 IPD strategies. To see this, suppose that a resident  $G_\chi$  strategy  $Y$  faces an arbitrary mutant strategy  $X$ .  $X$



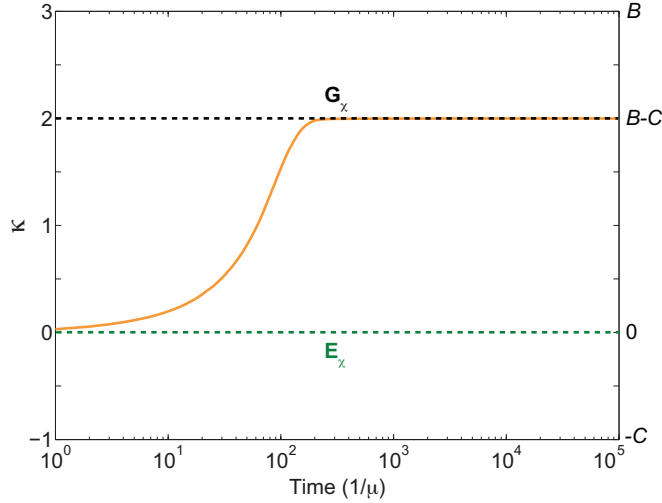


Figure 1 – Evolution from extortion to generosity within the space of ZD strategies. Populations were simulated in the regime of weak mutation. The figure shows the ensemble mean value of  $\kappa$  in the population, plotted over time.  $\kappa = 0$  corresponds to the extortion strategies of Press & Dyson ( $E_\chi$ ), whereas  $\kappa = B - C$  corresponds to the generous ZD strategies ( $G_\chi$ ). Each population was initialised at an extortion strategy  $E_\chi$ , with  $\chi$  drawn uniformly from the range  $\chi \in [1, 10]$ . Given a resident strategy in the population, mutations to  $\{\kappa, \chi, \phi\}$  were proposed as normal deviates of the resident strategy, truncated to constrain  $\kappa \in [P, R]$ ,  $\chi \geq 1$ , and  $\phi$  within the feasible range given  $\kappa$  and  $\chi$ . A proposed mutant strategy replaces the resident strategy with a fixation probability calculated using their respective payoffs, as in [12, 17]. The mean  $\kappa$  among  $10^3$  replicate populations is plotted as a function of time. (The value of  $\chi$  was observed to evolve neutrally, Fig. S2.) Parameters are  $B = 3$ ,  $C = 1$ ,  $N = 100$ , and selection strength  $\sigma = 1$ .

receives some payoff  $s_{xx}$  when playing against itself, and some payoff  $s_{xy}$  when playing against  $Y$ . Because  $G_\chi$  enforces a linear relationship between the players' scores (Eq. 1), we can easily calculate the payoff matrix between  $X$  and  $Y$  in terms of these two payoffs (Table 2). Table 2 shows that  $G_\chi$  resists invasion (that is, the invader  $X$  receives lower payoff against the resident  $Y$  than  $Y$  does against itself) provided  $s_{xy} < B - C$ . In other words,  $G_\chi$  is evolutionarily stable against all memory-1 strategies that receives a payoff less than  $B - C$  when pitted against  $G_\chi$ . On the other hand, it is not possible for  $X$  to receive a payoff larger than  $B - C$ , because if  $s_{xy} > B - C$  then Eq. 1 (with  $\kappa = B - C$ ) implies that  $s_{yx} > B - C$  as well, which contradicts the usual IPD stipulation that  $2R > T + S$ . As a result, the best that  $X$  can do against  $Y$  is to agree to mutual cooperation (*i.e.*  $p_R = 1$ ), so that both players receive longterm payoff  $B - C$ . In summary,  $G_\chi$  is evolutionarily stable against any memory-1 strategy that does not agree to mutual cooperation, and  $G_\chi$  is neutral against any strategy that is mutually cooperative; in other words,  $G_\chi$  is Nash in an infinite population (see also [18]).

Table 2: Payoff matrix for a  $G_\chi$  player pitted against an arbitrary opponent

	$X$	$Y$
$X$	$s_{xx}$	$s_{xy}$
$Y$	$\chi s_{xy} - (B - C)(\chi - 1)$	$B - C$

In a finite population, the ESS condition is not sufficient to fully understand the evolutionary dynamics



of the IPD [19, 20]. Players that do well against themselves, but poorly against a resident strategy, can still weakly dominate and replace the resident strategy, as occurs when Always Defect (ALLD) is resident and TFT invades [20]. General conditions for evolutionary stability in a finite population can be found under weak selection [20]. Applying these conditions (see Appendix), we find that  $G_\chi$  resists initial invasion by another strategy provided  $s_{xy} < B - C$  (the ESS condition) and  $\chi < N + 1$ . In other words,  $G_\chi$  cannot be invaded in a finite population provided  $\chi$  is not too large. Furthermore, we find that  $G_\chi$  resists replacement by another strategy provided  $s_{xy} < (B - C)$  (the ESS condition) and  $\chi < \frac{2N-1}{N-1}$ . In summary,  $G_\chi$  cannot be invaded or replaced by any non-cooperative strategy, except in very small populations, provided  $\chi \leq 2$ . These results hold even against long memory strategies (see Appendix).

Given these conditions for evolutionary stability in a finite population, we focus in what follows on those  $G_\chi$  strategies with  $1 < \chi \leq 2$  – that is, the subset of ZD strategies that cannot be invaded and replaced by non-cooperative strategies, even in a finite population. Note that the constraint  $\chi \leq 2$  excludes GTFT from the set of evolutionarily successful  $G_\chi$  strategies, since GTFT has  $\chi \rightarrow \infty$ .

Aside from evolutionary stability we can also ask the converse question: how adept is a new mutant  $G_\chi$  at invading and replacing a arbitrary resident strategy? Using the payoffs from Table 2 we can find conditions for  $G_\chi$  to invade and replace a resident strategy (see Appendix). Against a resident strategy that agrees to mutual cooperation (*i.e.* one with  $p_R = 1$ ),  $G_\chi$  is again found to be neutral, so that  $G_\chi$  can invade only by genetic drift. However  $G_\chi$  is selected to invade and replace many defector strategies, including ALLD (see Appendix).

## The evolutionary success of $G_\chi$ against classic IPD strategies

To complement the general stability results described above, we compared the performance of generous ZD strategies against several classic IPD strategies, in a finite population of players [12, 17, 19, 20].

Using the payoffs for the donation game, and assuming that there is some “error rate”,  $\epsilon$ , in the move played by each strategy at each time step [21], we obtained the payoffs shown in Table 3, in the limit  $\epsilon \rightarrow 0$ . As Table 3 shows,  $G_\chi$  fares very well against most opponents, and so too does the strategy Win-Stay-Lose-Shift (WSLS). WSLS is well known as an evolutionarily successful IPD strategy [7, 22], and it was previously shown to easily dominate extortion strategies  $E_\chi$  [12]. As we have seen above,  $G_\chi$  also easily dominates  $E_\chi$ .  $G_\chi$  and WSLS cooperate with each other, and thus are neutral against each other. WSLS is more successful than  $G_\chi$  against ALLC, whereas  $G_\chi$  is more successful against defector strategies such as ALLD. Thus  $G_\chi$  and WSLS each have certain advantages.

Table 3: Pairwise comparison of IPD strategies

	<i>TFT</i>	<i>WSLS</i>	$E_{\chi_e}$	$G_{\chi_g}$	<i>AllC</i>	<i>AllD</i>
<i>TFT</i>	$(B - C)/2$	$(B - C)/2$	0	$B - C$	$B - C$	0
<i>WSLS</i>	$(B - C)/2$	$(B - C)$	$\frac{(B^2 - C^2)}{B(1 + 2\chi_e) + C(2 + \chi_e)}$	$B - C$	$(2B - C)/2$	$-C/2$
$E_{\chi_e}$	0	$\frac{(B^2 - C^2)\chi_e}{B(1 + 2\chi_e) + C(2 + \chi_e)}$	0	$\frac{(B - C)\chi_e(\chi_g - 1)}{\chi_e\chi_g - 1}$	$\frac{(B^2 - C^2)\chi_e}{B\chi_e + C}$	0
$G_{\chi_g}$	$B - C$	$B - C$	$\frac{(B - C)(\chi_g - 1)}{\chi_e\chi_g - 1}$	$B - C$	$B - C$	$-\frac{(B - C)C(\chi_g - 1)}{C + B\chi_g}$
<i>AllC</i>	$B - C$	$(B - 2C)/2$	$\frac{(B^2 - C^2)}{B\chi_e + C}$	$B - C$	$B - C$	$-C$
<i>AllD</i>	0	$B/2$	0	$\frac{(B - C)B(\chi_g - 1)}{C + B\chi_g}$	$B$	0

To illustrate the performance of  $G_\chi$  compared to classic IPD strategies, we performed stochastic simulations with different subsets of strategies, similar to those of [12]. In these simulations, a pair of individuals is chosen at each time step, and the first individual copies the strategy of the second with a probability that depends on their respective payoffs (see Fig. 2) [17]. Mutations also occur, with



probability  $\mu$ , so that the mutated individual randomly adopts another strategy from the set of strategies being considered. We ran simulations at a variety of populations sizes, ranging from  $N = 2$  to  $N = 1,000$ . At very small population sizes, ALLD and  $E_\chi$  tend to dominate, reflecting the fact that extortion pays in the classic two-player setting [1]. However, as the population size increases  $G_\chi$  and WSLS quickly begin to dominate. In competitions including multiple strategies, WSLS and  $G_\chi$  are both present at high frequency, with a slight advantage to WSLS when ALLC is present, and a slight advantage to  $G_\chi$  when ALLC is absent. Which strategy does best depends on the population size, the mutation rate, and the set of available strategies (Fig. 2). Nonetheless, there can be little doubt that generous ZD strategies are remarkably successful in evolving populations.



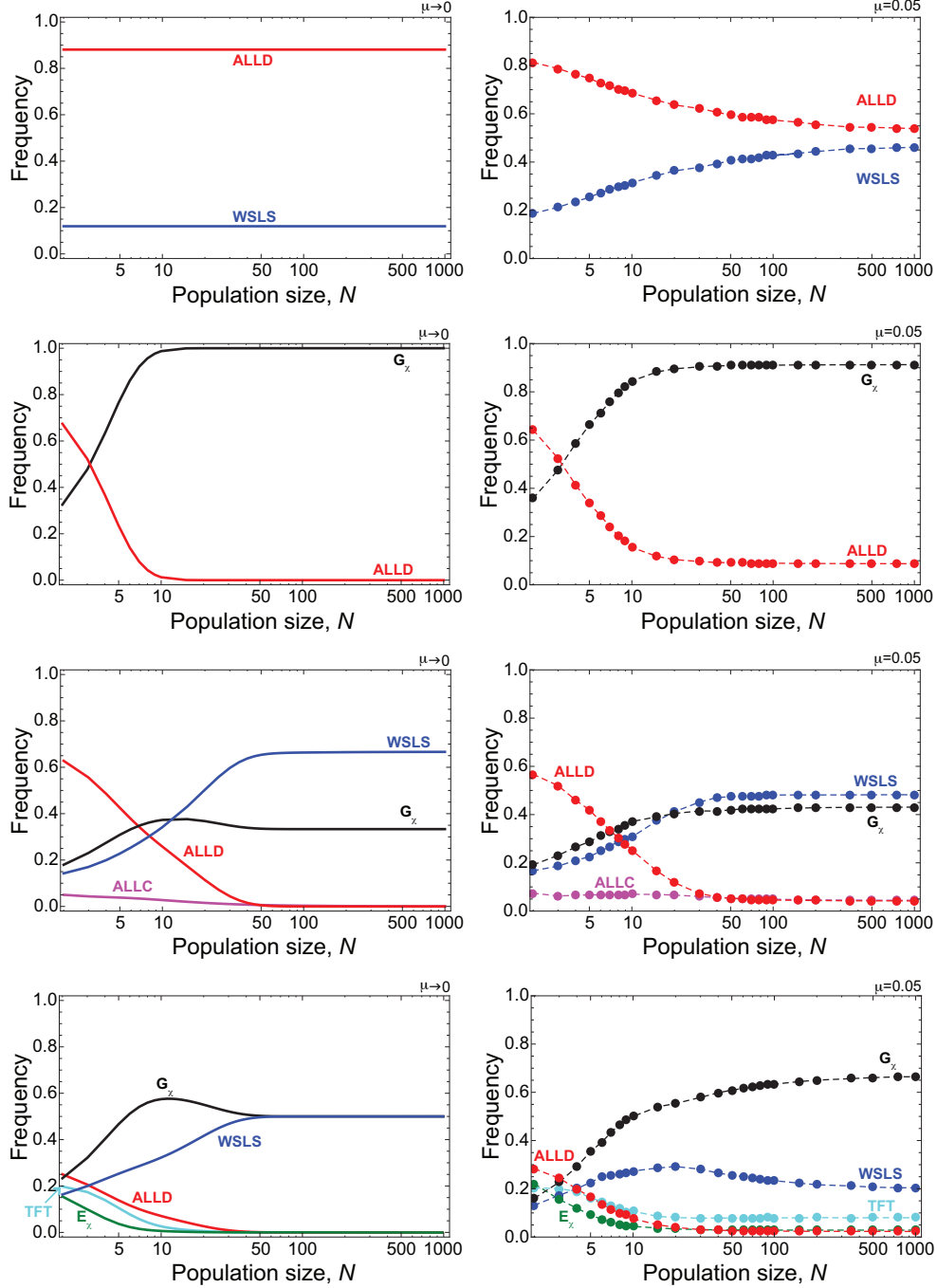


Figure 2 – Competition between generous ZD strategies and various sets of classic IPD strategies. For a range of population sizes  $N$ , we plot the frequency of each strategy under mutation-selection balance. The left-hand column shows the limit of rare mutations  $\mu \rightarrow 0$  (determined analytically), and the right-hand column shows equilibrium frequencies with mutation rate  $\mu = 0.05$  (determined by stochastic simulation). Selection was implemented according to [12, 17], as in Fig. 1. ALLD dominates WSLs in head-to-head competition, whereas  $G_\chi$  dominates ALLD in head-to-head competition, except in very small populations. In competitions including more strategies, WSLs and  $G_\chi$  are both present at high frequency, with a slight advantage to WSLs when ALLC is present, and a slight advantage to  $G_\chi$  when ALLC is absent. Parameters are  $B = 3$ ,  $C = 1$ ,  $\chi = 1.5$  and selection strength  $\sigma = 1$ .



## The evolutionary success of $G_\chi$ against all IPD strategies

A more systematic way to query the evolutionary success of  $G_\chi$  strategies is to allow a population to explore the full set of memory-1 strategies  $\mathbf{p} = \{p_R, p_S, p_T, p_P\}$ . Following [12, 23], we performed simulations in the regime of weak mutation, so that the population is monomorphic for a single strategy at all times. Mutant strategies, drawn uniformly from the space  $\{p_R, p_S, p_T, p_P\}$ , are proposed at rate  $\mu$ . A proposed mutant strategy either immediately fixes or is immediately lost from the population, according to its fixation probability calculated relative to the current strategy in the population [12, 17].

Over the course of this simulation, we quantified how much time the population spends in a  $\delta$ -neighborhood of  $G_\chi$  strategies. The  $\delta$ -neighborhood of a strategy set is defined as those strategies within Euclidean distance  $\delta$  of it, in the space of all memory-1 strategies. If the proportion of time spent in the  $\delta$ -neighborhood of a strategy is greater than would be expected by random chance (*i.e.* exceeds the volume of the  $\delta$ -neighborhood), then evolution is said to favor the strategy.

Hilbe et. al showed that, except for very small populations, a population spends less time near extortion strategies than expected by random chance, and that the same is true for the set of all ZD strategies [12]. Thus, extortion and ZD strategies in general are disfavored by evolution in populations. This has led to the view the ZD strategies are of importance only in the setting of classical two-player game theory, and not in evolving populations [24]. In Fig. 3 we repeat this analysis but we additionally report the  $\delta$ -neighborhood of  $G_\chi$  strategies. We find that, except in very small populations, selection strongly favors  $G_\chi$  strategies, with populations spending roughly five-times longer in the neighborhood of  $G_\chi$  than expected by random chance.

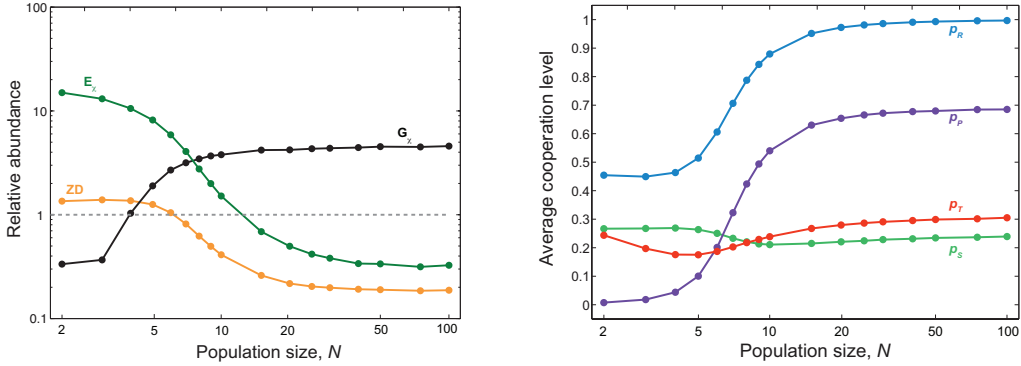


Figure 3 – Generous ZD strategies are favored by selection in an evolving population. We simulated a population under weak mutation, proposing mutants drawn uniformly from the full set of memory-1 IPD strategies. We calculated (top) the time spent in the  $\delta$  neighborhood [12] of ZD and extortion strategies, as well as generous ZD strategies, relative to their random (neutral) expectation. We also calculated (bottom) the average strategy of the population. For small population sizes, extortioners are abundant and generous ZD strategies are nearly absent. As population size increases, the frequency of  $G_\chi$  is strongly amplified by selection; whereas extortion strategies, and ZD strategies in general, are disfavored, as previously reported [12]. The average strategy of the population is a mix of WSLs and  $G_\chi$ . Simulations were run until the population fixed  $10^7$  mutations. Parameters are  $B = 3$ ,  $C = 1$  and selection strength  $\sigma = 100$ .



## $G_\chi$ compared to WSLs

We have seen that both  $G_\chi$  and WSLs are remarkably successful in evolving populations, but they have distinct advantages in different situations. Fig. 4 provides another perspective on the differences between these two types of strategies, by quantifying how successful they are at invading random memory-1 strategies, and conversely how successful random strategies are at invading  $G_\chi$  or WSLs, in a finite population.

Fig. 4 confirms the fact, derived above, that neither WSLs nor  $G_\chi$  for  $1 < \chi \leq 2$  can be invaded by any other IPD strategy with a probability that exceeds the neutral replacement probability,  $1/N$ . In this sense, no IPD strategy is selectively favored to replace either WSLs or  $G_\chi$  (for  $1 < \chi \leq 2$ ). Analogous simulations (Fig. S3) illustrate that when  $\chi > 2$  then  $G_\chi$  can indeed be invaded by other strategies with probabilities exceeding  $1/N$ . And so GTFT does not enjoy the privileged position that  $G_{1 < \chi \leq 2}$  enjoys.

Fig. 4 also quantifies the ability of  $G_\chi$  and WSLs to invade random, resident strategies.  $G_\chi$  performs better than neutral (*i.e.* displaces the resident with probability exceeding  $1/N$ ) against 96% of resident strategies, for  $\chi$  near 1; WSLs on the other hand performs better than neutral against 83% of resident strategies. But the two strategies do not necessarily perform well against the same sets of resident strategies. For example,  $G_\chi$  displaces ALLD, and WSLs displaces ALLC, but not *vice versa*. Moreover, the distribution of displacement probabilities for WSLs is broader than that of  $G_\chi$ , meaning that when WSLs does well as an invader it does very well, and when it does badly it does very badly; whereas  $G_\chi$  is more consistent as an invader.

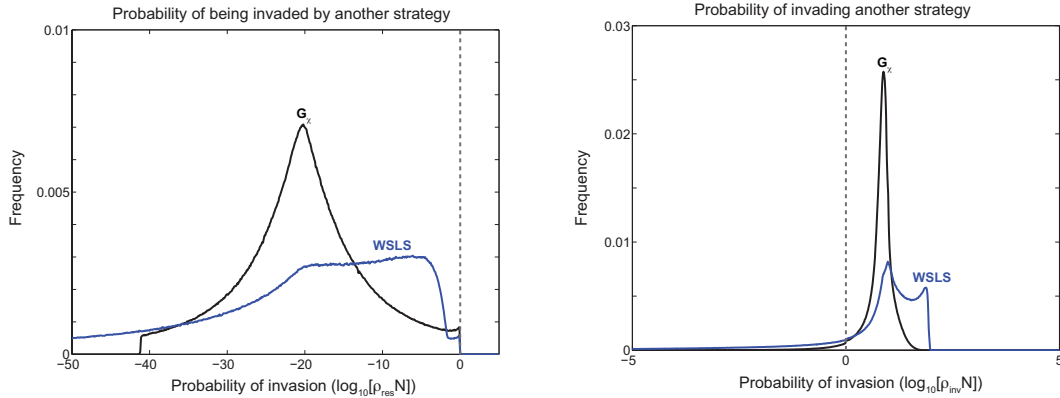


Figure 4 – Both  $G_\chi$  and WSLs can invade but cannot easily be invaded by other IPD strategies. We computed the probability  $\rho_{\text{res}}$  that a resident  $G_\chi$  or WSLs strategy will be displaced by a random mutant strategy drawn uniformly from the space of memory-1 strategies (top). Neither strategy is ever invaded with a probability exceeding the neutral replacement probability,  $1/N$ . Conversely, we also computed the probability  $\rho_{\text{inv}}$  that a mutant  $G_\chi$  or WSLs strategy will invade and fix in a population comprised of a random memory-1 strategy. WSLs can invade with a probability greater than neutral in  $\sim 83\%$  of cases, while  $G_\chi$  can invade up to  $\sim 96\%$  of cases, depending on the choice of  $\chi$ . We drew  $10^7$  strategies uniformly from the space of all memory-1 strategies,  $\mathbf{p} = \{p_R, p_S, p_T, p_P\}$  and computed the fixation probabilities in a population of size  $N = 100$ . The x-axis shows  $\log_{10}[N\rho]$ , so that 0 corresponds to the neutral fixation probability, negative values correspond to selection against fixation, and positive values to selection for fixation. Parameters are  $B = 3$ ,  $C = 1$ ,  $\chi = 1.01$ , and selection strength  $\sigma = 1$ .



## Discussion

We have shown that generous ZD strategies are important in evolving populations of players.  $G_\chi$  is particularly successful when mutations arise at an appreciable rate, because it efficiently purges other strategies such as TFT and ALLD. Under such circumstances,  $G_\chi$  can dominate even Win-Lose-Stay-Shift, a perennial favourite in evolutionary populations. Over all, selection strongly favors  $G_\chi$  when evolution proceeds in the full space of memory-1 strategies. These results strongly contravene the view the ZD strategies are of little evolutionary importance [24]. In fact, we have shown that a subset of ZD strategies, the generous ones, are strongly favored in the evolutionary setting.

Generous ZD strategies were not explicitly considered by Press & Dyson. However, an example of a  $G_\chi$  strategy was discussed in our commentary on their paper [10], and found to receive a high score in a round-robin tournament like that performed by Axelrod [3]. The ability to identify  $G_\chi$  strategies, of course, requires an understanding of ZD strategies. As mentioned above,  $G_\chi$  strategies are qualitatively similar, although seldom identical, to GTFT. In fact, GTFT is a  $G_\chi$  strategy with  $\chi \rightarrow \infty$ , and it is at an evolutionary disadvantage compared to  $G_{\chi \leq 2}$  strategies. Furthermore, whereas GTFT was proposed ad hoc,  $G_\chi$  was uncovered by identifying the evolutionary stable subset of ZD strategies, and so it can be understood in a principled and general way.

The success of  $G_\chi$  does not change the fact that ZD strategies, when considered as a whole, are disfavored by selection in large populations [12]. This is unsurprising, perhaps, given the breadth of strategies comprised by the ZD subspace. It is interesting to note that, aside from GTFT, many other classic strategies belong to the ZD set, including TFT, ALLC, ALLD and Miser [12]. Nonetheless, WSLS, the most evolutionarily successful of the classic IPD strategies, is not itself a ZD strategy, and it has certain advantages and deficits compared to  $G_\chi$ .

The discovery and elegant definition of ZD strategies remains a remarkable achievement, especially in light of decades worth of prior research on the Prisoner's Dilemma in both the two-player and evolutionary settings. It is plausible, perhaps even likely, that amongst the majority of IPD strategies that are not ZD, there are other undiscovered subsets that, like  $G_\chi$ , are evolutionarily important; however, without the tractability that comes with a ZD strategy such subsets will be difficult to identify.

## Appendix

### Evolutionary simulations

We simulated a well-mixed population in which selection follows an “imitation” process [12, 17]. At each, discrete time step, a pair of individuals  $(X, Y)$  is chosen at random.  $X$  switches its strategy to imitate  $Y$  with probability  $f_{x \rightarrow y}$ ,

$$f_{x \rightarrow y} = \frac{1}{1 + \exp[\sigma(s_x - s_y)]},$$

where  $s_x$  and  $s_y$  denote the average IPD scores of players  $X$  and  $Y$  against the entire population, and  $\sigma$  denotes the strength of selection. A mutation occurs with probability  $\mu$ , so that the mutated player adopts a strategy chosen uniformly from set of available strategies.

### Evolution within the set of ZD strategies

We define ZD strategies as those that enforce a linear relationship between the score of player  $Y$  and that of her opponent  $X$ :  $s_{yx} - \kappa = \chi(s_{xy} - \kappa)$ . If two players meet and each plays a ZD strategy, then the payoffs they receive are solutions to the equations

$$\begin{aligned} s_{xy} - \kappa_x &= \chi_x(s_{yx} - \kappa_x) \\ s_{yx} - \kappa_y &= \chi_y(s_{xy} - \kappa_y). \end{aligned}$$



Assuming  $\chi \geq 1$  the resulting payoffs are

$$\begin{aligned} s_{xy} &= \frac{\kappa_x(\chi_x - 1) + \chi_x \kappa_y(\chi_y - 1)}{\chi_x \chi_y - 1} \\ s_{yx} &= \frac{\kappa_y(\chi_y - 1) + \chi_y \kappa_x(\chi_x - 1)}{\chi_x \chi_y - 1} \end{aligned}$$

and the resulting payoff matrix for the two players is given in Table 1. From this, we find that strategy  $Y$  is an evolutionary stable strategy (ESS) if and only if  $\kappa_y(\chi_x - 1) > \kappa_x(\chi_x - 1)$ . In other words, whenever  $\kappa_y > \kappa_x$  then strategy  $X$  does less well against  $Y$  than  $Y$  does against itself.

There also exist viable ZD strategies with  $\chi < 0$  provided  $|\chi| \geq \max\left(\frac{\kappa+C}{B-\kappa}, \frac{B-\kappa}{\kappa+C}\right)$  and  $(B-C) \geq \kappa \geq 0$ . When a ZD player  $Y$  with  $\chi_y \geq 1$  meets a ZD player  $X$  with  $\chi_x < 0$  they receive the payoffs

$$\begin{aligned} s_{xy} &= \frac{\kappa_x(|\chi_x| + 1) + |\chi_x| \kappa_y(|\chi_y| - 1)}{|\chi_x| |\chi_y| + 1} \\ s_{yx} &= \frac{|\chi_y| \kappa_x(|\chi_x| + 1) - \kappa_y(|\chi_y| - 1)}{|\chi_x| |\chi_y| + 1} \end{aligned}$$

Using these scores, we find that  $Y$  is an ESS provided

$$(|\chi_x| + 1)(\kappa_y - \kappa_x) > 0.$$

Since  $G_\chi$  strategies are defined by  $\kappa = B - C$  and  $\chi > 1$ , they cannot be invaded by any other ZD strategy, regardless of the value of  $\chi$  of the invading strategy. Therefore  $G_\chi$  forms an evolutionary stable subset of ZD strategies, with all members neutral to one another, but resistant to invasion by all strategies outside  $G_\chi$ . Conversely, any strategy that does not belong to  $G_\chi$  and has  $\kappa < R$  is vulnerable to invasion by any member of  $G_\chi$  (see below). However,  $G_\chi$  is neutral against strategies with  $\chi < 0$  and  $\kappa = R$ .

## Evolutionary stability of $G_\chi$ in a finite population

In a finite population, it is not always sufficient to look for an ESS to understand the evolutionary dynamics [20]. However under weak selection it is possible to find explicit criteria for a resident strategy to resist invasion and replacement by another strategy. A resident strategy  $Y$  resists invasion by a strategy  $X$  iff

$$s_{xy}(N - 1) < s_{yx} + s_{yy}(N - 2)$$

Moreover,  $Y$  resists replacement by  $X$  iff

$$s_{xx}(N - 2) + s_{xy}(2N - 1) < s_{yx}(N + 1) + 2s_{yy}(N - 2).$$

The resident strategy  $Y$  is said to be ESS in a finite population when both of these conditions are met. We now apply these two conditions to a resident strategy  $G_\chi$ , which allows us to exploit the linear relationship between  $s_{xy}$  and  $s_{yx}$ . Using the scores from Table 2 immediately provides the condition for  $G_\chi$  to resist initial invasion:

$$(N - 1 - \chi)(s_{xy} - (B - C)) < 0.$$

In other words,  $G_\chi$  will resist initial invasion provided the standard, infinite-population ESS condition is met ( $s_{xy} < B - C$ ) and also  $\chi < N - 1$ . Furthermore,  $Y$  will resist replacement by  $X$  provided

$$(2N - 1 - N\chi + \chi)(s_{xy} - (B - C)) < (N - 2)((B - C) - s_{xx}).$$



Irrespective of  $s_{xx}$ , this replacement condition is satisfied provided both the standard ESS condition is met ( $s_{xy} < B - C$ ) and additionally  $\chi < (2N - 1)/(N - 1)$ . Therefore, in total,  $G_\chi$  cannot be selectively invaded provided  $s_{xy} < (B - C)$  and  $\chi < (2N - 1)/(N - 1)$  and  $N > 2$ .

We can also analyze the conditions under which  $G_\chi$  is able to invade another resident strategy. Again we exploit the fact that ZD strategies force a linear relationship between the two players' scores. Using the payoffs from Table 2, a strategy  $X$  can be invaded by  $G_\chi$  in a population with  $N \gg 1$  if

$$s_{xy} > (B - C) - [(B - C) - s_{xx}] \frac{1}{\chi}$$

and selection favors replacement by  $G_\chi$  if

$$s_{xy} > (B - C) - [(B - C) - s_{xx}] \frac{2}{2\chi - 1}.$$

There are no general constraints on  $\chi$  that will guarantee these conditions for an arbitrary resident strategy  $X$ . Nonetheless, we can make several statements in specific cases. For a resident cooperative strategy  $X$  with  $s_{xx} = B - C$  both conditions reduce to  $s_{xy} > B - C$  – so that  $G_\chi$  can neutrally invade strategies that cooperate with it. By contrast, a resident pure defector strategy, such as ALLD, has  $s_{xx} = 0$ . In such cases, when  $\chi \rightarrow 1$ ,  $G_\chi$  can invade neutrally and selectively replace the resident defector strategy – *i.e.*  $G_\chi$  weakly dominates ALLD in a similar way to TFT. However, when  $\chi = 2$  selection acts against invasion by  $G_\chi$ , but favors replacement – meaning that  $G_\chi$  will dominate ALLD if it is already present in the population.

Applying these results to ZD strategies  $X$  with  $|\chi_x| < 0$ , we find that a  $G_\chi$  strategy  $Y$  is selected to replace  $X$  if

$$(|\chi_x| + 3 - 2|\chi_y|)((B - C) - \kappa_x) > 0$$

when  $N \gg 1$ . This is satisfied when

$$|\chi_y| < \frac{|\chi_x| + 3}{2}$$

The smallest possible value for  $|\chi_x|$  is  $|\chi_x| = 1$ , so that  $G_\chi$  is selected to replace any  $X$  provided  $|\chi_y| < 2$ . This is the same condition for the evolutionary success of  $G_\chi$  generally, and explains why  $G_\chi$  dominates in the set of all ZD strategies (Fig. S1).

## Long-memory strategies

Our results for the evolutionary success of  $G_\chi$  in a finite population also hold against longer memory strategies. As per Press & Dyson, from the perspective of a memory-1 player, a long-memory opponent is equivalent to a memory-1 opponent. Thus the payoff  $s_{xy}$  can be determined by considering only the set of memory-1 strategies. However the payoff a long memory player receives against itself,  $s_{xx}$ , cannot be understood by considering only the set of memory-1 strategies (because both players have long memories). Nonetheless, under the standard IPD assumption,  $2R > T + S$ , the highest total payoff for any pair of players in the IPD is  $2R$  and, for a pair of identical players (with the same genotype), this means that  $s_{xx} \leq R$ . Thus all our results on the invasibility of  $G_\chi$  continue to hold, even against long-memory resident strategies.



## Literature Cited

- [1] Press WH, Dyson FJ (2012) Iterated prisoner’s dilemma contains strategies that dominate any evolutionary opponent. *Proc Natl Acad Sci U S A* 109:10409–13.
- [2] Rapoport A, Chammah AM (1965) *Prisoner’s dilemma: a study in conflict and cooperation* (University of Michigan Press, Ann Arbor).
- [3] Axelrod R, Hamilton WD (1981) The evolution of cooperation. *Science* 211:1390–6.
- [4] Axelrod R (1984) *The evolution of cooperation* (Basic Books, New York).
- [5] Fudenberg D, Maskin E (1986) The folk theorem in repeated games with discounting or with incomplete information. *Econometrica* 50:533–554.
- [6] Fudenberg D, Maskin E (1990) Evolution and cooperation in noisy repeated games. *American Economic Review* 80:274–279.
- [7] Nowak M, Sigmund K (1993) A strategy of win-stay, lose-shift that outperforms tit-for-tat in the prisoner’s dilemma game. *Nature* 364:56–8.
- [8] Trivers R (1971) The evolution of reciprocal altruism. *Quarterly Review Biology* 46:35–71.
- [9] Boerlijst MC, Nowak MA, Sigmund K (1997) Equal pay for all prisoners. *American Mathematical Monthly* 104:303–307.
- [10] Stewart AJ, Plotkin JB (2012) Extortion and cooperation in the prisoner’s dilemma. *Proc Natl Acad Sci U S A* 109:10134–5.
- [11] Adami C, Hintze A (2012) Winning isn’t everything: Evolutionary stability of zero determinant strategies. <http://arxiv.org/abs/1208.2666>.
- [12] Hilbe C, Nowak MA, Sigmund K (2013) Evolution of extortion in iterated prisoner’s dilemma games. *Proc Natl Acad Sci U S A*.
- [13] Maynard Smith J (1973) The logic of animal conflict. *Nature* 246.
- [14] Maynard Smith J (1982) *Evolution and the theory of games* (Cambridge University Press, Cambridge).
- [15] Hofbauer J, Sigmund K (1998) *Evolutionary games and population dynamics* (Cambridge University Press, Cambridge).
- [16] Boyd R, Gintis H, Bowles S (2010) Coordinated punishment of defectors sustains cooperation and can proliferate when rare. *Science* 328:617–20.
- [17] Traulsen A, Nowak MA, Pacheco JM (2006) Stochastic dynamics of invasion and fixation. *Phys Rev E Stat Nonlin Soft Matter Phys* 74:011909.
- [18] Akin E (2012) Stable cooperative solutions for the iterated prisoner’s dilemma. *arXiv:1211.0969*.
- [19] Nowak MA, Sasaki A, Taylor C, Fudenberg D (2004) Emergence of cooperation and evolutionary stability in finite populations. *Nature* 428:646–50.
- [20] Nowak MA (2006) *Evolutionary dynamics: exploring the equations of life* (Belknap Press of Harvard University Press, Cambridge, Mass.).



- [21] Sigmund K (2010) *The calculus of selfishness*, Princeton series in theoretical and computational biology (Princeton University Press, Princeton).
- [22] Imhof LA, Fudenberg D, Nowak MA (2007) Tit-for-tat or win-stay, lose-shift? *J Theor Biol* 247:574–80.
- [23] Imhof LA, Nowak MA (2010) Stochastic evolutionary dynamics of direct reciprocity. *Proc Biol Sci* 277:463–8.
- [24] Ball P (2012) Physicists suggest selfishness can pay. *Nature* doi:10.1038/nature.2012.11254.



## Supplementary figures

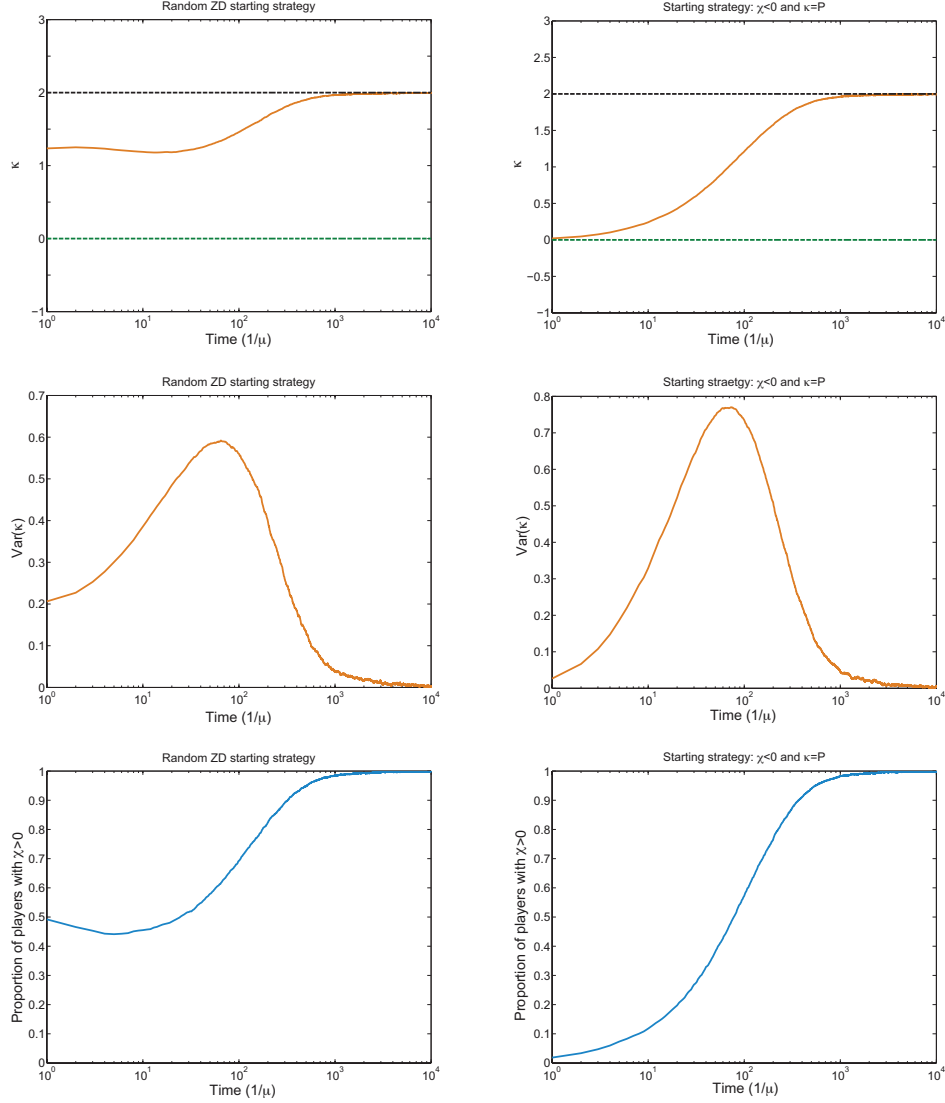


Figure S1 – Generous ZD ( $G_\chi$ ) strategies tend to dominate all other ZD strategies in an evolving population, including against  $\chi < 0$  strategies. Top – Populations initialised with a random ZD strategy (left) or with  $\kappa = P$  and  $\chi < 0$  (right) nonetheless evolve towards the maximum  $\kappa = R$  associated with  $G_\chi$ . Middle – The variance in  $\kappa$  shrinks to  $\sim 0$ , indicating that all evolutionary paths converge to  $\kappa = R$ . Bottom – All populations evolve strategies with the positive  $\chi$  associated with the  $G_\chi$  strategies. Parameters are  $N = 100$ ,  $B = 3$ ,  $C = 1$  and selection strength  $\sigma = 100$ . Mutant strategies were drawn uniformly at random from the space of all ZD strategies and replaced the resident strategy with the standard fixation probability



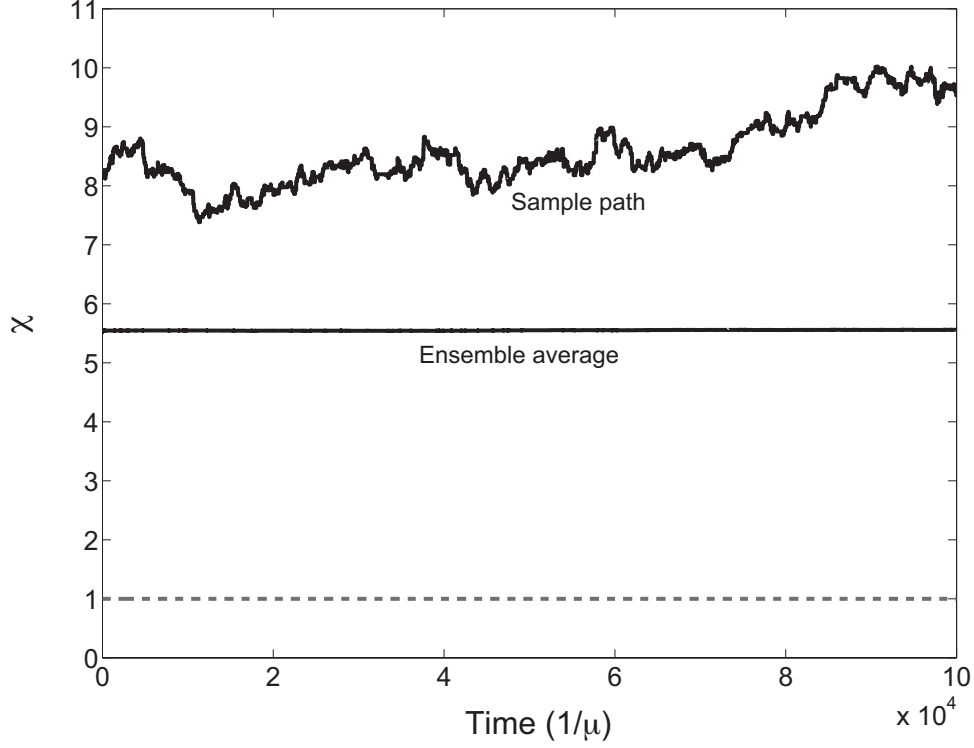


Figure S2 – Evolution of  $\chi$  within the space of ZD strategies with  $\chi \geq 1$ . Populations were simulated in the regime of weak mutation. The figure shows the ensemble mean value of  $\chi$  in the population, plotted over time, along with a sample path for a single evolution. Each population was initialised at an extortion strategy  $E_\chi$ , with  $\chi$  drawn uniformly from the range  $\chi \in [1, 10]$ . Given a resident strategy in the population, mutations to  $\{\kappa, \chi, \phi\}$  were proposed as normal deviates of the resident strategy, truncated to constrain  $\kappa \in [K, P]$ ,  $\chi \geq 1$ , and  $\phi$  within the feasible range given  $\kappa$  and  $\chi$ . A proposed mutant strategy replaces the resident strategy with a fixation probability calculated using their respective payoffs. The mean  $\chi$  among  $10^3$  replicate populations is plotted as a function of time: it evolves neutrally. Parameters are  $B = 3$ ,  $C = 1$ ,  $N = 100$ , and selection strength  $\sigma = 1$ .



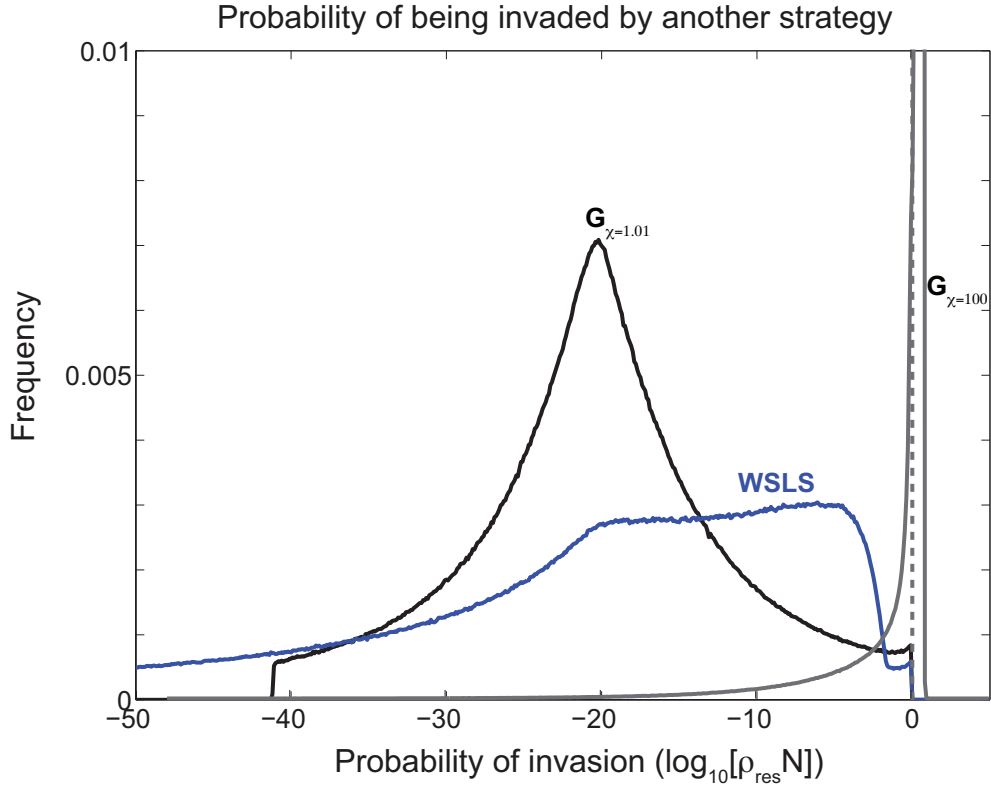


Figure S3 –  $G_\chi$  be selectively invaded by other IPD strategies for  $\chi > 2$ . We computed the probability  $\rho_{\text{res}}$  that a resident  $G_\chi$  or WSLs strategy will be displaced by a random mutant strategy drawn uniformly from the space of memory-1 strategies. Neither strategy is ever invaded with a probability exceeding the neutral replacement probability,  $1/N$ , provided  $\chi \leq 2$ . However, strategies with larger values of  $\chi$  (gray line) can frequently be invaded. We drew  $10^7$  strategies uniformly from the space of all memory-1 strategies,  $\mathbf{p} = \{p_R, p_S, p_T, p_P\}$  and computed the fixation probabilities in a population of size  $N = 100$ . The x-axis shows  $\log_{10}[N\rho]$ , so that 0 corresponds to the neutral fixation probability, negative values correspond to selection against fixation, and positive values to selection for fixation. Parameters are  $B = 3$ ,  $C = 1$ ,  $\chi = 1.01$ , and selection strength  $\sigma = 1$ .