

Inference on a Distribution Function from Ranked Set Samples

Lutz Dümbgen and Ehsan Zamanzade
(University of Bern and University of Isfahan)

October 2013

Abstract

Consider independent observations $(X_1, R_1), (X_2, R_2), \dots, (X_n, R_n)$ with random or fixed ranks $R_i \in \{1, 2, \dots, k\}$, while conditional on $R_i = r$, the random variable X_i has the same distribution as the r -th order statistic within a random sample of size k from an unknown continuous distribution function F . Such observation schemes are utilized in situations in which ranking observations is much easier than obtaining their precise values. Two wellknown special cases are ranked set sampling (McIntyre 1952) with $k = n$ and $R_i = i$, and judgement post-stratification (MacEachern et al. 2004) with $R_i \sim \text{Unif}(\{1, 2, \dots, k\})$.

Within a rather general setting we analyze and compare the asymptotic distribution of three different estimators of the distribution function F . The asymptotics are for fixed number k and $n \rightarrow \infty$. The three estimators under consideration are the stratified estimator of Stokes and Sager (1988), a new moment-based estimator, and the nonparametric maximum-likelihood estimator of Kvam and Samaniego (1994). Our results on the latter estimator generalize and refine the analysis of Huang (1997). It turns out that it is asymptotically more efficient than the former two estimators. The efficiency gain over the new estimator is typically rather small, whereas the inefficiency of the stratified estimator may be quite severe in imbalanced settings.

Finally we describe briefly pointwise and simultaneous confidence intervals for the distribution function F with guaranteed coverage probability for finite sample sizes. This may be accomplished by considering the conditional distribution of the data, given the ranks R_1, R_2, \dots, R_n . In particular, pointwise confidence intervals for F may be obtained by adapting a method of Terpstra and Miller (2006).

1 Introduction

Ranked set sampling and judgement post-stratification are both sampling strategies in situations in which ranking several observations is possible and relatively easy without referring to exact values whereas obtaining complete observations is much more involved.

For instance, this occurs often in agriculture or forestry when the quantities of interest are yields on different plots or of different trees.

The general observation scheme is as follows. Let X_{ij} , $1 \leq i \leq n$, $1 \leq j \leq k$, be independent random variables with unknown continuous distribution function F . That means, we consider n independent random samples from F of size k each. Instead of the whole i -th sample $(X_{ij})_{j=1}^k$ we observe only one of its elements, denoted by X_i , and its rank $R_i = \sum_{j=1}^k 1_{[X_{ij} \leq X_i]} \in \{1, 2, \dots, k\}$.

In ranked set sampling (RSS), as introduced by McIntyre (1952), we pick a fixed number $R_i \in \{1, 2, \dots, k\}$. Then we obtain the value $X_i := X_{i:R_i}$, where $X_{i:1} < X_{i:2} < \dots < X_{i:k}$ are the order statistics of $(X_{ij})_{j=1}^k$. In the simplest case, $k = n$ and $R_i = i$. In case of $k \ll n$ one often tries to achieve a balanced sample in the sense that the numbers

$$N_{nr} := \sum_{i=1}^n 1_{[R_i=r]}, \quad 1 \leq r \leq k,$$

are essentially identical.

Judgement post-stratification (JPS), as introduced by MacEachern et al. (2004), means that from the i -th sample we obtain only its first element $X_i := X_{i1}$ and its random rank $R_i = \sum_{j=1}^k 1_{[X_{ij} \leq X_{i1}]}$. Here the numbers N_{nr} are random variables with binomial distribution $\text{Bin}(n, 1/k)$. The whole vector $(N_{nr})_{r=1}^k$ follows a multinomial distribution $\text{Mult}(n; 1/k, \dots, 1/k)$.

Both RSS and JPS lead to independent random variables $(X_1, R_1), (X_2, R_2), \dots, (X_n, R_n)$ with fixed or random ranks $R_i \in \{1, 2, \dots, k\}$. Conditional on $R_i = r$, the random variable X_i has the same distribution as the r -th order statistic of a random sample of size k from F . That means, X_i has distribution function

$$F_r(x) := \mathbb{P}(X_i \leq x \mid R_i = r) = B_r(F(x)),$$

where $B_r : [0, 1] \rightarrow [0, 1]$ denotes the distribution function of the beta distribution with parameters r and $k + 1 - r$. Thus for $p \in [0, 1]$,

$$B_r(p) := \sum_{i=r}^k \binom{k}{i} p^i (1-p)^{k-i} = \int_0^p \beta_r(u) du$$

with

$$\beta_r(u) := C_r u^{r-1} (1-u)^{k-r} \quad \text{and} \quad C_r := k \binom{k-1}{r-1} = k \binom{k-1}{k-m}.$$

A good overview of existing literature about analyzing ranked set samples is given by Wolfe (2012). Several estimators of the c.d.f. F have been proposed. Of course one could just ignore the rank information and compute the empirical c.d.f. \hat{F}_n ,

$$\hat{F}_n(x) := \frac{1}{n} \sum_{i=1}^n 1_{[X_i \leq x]}.$$

In the JPS setting this estimator is unbiased and \sqrt{n} -consistent. However, the stratified estimator

$$\hat{F}_n^S := \frac{1}{k} \sum_{r=1}^k \hat{F}_{nr}$$

with the empirical c.d.f.

$$\hat{F}_{nr}(x) := \frac{1}{N_{nr}} \sum_{i \in \mathcal{J}_{nr}} 1_{[X_i \leq x]}$$

within stratum $\mathcal{J}_{nr} := \{i : R_i = r\}$ is usually more efficient. It has been introduced and analyzed in a balanced RSS setting by Stokes and Sager (1988). Refinements and modifications of this estimator \hat{F}_n^S in the JPS setting have been proposed by Frey and Ozturk (2011) and Wang et al. (2012). In particular, these authors consider situations with small or moderate sample sizes so that some strata \mathcal{J}_{nr} may be empty or the empirical c.d.f.s \hat{F}_{nr} may fail to satisfy order relations which are known for their theoretical counterparts F_r .

Another approach to estimating the c.d.f. F which can also handle empty strata was introduced by Kvam and Samaniego (1994). They propose to estimate $F(x)$ by maximizing a conditional log-likelihood function. The resulting estimator \hat{F}_n^L is given by

$$\hat{F}_n^L(x) := \arg \max_{p \in [0,1]} L_n(x, p)$$

with the conditional log-likelihood function

$$\begin{aligned} L_n(x, p) &:= \sum_{i=1}^n [1_{[X_i \leq x]} \log B_{R_i}(p) + 1_{[X_i > x]} \log(1 - B_{R_i}(p))] \\ &= \sum_{r=1}^k N_{nr} [\hat{F}_{nr}(x) \log B_r(p) + (1 - \hat{F}_{nr}(x)) \log(1 - B_r(p))] \end{aligned}$$

of the indicator vector $(1_{[X_i \leq x]})_{i=1}^n$, given the rank vector $\mathbf{R}_n = (R_i)_{i=1}^n$. Huang (1997) provides a detailed asymptotic analysis of this estimator \hat{F}_n^L in the special setting when $n = k\ell$, $N_{nr} = \ell$ for $1 \leq r \leq k$, and $\ell \rightarrow \infty$.

A possible approach which we haven't seen in the literature is to estimate F by a moment equality for the naive empirical c.d.f. \hat{F}_n . Note that

$$\mathbb{E}(n\hat{F}_n(x) \mid \mathbf{R}_n) = \sum_{r=1}^k N_{nr} B_r(F(x)).$$

Hence we propose to estimate $F(x)$ by the unique number $\hat{F}_n^M(x) \in [0, 1]$ such that

$$n\hat{F}_n(x) = \sum_{r=1}^k N_{nr} B_r(\hat{F}_n^M(x)).$$

In Section 2 we present some elementary properties of the estimators \hat{F}_n^S , \hat{F}_n^L and \hat{F}_n^M and comment briefly on the computation of the latter two. In particular we describe a simple method to compute the estimator \hat{F}_n^L which is different from the proposals by Kvam and Samaniego (1994). In addition we describe confidence bands for the whole distribution function F .

Section 3 provides a detailed analysis of the asymptotic distribution of the estimators \hat{F}_n^S , \hat{F}_n^L and \hat{F}_n^M as $n \rightarrow \infty$ while k is fixed and $N_{nr}/n \rightarrow_p \pi_r > 0$ for $1 \leq r \leq k$. Our analysis of \hat{F}_n^L generalizes the findings of Huang (1997) to imbalanced settings. In addition we consider the estimators' asymptotic behavior in the tails of the distribution F more precisely, and we obtain explicit expressions for the asymptotic covariance functions of $\sqrt{n}(\hat{F}_n^Z - F)$ for $Z = S, M, L$. The most important findings are: (i) The estimator \hat{F}_n^L is always superior to the other two, (ii) the estimators \hat{F}_n^S and \hat{F}_n^M are asymptotically equivalent in case of $\pi_1 = \dots = \pi_k = 1/k$, and (iii) the estimator \hat{F}_n^S may be substantially worse than the other two estimators. Moreover, the efficiency gain of \hat{F}_n^L over \hat{F}_n^M is typically rather small.

In Section 4 we describe briefly two methods to obtain pointwise and simultaneous confidence intervals for F , respectively. The former procedure is just an adaptation of a method by Terpstra and Miller (2006). It is also closely related to our new estimator \hat{F}_n^M . The latter estimator is also particularly convenient to work with in connection with confidence bands.

All proofs are deferred to Section 5. Finally, in Section 6 we mention some possible extensions.

2 Computation and basic properties of the estimators

Computations. While the computation of the stratified estimator \widehat{F}_n^S is straightforward, the estimators \widehat{F}_n^M and \widehat{F}_n^L may be computed numerically by running a suitable bisection algorithm $n - 1$ times.

For \widehat{F}_n^M this is rather obvious. Note that $\sum_{r=1}^k N_{nr} B_r(p)$ is continuous and strictly increasing in $p \in [0, 1]$ with boundary values 0 and 1. Hence for $x < X_{(1)}$, we obtain $\widehat{F}_n^M(x) = 0 = \widehat{F}_n(x)$, and for $x \geq X_{(n)}$, we get $\widehat{F}_n^M(x) = 1 = \widehat{F}_n(x)$. For $X_{(y)} \leq x < X_{(y+1)}$ with $1 \leq y < n$, the estimator $\widehat{F}_n^M(x)$ is the unique solution p of $\sum_{r=1}^k N_{nr} B_r(p) = y$.

As to \widehat{F}_n^L , note first that for any fixed $x \in \mathbb{R}$, the log-likelihood function $L_n(x, \cdot) : [0, 1] \rightarrow [-\infty, \infty)$ is continuous and differentiable on $(0, 1)$ with derivative

$$L'_n(x, p) := \frac{\partial}{\partial p} L_n(x, p) = \sum_{r=1}^k N_{nr} \left[\frac{\beta_r}{B_r}(p) \widehat{F}_{nr}(x) - \frac{\beta_r}{1 - B_r}(p) (1 - \widehat{F}_{nr}(x)) \right].$$

Note also that

$$\frac{\beta_r}{B_r}(p) = C_r / \sum_{i=r}^k \binom{k}{i} p^{i+1-r} (1-p)^{r-i}$$

and

$$\frac{\beta_r}{1 - B_r}(p) = C_r / \sum_{i=0}^{r-1} \binom{k}{i} p^{i+1-r} (1-p)^{r-i}$$

are strictly decreasing and strictly increasing in $p \in (0, 1)$, respectively. Consequently, the derivative $L'_n(x, \cdot)$ is continuous and strictly decreasing on $(0, 1)$. Hence $L_n(x, \cdot)$ is continuous and strictly concave on $[0, 1]$. In particular, the estimator $\widehat{F}_n^L(x)$ is well-defined for any $x \in \mathbb{R}$.

For explicit calculations we rewrite the derivative $L'_n(x, p)$ as follows:

$$L'_n(x, p) = \sum_{r=1}^k N_{nr} w_r(p) [\widehat{F}_{nr}(x) - B_r(p)]$$

with the auxiliary function

$$w_r(p) = \frac{\beta_r}{B_r(1 - B_r)}(p) = \frac{\beta_r(p)}{B_r(p)B_{k+1-r}(1 - p)}.$$

The latter equation uses the relation $1 - B_r(p) = B_{k+1-r}(1 - p)$ and is highly recommended to avoid rounding errors in case of p being close to 1. Note also that

$$w_r(p) = \begin{cases} \frac{r + o(1)}{p} & \text{as } p \downarrow 0, \\ \frac{k + 1 - r + o(1)}{1 - p} & \text{as } p \uparrow 1. \end{cases} \quad (1)$$

This implies that

$$\begin{aligned} \lim_{p \downarrow 0} L'_n(x, p) &= \begin{cases} +\infty & \text{if } \widehat{F}_{nr}(x) > 0 \text{ for at least one } r, \\ 0 & \text{if } \widehat{F}_{nr}(x) = 0 \text{ for all } r, \end{cases} \\ \lim_{p \uparrow 1} L'_n(x, p) &= \begin{cases} -\infty & \text{if } \widehat{F}_{nr}(x) < 1 \text{ for at least one } r, \\ 0 & \text{if } \widehat{F}_{nr}(x) = 1 \text{ for all } r. \end{cases} \end{aligned}$$

Consequently, if $x < X_{(1)}$, then $L'_n(x, \cdot) < 0$ on $(0, 1)$, so $\widehat{F}_n^L(x) = 0$. Likewise, if $x \geq X_{(n)}$, then $L'_n(x, \cdot) > 0$ on $(0, 1)$, whence $\widehat{F}_n^L(x) = 1$. For $y = 1, 2, \dots, n - 1$, all functions $\widehat{F}_{nr}(x)$ are constant in $x \in [X_{(y)}, X_{(y+1)})$, and the estimator $\widehat{F}_n^L(x)$ is the unique solution $p \in (0, 1)$ of the equation $L'_n(x, p) = 0$. Again this may be found numerically via bisection.

Basic distributional properties. From now on we condition on the rank vector $\mathbf{R}_n = (R_i)_{i=1}^n$. In particular, the vector $\mathbf{N}_n = (N_{nr})_{r=1}^k$ of stratum sizes is viewed as a fixed vector, and all probabilities, expectations and distributional statements refer to the conditional distribution of $\mathbf{X}_n = (X_i)_{i=1}^n$, given \mathbf{R}_n .

All estimators \widehat{F}_n , \widehat{F}_n^S , \widehat{F}_n^M and \widehat{F}_n^L are distribution-free in the following sense: Let \widehat{B}_n , \widehat{B}_n^S , \widehat{B}_n^M and \widehat{B}_n^L be defined analogously with raw observations from the uniform distribution on $[0, 1]$. That means, we replace the random variables X_1, X_2, \dots, X_n with random variables $\widetilde{X}_1, \widetilde{X}_2, \dots, \widetilde{X}_n \in [0, 1]$ which are independent, and \widetilde{X}_i has (conditional) distribution function B_r if $R_i = r$. Then

$$(\widehat{F}_n^Z(x))_{x \in \mathbb{R}} \quad \text{has the same distribution as} \quad (\widehat{B}_n^Z(F(x)))_{x \in \mathbb{R}},$$

where $Z = S, M, L$. Hence it suffices to analyze the distribution of the random processes $(\widehat{B}_n^Z(t))_{t \in [0,1]}$.

3 Asymptotic considerations

Now we consider the asymptotic behavior of the estimators \widehat{B}_n^S , \widehat{B}_n^M and \widehat{B}_n^L as $n \rightarrow \infty$ while k is fixed and

$$\frac{N_{nr}}{n} \rightarrow \pi_r \quad \text{for } 1 \leq r \leq k.$$

Recall that we condition on the rank vector \mathbf{R}_n . The former condition is satisfied with $\pi_r = 1/k$ both in Huang's (1997) setting and in the JPS setting almost surely. In general we assume that

$$\begin{cases} \pi_1, \pi_2, \dots, \pi_k > 0 & \text{in connection with } \widehat{B}_n^S, \\ \pi_1, \pi_k > 0 & \text{in connection with } \widehat{B}_n^M, \widehat{B}_n^L. \end{cases}$$

Let us start with some heuristic considerations to identify suitable approximations:
For $1 \leq r \leq k$ let

$$\mathbb{V}_{nr} := \sqrt{N_{nr}}(\widehat{B}_{nr} - B_r) \circ B_r^{-1}.$$

It follows from Donsker's theorem for the empirical process that \mathbb{V}_{nr} behaves asymptotically like a standard Brownian bridge process $\mathbb{V} = (\mathbb{V}(u))_{u \in [0,1]}$. Note also that for $t \in [0, 1]$,

$$B(t) := t = \frac{1}{k} \sum_{r=1}^k B_r(t).$$

Hence we may write

$$\sqrt{n}(\widehat{B}_n^S - B) = \sum_{r=1}^k \frac{\sqrt{n}(\widehat{B}_{nr} - B_r)}{k} = \sum_{r=1}^k \gamma_{nr}^S \mathbb{V}_{nr} \circ B_r$$

with

$$\gamma_{nr}^S := \frac{1}{k\sqrt{N_{nr}/n}} \tag{2}$$

As to the estimator \widehat{B}_n^M , we write

$$\begin{aligned} n\widehat{B}_n(t) - \sum_{r=1}^k N_{nr}B_r(p) &= \sum_{r=1}^k N_{nr}(\widehat{B}_{nr}(t) - B_r(t) + B_r(t) - B_r(p)) \\ &\approx \sum_{r=1}^k N_{nr}(\widehat{B}_{nr}(t) - B_r(t) - \beta_r(t)(p-t)) \\ &= \sum_{r=1}^k \sqrt{N_{nr}} \mathbb{V}_{nr}(B_r(t)) - (p-t) \sum_{r=1}^k N_{nr}\beta_r(t), \end{aligned}$$

and the right hand side equals 0 if, and only if,

$$p = t + \frac{1}{\sqrt{n}} \sum_{r=1}^k \sqrt{nN_{nr}} \mathbb{V}_{nr}(B_r(t)) / \sum_{r=1}^k N_{nr}\beta_r(t).$$

Hence we expect that

$$\sqrt{n}(\widehat{B}_n^M - B) \approx \sum_{r=1}^k \gamma_{nr}^M \mathbb{V}_{nr} \circ B_r$$

with

$$\gamma_{nr}^M(t) := \sqrt{nN_{nr}} / \sum_{s=1}^k N_{ns}\beta_s(t) \quad (3)$$

Since $\beta_r(0) = 1_{[r=0]}k$ and $\beta_r(1) = 1_{[r=k]}k$, the functions γ_{nr}^M are welldefined and continuous on $[0, 1]$, unless $N_{n1} = 0$ or $N_{nk} = 0$. Finally, we write

$$\begin{aligned} L'_n(t, p) &= \sum_{r=1}^k N_{nr}w_r(p) [\widehat{B}_{nr}(t) - B_r(p)] \\ &\approx \sum_{r=1}^k N_{nr}w_r(t) [\widehat{B}_{nr}(t) - B_r(t) - \beta_r(t)(p-t)] \\ &= \sum_{r=1}^k w_r(t) \left(\sqrt{N_{nr}} \mathbb{V}_{nr}(B_r(t)) - N_{nr}\beta_r(t)(p-t) \right). \end{aligned}$$

This approximation to $L'_n(t, p)$ equals 0 if, and only if,

$$p = t + \frac{1}{\sqrt{n}} \sum_{r=1}^k \gamma_{nr}^L(t) \mathbb{V}_{nr}(B_r(t))$$

with

$$\gamma_{nr}^L(t) := \sqrt{nN_{nr}} w_r(t) / \sum_{s=1}^k N_{ns}w_s(t)\beta_s(t) \quad (4)$$

Hence we expect that

$$\sqrt{n}(\widehat{B}_n^L - B) \approx \sum_{r=1}^k \gamma_{nr}^L \mathbb{V}_{nr} \circ B_r$$

on $(0, 1)$.

Theorem 1 (Linear expansion). *For $Z = S, M, L$ and any fixed $\delta \in [0, 1/2)$,*

$$\sup_{t \in (0,1)} \frac{|\sqrt{n}(\widehat{B}_n^Z(t) - t) - \mathbb{V}_n^Z(t)|}{t^\delta(1-t)^\delta} \rightarrow_p 0,$$

where

$$\mathbb{V}_n^S := \sum_{r=1}^k \gamma_{nr}^Z \mathbb{V}_{nr} \circ B_r$$

and γ_{nr}^Z is defined in (2), (3) and (4). Moreover,

$$\sup_{t \in (0,c] \cup [1-c,1)} \frac{|\mathbb{V}_n^Z(t)|}{t^\delta(1-t)^\delta} \rightarrow_p 0 \quad \text{as } n \rightarrow \infty \text{ and } c \downarrow 0.$$

The next theorem shows that all three estimators $\widehat{F}_n^S, \widehat{F}_n^M, \widehat{F}_n^L$ are asymptotically equivalent in the tail regions. Moreover, the asymptotic behavior in the left and right tail is mainly driven by the processes \mathbb{V}_{n1} and \mathbb{V}_{nk} , respectively.

Theorem 2 (Linear expansion in the tails). *For $Z = S, M, L$ and any fixed $\kappa \in [1/2, 1)$,*

$$\sup_{t \in (0,c]} \frac{|\sqrt{n}(\widehat{B}_n^Z(t) - t) - \mathbb{V}_n^{(\ell)}(t)|}{t^\kappa} \rightarrow_p 0$$

and

$$\sup_{t \in [1-c,1)} \frac{|\sqrt{n}(\widehat{B}_n^Z(t) - t) - \mathbb{V}_n^{(r)}(t)|}{(1-t)^\kappa} \rightarrow_p 0$$

as $n \rightarrow \infty$ and $c \downarrow 0$, where

$$\mathbb{V}_n^{(\ell)}(t) := \frac{\mathbb{V}_{n1}(B_1(t))}{k\sqrt{N_{n1}/n}} \quad \text{and} \quad \mathbb{V}_n^{(r)}(t) := \frac{\mathbb{V}_{nk}(B_k(t))}{k\sqrt{N_{nk}/n}}$$

Theorem 3 (Asymptotic distribution). *For $Z = S, M, L$, the stochastic process \mathbb{V}_n^Z converges in distribution in the space $\ell_\infty([0, 1])$ to a centered Gaussian process \mathbb{V}^Z with continuous paths on $[0, 1]$. Precisely, for $t \in [0, 1]$,*

$$\mathbb{V}^Z(t) = \sum_{r=1}^k \gamma_r^Z(t) \mathbb{V}_r(B_r(t))$$

with independent standard Brownian bridge processes $\mathbb{V}_1, \mathbb{V}_2, \dots, \mathbb{V}_k$ and

$$\begin{aligned}\gamma_r^S(t) &:= \frac{1}{k\sqrt{\pi_r}}, \\ \gamma_r^M(t) &:= \sqrt{\pi_r} / \sum_{s=1}^k \pi_s \beta_s(t), \\ \gamma_r^L(t) &:= \begin{cases} \sqrt{\pi_r} w_r(t) / \sum_{s=1}^k \pi_s w_s(t) \beta_s(t) & \text{for } 0 < t < 1, \\ \sqrt{\pi_r} r / (\pi_1 k) & \text{for } t = 0, \\ \sqrt{\pi_r} (k + 1 - r) / (\pi_k k) & \text{for } t = 1. \end{cases}\end{aligned}$$

One can easily deduce from (1) and the formulae $\beta_s(0) = 1_{[s=0]}k$, $\beta_s(1) = 1_{[s=k]}k$ that the functions γ_r^L are continuous on $[0, 1]$.

Theorems 1 and 3 show that all three estimators $\widehat{F}_n^S, \widehat{F}_n^M, \widehat{F}_n^L$ are root- n -consistent. In the asymptotically balanced case with

$$\pi_1 = \pi_2 = \dots = \pi_k = 1/k, \quad (5)$$

one can easily deduce from $\sum_{s=1}^k \beta_s \equiv k$ that

$$\gamma_r^M \equiv \gamma_r^S = 1/\sqrt{k} \quad \text{for } 1 \leq r \leq k.$$

Hence in this particular case the estimators \widehat{F}_n^S and \widehat{F}_n^M are asymptotically equivalent. But otherwise \widehat{F}_n^S may be substantially worse than \widehat{F}_n^M , as shown later.

Relative asymptotic efficiencies. Let K be the covariance function of a standard Brownian bridge \mathbb{V} , i.e. $K(s, t) = \min\{s, t\} - st$ for $s, t \in [0, 1]$. Then the covariance function K^Z of the Gaussian process \mathbb{V}^Z in Theorem 3 is given by

$$K^Z(s, t) = \sum_{r=1}^k \gamma_r^Z(s) \gamma_r^Z(t) K(B_r(s), B_r(t)).$$

In particular, for $0 < t < 1$ the asymptotic distribution of $\sqrt{n}(\widehat{B}_n^Z(t) - t)$ equals $\mathcal{N}(0, K^Z(t, t))$, and

$$\begin{aligned} K^S(t, t) &= \sum_{r=1}^k \frac{B_r(t)(1 - B_r(t))}{k^2 \pi_r}, \\ K^M(t, t) &= \sum_{r=1}^k \pi_r B_r(t)(1 - B_r(t)) \bigg/ \left(\sum_{s=1}^k \pi_s \beta_s(t) \right)^2, \\ K^L(t, t) &= \sum_{r=1}^k \pi_r w_r(t)^2 B_r(t)(1 - B_r(t)) \bigg/ \left(\sum_{s=1}^k \pi_s \beta_s(t) w_s(t) \right)^2 \\ &= 1 \bigg/ \sum_{s=1}^k \pi_s \beta_s(t) w_s(t). \end{aligned}$$

The latter equation follows from $w_r = \beta_r / (B_r(1 - B_r))$.

The next result shows that the estimator \widehat{F}_n^L is always asymptotically more efficient than \widehat{F}_n^S and \widehat{F}_n^M .

Theorem 4 (Relative asymptotic efficiencies). *For arbitrary $t \in (0, 1)$,*

$$K^L(t, t) \leq K^S(t, t)$$

with equality for at most one $t \in (0, 1)$. Furthermore,

$$K^L(t, t) \leq K^M(t, t)$$

with equality if, and only if, $t = 1/2$ and $k = 2$. On the other hand,

$$\begin{aligned} \sup_{\pi} \frac{K^S(t, t)}{K^L(t, t)} &= \infty, \\ \sup_{\pi} \frac{K^M(t, t)}{K^L(t, t)} &= \frac{\rho(t) + \rho(t)^{-1} + 2}{4} < \infty, \end{aligned}$$

where

$$\rho(t) := \max_{r=1, \dots, k} w_r(t) \bigg/ \min_{r=1, \dots, k} w_r(t)$$

and the suprema are over all tuples $(\pi_r)_{r=1}^k$ with strictly positive components summing to one.

Example: $k = 2$. In case of $k = 2$ elementary calculations reveal that

$$\frac{\rho(t) + \rho(t)^{-1} + 2}{4} = 1 + \frac{u^2}{9 - u^2} \leq 1.125$$

and

$$\begin{aligned} K^S(t, t) &= K(t, t) \frac{3 + u^2 - 4u\Delta}{4(1 - \Delta^2)}, \\ K^M(t, t) &= K(t, t) \frac{3 + u^2 + 4u\Delta}{4(1 + u\Delta)^2}, \\ K^L(t, t) &= K(t, t) \frac{9 - u^2}{4(3 - u^2 + 2u\Delta)}, \end{aligned}$$

where $u := 2t - 1 \in (-1, 1)$ and $\Delta := \pi_2 - \pi_1 \in (-1, 1)$. Figure 1 shows for different values of $\pi_2 = 1 - \pi_1$ and $Z = S, M$ the relative asymptotic efficiencies $E^Z(t) := K^Z(t, t)/K^L(t, t)$ of \hat{F}_n^L compared to \hat{F}_n^Z . In case of $\pi_2 = \pi_1 = 0.5$, we plot the values of $E(t) := K(t, t)/K^L(t, t)$ in addition to $E^S(t) = E^M(t)$. The value $E(t)$ measures the relative asymptotic efficiency of \hat{F}_n^L compared to the naive estimator \hat{F}_n in the JPS setting. While $E^M(t)$ is always smaller than 1.125, the value $E^S(t)$ is sometimes substantially larger than that.

4 Exact inference

Pointwise confidence intervals. Recall that we condition on the rank vector \mathbf{R}_n . Then the distribution of $n\hat{F}_n(x)$ depends only on \mathbf{N}_n and $F(x)$. Precisely, in case of $F(x) = p$, it has the same distribution as $\sum_{r=1}^k Y_{r,p}$ with independent random variables $Y_{1,p}, Y_{2,p}, \dots, Y_{k,p}$, where

$$Y_{r,p} \sim \text{Bin}(N_{nr}, B_r(p)).$$

Let $G_{\mathbf{N}_n,p}$ be the corresponding distribution function, i.e.

$$G_{\mathbf{N}_n,p}(y) := \mathbb{P}\left(\sum_{r=1}^k Y_{r,p} \leq y\right).$$

This is not a standard distribution function but can be computed numerically quite easily.

Now an exact (conservative) p-value for the null hypothesis “ $F(x) \geq p$ ” is given by

$$G_{\mathbf{N}_n,p}(n\hat{F}_n(x)).$$

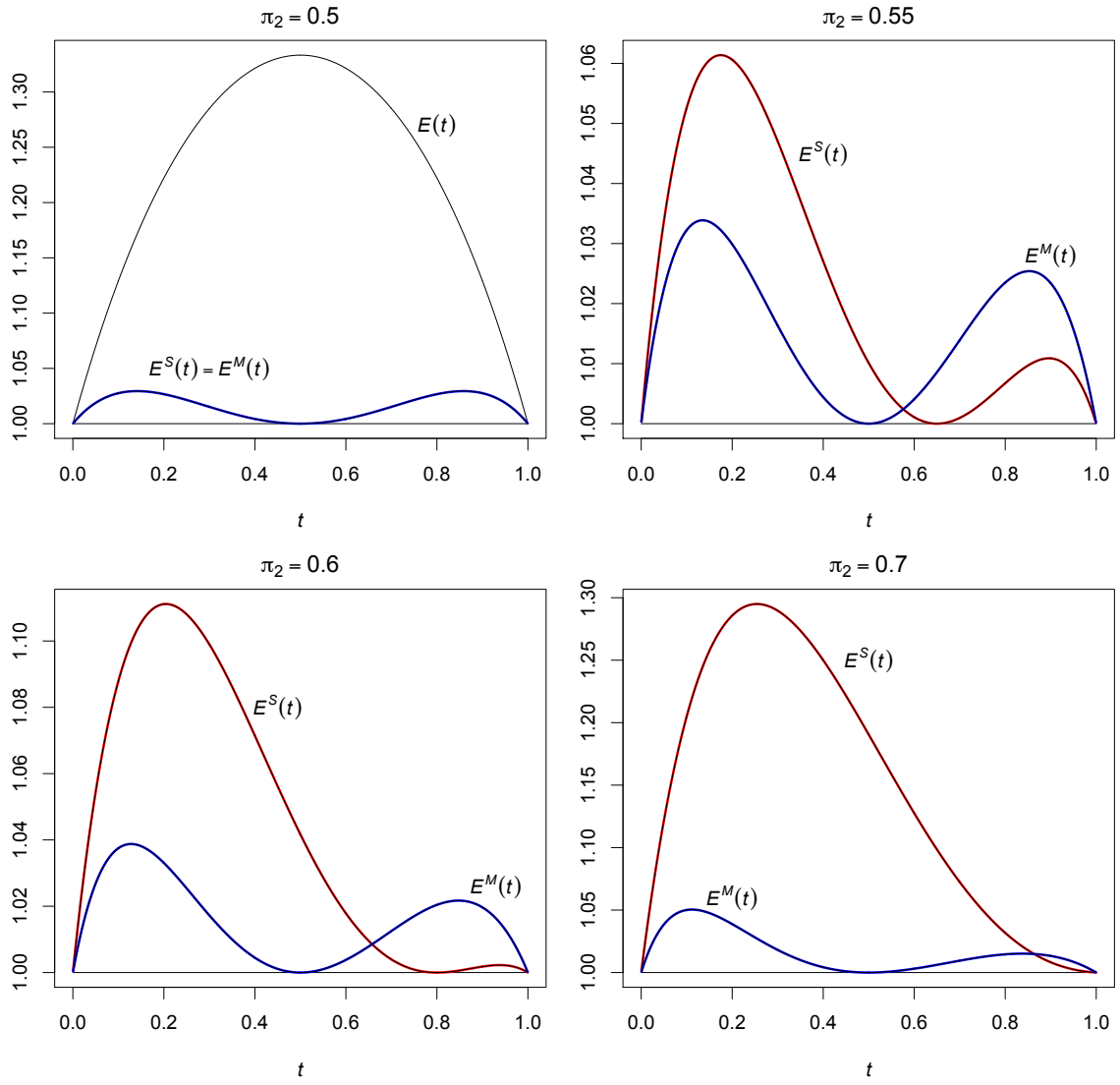


Figure 1: Asymptotic relative efficiencies for $k = 2$.

Likewise, a p-value for the null hypothesis “ $F(x) \leq p$ ” is given by

$$1 - G_{\mathbf{N}_n, p}(n\hat{F}_n(x) - 1).$$

These p-values imply two different $(1 - \alpha)$ -confidence regions for $F(x)$, namely,

$$\{p \in [0, 1] : G_{\mathbf{N}_n, p}(n\hat{F}_n(x)) \geq \alpha\} \quad \text{or} \quad \{p \in [0, 1] : G_{\mathbf{N}_n, p}(n\hat{F}_n(x) - 1) \leq 1 - \alpha\}.$$

Elementary considerations reveal that for any $y \in \{0, 1, \dots, n - 1\}$, the distribution function $G_{\mathbf{N}_n, p}(y)$ is continuous and strictly decreasing in $p \in [0, 1]$ with boundary values $G_{\mathbf{N}_n, 0}(y) = 1$ and $G_{\mathbf{N}_n, 1}(y) = 0$. Moreover, $G_{\mathbf{N}_n, p}(n) = 1$ and $G_{\mathbf{N}_n, p}(-1) = 0$ for all $p \in [0, 1]$. Consequently, the $(1 - \alpha)$ -confidence regions above lead to one-sided $(1 - \alpha)$ -confidence bounds:

$$\begin{aligned} \{p \in [0, 1] : G_{\mathbf{N}_n, p}(n\hat{F}_n(x)) \geq \alpha\} &= [0, b_\alpha(\mathbf{N}_n, n\hat{F}_n(x))], \\ \{p \in [0, 1] : G_{\mathbf{N}_n, p}(n\hat{F}_n(x) - 1) \leq 1 - \alpha\} &= [a_\alpha(\mathbf{N}_n, n\hat{F}_n(x)), 1]. \end{aligned}$$

Here $b_\alpha(\mathbf{N}_n, y)$ is the unique solution $p \in (0, 1)$ of the equation $G_{\mathbf{N}_n, p}(y) = \alpha$ if $y \in \{0, 1, \dots, n - 1\}$, and $b_\alpha(\mathbf{N}_n, n) = 1$. Likewise, $a_\alpha(\mathbf{N}_n, y)$ is the unique solution $p \in (0, 1)$ of the equation $G_{\mathbf{N}_n, p}(y - 1) = 1 - \alpha$ if $y \in \{1, 2, \dots, n\}$, and $a_\alpha(\mathbf{N}_n, 0) = 0$. Finding the solution $p \in (0, 1)$ of an equation such as $G_{\mathbf{N}_n, p}(y) = u$ is possible via a bisection algorithm.

Obviously one can combine lower and upper bounds and compute the Clopper and Pearson (1934) type $(1 - \alpha)$ -confidence interval $[a_{\alpha/2}(\mathbf{N}_n, n\hat{F}_n(x)), b_{\alpha/2}(\mathbf{N}_n, n\hat{F}_n(x))]$ for $F(x)$. To compute these intervals for all $x \in \mathbb{R}$, we only have to compute the n upper bounds $b_{\alpha/2}(\mathbf{N}_n, y)$, $0 \leq y < n$, and the n lower bounds $a_{\alpha/2}(\mathbf{N}_n, y)$, $1 \leq y \leq n$. Note also that $a_{\alpha/2}(\mathbf{N}_n, y) < b_{\alpha/2}(\mathbf{N}_n, y)$ for $\alpha \in (0, 1)$ and $0 \leq y \leq n$. This is obvious in case of y being 0 or n . In case of $1 \leq y < n$ it follows from the fact that $a = a_{\alpha/2}(\mathbf{N}_n, y)$ and $b = b_{\alpha/2}(\mathbf{N}_n, y)$ satisfy the (in)equalities $G_{\mathbf{N}_n, b}(y) = \alpha/2 < 1 - \alpha/2 = G_{\mathbf{N}_n, a}(y - 1) \leq G_{\mathbf{N}_n, a}(y)$.

If we would ignore the ranks R_i and just pretend that X_1, X_2, \dots, X_n are i.i.d. with distribution function F , then we would work with the distribution function $G_{n, p}$ of the

binomial distribution $\text{Bin}(n, p)$ instead of $G_{\mathbf{N}_n, p}$. This would lead to the standard confidence bounds $a_\alpha^{\text{st}}(n, n\widehat{F}_n(x))$, $b_\alpha^{\text{st}}(n, n\widehat{F}_n(x))$ and the standard confidence interval of Clopper and Pearson (1934) with endpoints $a_{\alpha/2}^{\text{st}}(n, n\widehat{F}_n(x))$, $b_{\alpha/2}^{\text{st}}(n, n\widehat{F}_n(x))$ for $F(x)$.

Numerical examples. Figures 2 and 3 show for $n = 50$ and $\alpha = 5\%$ the boundaries $a_{\alpha/2}^{\text{st}}(n, y)$, $b_{\alpha/2}^{\text{st}}(n, y)$, $a_{\alpha/2}(\mathbf{N}_n, y)$ and $b_{\alpha/2}(\mathbf{N}_n, y)$ in two different settings. The horizontal axis corresponds to the potential values of $n\widehat{F}_n$. Thus for $y = 1, 2, \dots, n+1$, the depicted boundaries on $[y-1, y]$ correspond to the resulting boundaries on $[X_{(y-1)}, X_{(y)}]$, where $-\infty = X_{(0)} < X_{(1)} < X_{(2)} < \dots < X_{(n)} < X_{(n+1)} = \infty$ are the order statistics of X_1, X_2, \dots, X_n .

Figure 2 is for the classical RSS setting with $k = n = 50$ and $\mathbf{N}_n = (1)_{i=1}^{50}$. The innermost step function (blue dashed line) corresponds to y/n , i.e. \widehat{F}_n , the two outermost step functions (blue thin lines) represent $a_{\alpha/2}^{\text{st}}(n, y)$ and $b_{\alpha/2}^{\text{st}}(n, y)$, and the remaining two step functions (black thick lines) represent $a_{\alpha/2}(\mathbf{N}_n, y)$ and $b_{\alpha/2}(\mathbf{N}_n, y)$. Obviously the additional information contained in \mathbf{R}_n increases the precision substantially.

Figure 3 shows these boundaries in case of $k = 2$ and $\mathbf{N}_n = (m, 50 - m)^\top$ for various values of m . In case of $m \neq 25$, ignoring the rank information and pretending the X_i to be i.i.d. would induce a bias and may lead to coverage probabilities substantially smaller than 95%.

Confidence bands. We may compute Kolmogorov-Smirnov type confidence bands for the unknown distribution function F as follows: Let $\kappa^Z(\mathbf{N}_n, \alpha)$ be the $(1 - \alpha)$ -quantile of the random variable $\|\widehat{B}_n^Z - B\|_\infty = \sup_{t \in [0, 1]} |\widehat{B}_n^Z(t) - t|$. Then we may conclude with confidence $1 - \alpha$ that

$$F(x) \in [\widehat{F}_n^Z(x) \pm \kappa^Z(\mathbf{N}_n, \alpha)] \quad \text{for all } x \in \mathbb{R}.$$

The quantiles $\kappa^Z(\mathbf{N}_n, \alpha)$ may be estimated via Monte Carlo simulations.

For the new estimator \widehat{F}_n^{M} this is particularly convenient. Note that for given \mathbf{N}_n the estimator $\widehat{F}_n^{\text{M}}(x)$ equals $\phi_{n\widehat{F}_n(x)}$ with $n+1$ potential values $0 = \phi_0 < \phi_1 < \dots < \phi_{n-1} < \phi_n = 1$. Hence we have to calculate $\phi = (\phi_i)_{i=0}^n$ only once. Then we simulate the vector

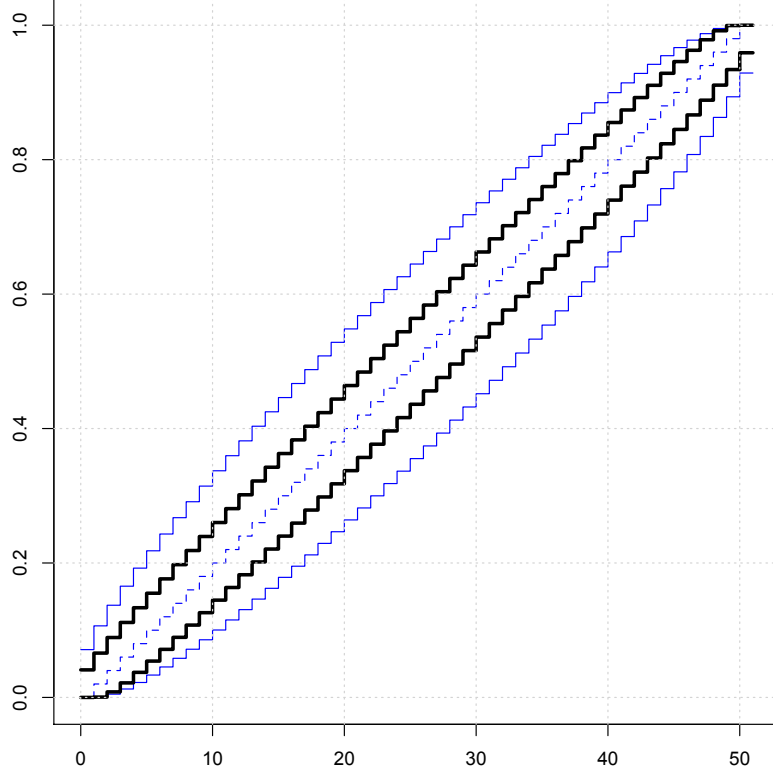


Figure 2: Pointwise 95%-confidence band for F in the RSS setting with $n = 50$.

$(X_{(i)})_{i=1}^n$ of order statistics of a random vector $(X_i)_{i=1}^n$ with the first N_{n1} components having c.d.f. B_1 , the next N_{n2} components having c.d.f. B_2, \dots , the last N_{nk} components having c.d.f. B_k . For this observation vector $(X_i)_{i=1}^n$ the random variable $\|\hat{B}_n^Z - B\|_\infty$ is given by

$$\max_{i=1,2,\dots,n} \max\{\phi_i - X_{(i)}, X_{(i)} - \phi_{i-1}\}.$$

Numerical examples. In the special case $k = 2$ the vector \mathbf{N}_n equals $(N_{n1}, n - N_{n1})$. Figure 4 shows Monte Carlo estimates of the 95%-quantiles $\kappa^M(m) := \kappa^M((m, 50 - m), 5\%)$ for $m \in \{0, 1, \dots, 50\}$, based on 100'000 simulations. The horizontal line shows the 95%-quantile 0.1884 of the Kolmogorov-Smirnov statistic $\|\hat{B}_{50} - B\|_\infty$. To illustrate the potential bias of the empirical distribution function \hat{F}_n , we also plot Monte Carlo estimates of the 95%-quantiles $\kappa(m)$ of the conditional distribution of $\|\hat{B}_{50} - B\|_\infty$, given $N_{n1} = m$. The two quantiles $\kappa^M(25)$ and $\kappa(25)$ are identical because then $y_i = i/n$ for $0 \leq i \leq 50$. Otherwise the difference $\kappa(m) - \kappa^M(m)$ is strictly positive.

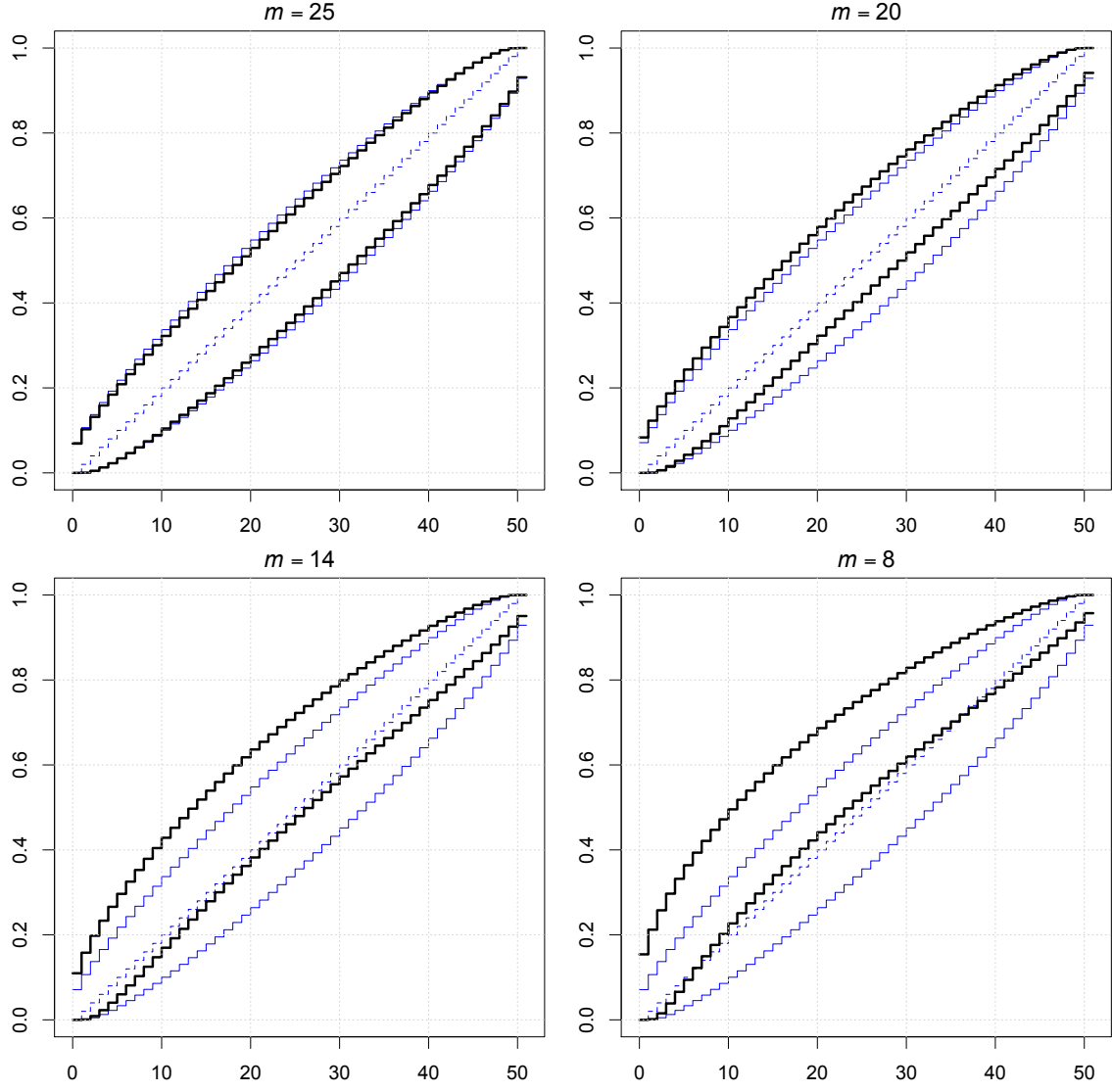


Figure 3: Pointwise 95%-confidence bands for F in case of $\mathbf{N}_n = (m, 50 - m)^\top$.

In the JPS setting, $N_{n1} \sim \text{Bin}(50, 0.5)$, and the average half-width of the new confidence band equals

$$\sum_{m=0}^{50} \binom{50}{m} 2^{-50} \kappa^{\text{M}}(m).$$

Plugging in our Monte Carlo estimates of $\kappa^{\text{M}}(m)$ yields the value 0.1712.

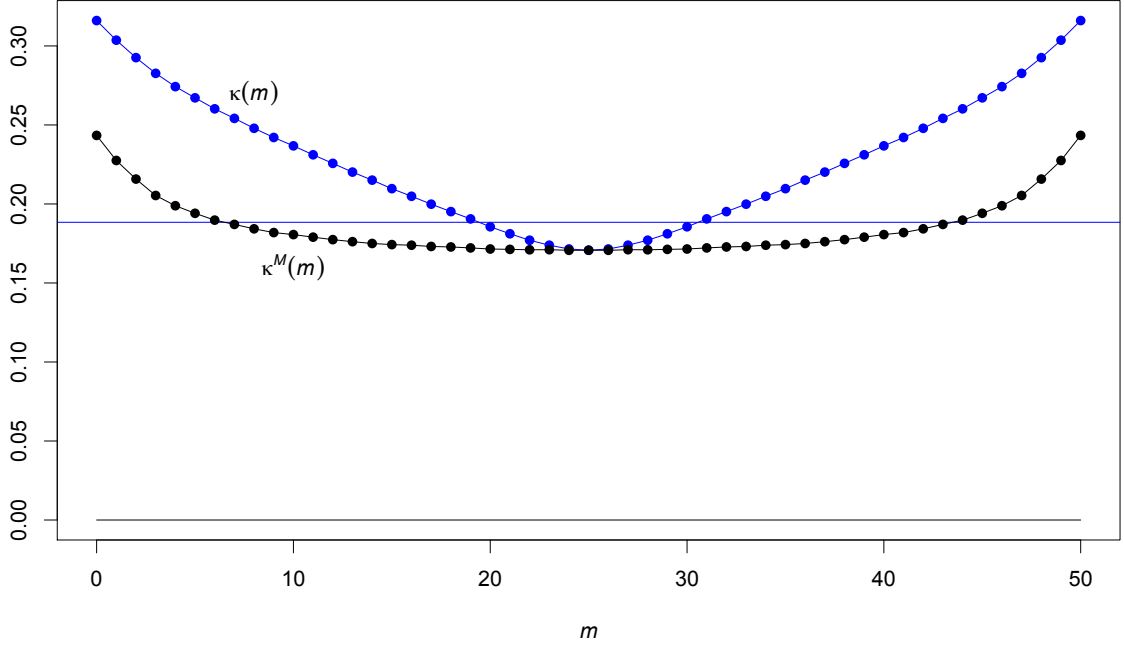


Figure 4: Monte Carlo estimates of the quantiles $\kappa^M(m)$ and $\kappa(m)$.

5 Proofs

We first recall two well-known facts about uniform empirical processes, see Shorack and Wellner (1986).

Proposition 5. *Let U_1, U_2, U_3, \dots be independent random variables with uniform distribution on $[0, 1]$. For $N \in \mathbb{N}$ and $u \in [0, 1]$ define*

$$\mathbb{V}^{(N)}(u) := N^{-1/2} \sum_{i=1}^N (1\{U_i \leq u\} - u).$$

Then, as $N \rightarrow \infty$, $\mathbb{V}^{(N)}$ converges in distribution in $\ell_\infty([0, 1])$ to a standard Brownian bridge \mathbb{V} on $[0, 1]$. Moreover, for any fixed $\delta \in [0, 1/2)$ and $\epsilon > 0$,

$$\begin{aligned} \sup_{N \geq 1} \mathbb{P} \left(\sup_{u \in (0,1)} \frac{|\mathbb{V}^{(N)}(u)|}{u^\delta (1-u)^\delta} \geq C \right) &\rightarrow 0 \quad \text{as } C \uparrow \infty, \\ \sup_{N \geq 1} \mathbb{P} \left(\sup_{u \in (0,c] \cup [1-c,1)} \frac{|\mathbb{V}^{(N)}(u)|}{u^\delta (1-u)^\delta} \geq \epsilon \right) &\rightarrow 0 \quad \text{as } c \downarrow 0. \end{aligned}$$

For the estimators $\widehat{F}_n^M, \widehat{F}_n^L$ we need some basic facts and inequalities for the auxiliary functions w_k and B_k :

Lemma 6. (a) For $k = 1, 2, \dots, m$, the function w_k on $(0, 1)$ may be written as $w_k(t) = \tilde{w}_k(t)/(t(1-t))$ with $\tilde{w}_k : [0, 1] \rightarrow (0, \infty)$ continuously differentiable. In particular, there exist constants $c_w = c_w(m)$ and $C_w = C_w(m)$ in $(0, \infty)$ such that for $k = 1, 2, \dots, m$ and $t \in (0, 1)$,

$$\frac{c_w}{t(1-t)} \leq w_k(t) \leq \frac{C_w}{t(1-t)}.$$

(b) For any constant $c \in (0, 1)$ there exists a number $c' = c'(m, c) > 0$ with the following property: If $t, p \in (0, 1)$ such that

$$\frac{|p-t|}{t(1-t)} \leq c,$$

then for $k = 1, 2, \dots, m$,

$$\max\left\{\left|\frac{w_k(p)}{w_k(t)} - 1\right|, \left|\frac{B_k(p) - B_k(t)}{\beta_k(t)(p-t)} - 1\right|\right\} \leq c' \frac{|p-t|}{t(1-t)}. \quad \square$$

Proof of Lemma 6. As to part (a), note that w_k is a rational and strictly positive function on $(0, 1)$. Hence $\tilde{w}_k(t) := t(1-t)w_k(t)$ defines a function with these properties, too. Moreover, $\lim_{t \downarrow 0} \tilde{w}_k(t) = k^{-1}$ and $\lim_{t \uparrow 1} \tilde{w}_k(t) = (m+1-k)^{-1}$. Hence \tilde{w}_k may be viewed as a rational and strictly positive function on a neighborhood of $[0, 1]$. In particular, \tilde{w}_k is continuously differentiable on $[0, 1]$ with values in $[c_w, C_w]$, where $c_w := \min_{1 \leq k \leq m, t \in [0, 1]} \tilde{w}_k(t) > 0$ and $C_w := \max_{1 \leq k \leq m, t \in [0, 1]} \tilde{w}_k(t) < \infty$.

For proving part (b), note first that $|p-t| \leq ct(1-t)$ implies the inequalities $p \leq (1+c)t$ and $1-p \leq (1+c)(1-t)$. Moreover, since $|p(1-p) - t(1-t)| \leq |p-t|$, we may conclude that $p(1-p) \geq (1-c)t(1-t)$. Consequently,

$$\begin{aligned} \left|\frac{w_k(p)}{w_k(t)} - 1\right| &= \frac{|\tilde{w}_k(p)t(1-t) - \tilde{w}_k(t)p(1-p)|}{\tilde{w}_k(t)p(1-p)} \\ &\leq \frac{|\tilde{w}_k(p) - \tilde{w}_k(t)|t(1-t) + \tilde{w}_k(t)|t(1-t) - p(1-p)|}{\tilde{w}_k(t)p(1-p)} \\ &\leq \frac{|\tilde{w}_k(p) - \tilde{w}_k(t)|/4 + C_w|t-p|}{c_w(1-c)t(1-t)} \\ &\leq \frac{c'_w/4 + C_w}{c_w(1-c)} \frac{|p-t|}{t(1-t)}, \end{aligned}$$

where $c'_w := \max_{1 \leq k \leq m, u \in [0, 1]} |\tilde{w}'_k(u)|$. Moreover, for $\min(t, p) \leq \xi \leq \max(t, p)$,

$$\frac{|\beta'_k(\xi)|}{\beta_k(\xi)} = \frac{|k-1-(m-1)\xi|}{\xi(1-\xi)} \leq \frac{m-1}{(1-c)t(1-t)} \quad \text{and} \quad \frac{\beta_k(\xi)}{\beta_k(t)} \leq (1+c)^{m-1}.$$

Hence Taylor's formula shows that for a suitable ξ ,

$$\left| \frac{B_k(p) - B_k(t)}{\beta_k(t)(p-t)} - 1 \right| = \frac{|\beta'_k(\xi)| |p-t|}{2\beta_k(t)} \leq \frac{(m-1)(1+c)^{m-1}}{c-1} \frac{|p-t|}{t(1-t)}. \quad \square$$

Proof of Theorem 1. Note first that for $n \geq 1$ and $1 \leq r \leq k$, the empirical process \mathbb{V}_{nr} is distributed as $\mathbb{V}^{(N_{nr})}$ in Proposition 5. Hence,

$$\sup_{1 \leq r \leq k, u \in (0,1)} \frac{|\mathbb{V}_{nr}(u)|}{u^\delta(1-u)^\delta} = O_p(1),$$

$$\sup_{1 \leq r \leq k, u \in (0,c] \cup [1-c,1)} \frac{|\mathbb{V}_{nr}(u)|}{u^\delta(1-u)^\delta} \rightarrow_p 0 \quad \text{as } n \rightarrow \infty \text{ and } c \downarrow 0.$$

Note also that for $1 \leq r \leq k$,

$$B_r(t) \leq B_1(t) \leq kt \quad \text{and} \quad 1 - B_r(t) \leq 1 - B_k(t) \leq k(1-t),$$

so

$$\frac{B_r(t)(1 - B_r(t))}{t(1-t)} \leq t.$$

Since $\max_r |N_{nr}/n - \pi_r| \rightarrow 0$, we also know that

$$\sup_{t \in (0,1), 1 \leq r \leq k} |\gamma_{nr}^Z(t) - \gamma_r^Z(t)| \rightarrow 0 \quad (6)$$

as $n \rightarrow \infty$. In particular, $\max_r \gamma_{nr}^Z(t) = O(1)$. Hence for $Z = S, M, L$,

$$\sup_{t \in (0,1)} \frac{|\mathbb{V}_n^Z(t)|}{t^\delta(1-t)^\delta} = O_p(1), \quad (7)$$

$$\sup_{t \in (0,c] \cup [1-c,1)} \frac{|\mathbb{V}_n^Z(t)|}{t^\delta(1-t)^\delta} \rightarrow_p 0 \quad \text{as } n \rightarrow \infty \text{ and } c \downarrow 0. \quad (8)$$

It remains to be shown that for $Z = S, M, L$, the process $\sqrt{n}(\hat{B}_n^Z - B)$ may be approximated by \mathbb{V}_n^Z . In case of $Z = S$ we have even the equality $\sqrt{n}(\hat{B}_n^Z - B) = \mathbb{V}_n^S$.

For $Z = M, L$ it suffices to show that for any fixed number $b \neq 0$ and

$$p_n^Z(t) := t + \frac{\mathbb{V}_n^Z(t) + bt^\delta(1-t)^\delta}{\sqrt{n}}$$

the following statements are true: If $b < 0$, then with asymptotic probability one,

$$\left\{ \begin{array}{l} \inf_{t \in (0,1)} \left(n \hat{B}_n(t) - \sum_{r=1}^k N_{nr} B_r(p_n^M(t)) \right) \\ \inf_{t \in (0,1)} L'_n(t, p_n^L(t)) \end{array} \right\} \geq 0. \quad (9)$$

If $b > 0$, then with asymptotic probability one,

$$\left. \begin{aligned} & \sup_{t \in (0,1)} \left(n\widehat{B}_n(t) - \sum_{r=1}^k N_{nr} B_r(p_n^M(t)) \right) \\ & \sup_{t \in (0,1)} L'_n(t, p_n^L(t)) \end{aligned} \right\} \leq 0. \quad (10)$$

Here we use the conventions that $L'_n(t, \cdot) := \infty$ and $B_r := 0$ on $(-\infty, 0]$ while $L'_n(t, \cdot) := -\infty$ and $B_r := 1$ on $[1, \infty)$.

To verify these claims, we split the interval $(0, 1)$ into $(0, c_n]$, $[c_n, 1 - c_n]$ and $[1 - c_n, 1)$ with numbers $c_n \in (0, 1/2)$ to be specified later, where $c_n \downarrow 0$.

On $[c_n, 1 - c_n]$ we utilize Lemma 6: For $t \in [c_n, 1 - c_n]$ and $p \in (0, 1)$ such that $|p - t| \leq t(1 - t)/2$ we may write

$$\begin{aligned} n\widehat{B}_n(t) - \sum_{r=1}^k N_{nr} B_r(p) &= \sum_{r=1}^k \sqrt{N_{nr}} \mathbb{V}_{nr}(B_r(t)) - \sum_{r=1}^k N_{nr} (B_r(p) - B_r(t)) \\ &= \sum_{r=1}^k \sqrt{N_{nr}} \mathbb{V}_{nr}(B_r(t)) - \sum_{r=1}^m N_{nr} \beta_r(t)(p - t) + \rho_n^M(t, p) \\ &= \sum_{r=1}^k N_{nr} \beta_r(t) \left(\frac{\mathbb{V}_n^M(t)}{\sqrt{n}} - (p - t) \right) + \rho_n^M(t, p) \end{aligned}$$

and

$$\begin{aligned} L'_n(t, p) &= \sum_{r=1}^k \sqrt{N_{nr}} w_r(p) \mathbb{V}_{nr}(B_r(t)) - \sum_{r=1}^k N_{nr} w_r(p) (B_r(p) - B_r(t)) \\ &= \sum_{r=1}^k \sqrt{N_{nr}} w_r(t) \mathbb{V}_{nr}(B_r(t)) - \sum_{r=1}^k N_{nr} w_r(t) \beta_r(t)(p - t) + \rho_n^L(t, p) \\ &= \sum_{r=1}^k N_{nr} w_r(t) \beta_r(t) \left(\frac{\mathbb{V}_n^L(t)}{\sqrt{n}} - (p - t) \right) + \rho_n^L(t, p), \end{aligned}$$

where

$$\begin{aligned} |\rho_n^M(t, p)| &\leq \frac{O(n)|p - t|^2}{t(1 - t)}, \\ |\rho_n^L(t, p)| &\leq \frac{O_p(\sqrt{n})t^\delta(1 - t)^\delta|p - t|}{t(1 - t)} + \frac{O(n)|p - t|^2}{t^2(1 - t)^2}. \end{aligned}$$

Note that for $t \in [c_n, 1 - c_n]$,

$$\frac{|p_n^Z(t) - t|}{t(1-t)} \leq \frac{O_p(1)t^\delta(1-t)^\delta}{\sqrt{n}t(1-t)} \leq \frac{O_p(1)}{\sqrt{n}c_n^{1-\delta}}.$$

Hence we choose c_n such that $c_n \downarrow 0$ but $nc_n^{2(1-\delta)} \rightarrow \infty$. With this choice we may conclude that uniformly in $t \in [c_n, 1 - c_n]$,

$$\begin{aligned} |\rho_n^M(t, p_n^M(t))| &\leq O_p(c_n^{\delta-1})t^\delta(1-t)^\delta, \\ |\rho_n^L(t, p_n^L(t))| &\leq O_p(c_n^{\delta-1})t^{\delta-1}(1-t)^{\delta-1}. \end{aligned}$$

On the other hand, since $\beta_1(t) + \beta_k(t) \geq \beta_1(1/2) + \beta_k(1/2) = k2^{2-k}$,

$$\begin{aligned} \sum_{r=1}^k N_{nr}\beta_r(t) &\geq k2^{2-k} \min\{N_{n1}, N_{nk}\}, \\ \sum_{r=1}^k N_{nr}w_r(t)\beta_r(t) &\geq \frac{k2^{2-k}c_w}{t(1-t)} \min\{N_{n1}, N_{nk}\}. \end{aligned}$$

Consequently,

$$\begin{aligned} n\widehat{B}_n(t) - \sum_{r=1}^k N_{nr}B_r(p_n^M(t)) \\ = \sum_{r=1}^k N_{nr}\beta_r(t) \frac{-bt^\delta(1-t)^\delta}{\sqrt{n}} + \rho_n^M(t, p_n^M(t)) \\ = \sum_{r=1}^m N_{nr}\beta_r(t) \frac{t^\delta(1-t)^\delta}{\sqrt{n}} \left(-b + O_p(c_n^{\delta-1}n^{-1/2})\kappa_n^M(t) \right) \end{aligned}$$

and

$$\begin{aligned} L'_n(t, p_n^L(t)) &= \sum_{r=1}^k N_{nr}w_r(t)\beta_r(t) \frac{-bt^\delta(1-t)^\delta}{\sqrt{n}} + \rho_n^L(t, p_n^L(t)) \\ &= \sum_{r=1}^k N_{nr}w_r(t)\beta_r(t) \frac{t^\delta(1-t)^\delta}{\sqrt{n}} \left(-b + O_p(c_n^{\delta-1}n^{-1/2})\kappa_n^L(t) \right) \end{aligned}$$

for some random functions $\kappa_n^M, \kappa_n^L : [c_n, 1 - c_n] \rightarrow [-1, 1]$. These considerations show that (9) and (10) are satisfied with $[c_n, 1 - c_n]$ in place of $(0, 1)$.

It remains to verify (9) and (10) with $(0, c_n]$ in place of $(0, 1)$; the interval $[1 - c_n, 1)$ may be treated analogously. Note first that for $2 \leq r \leq k$,

$$B_r(t) \leq B_2(t) \leq k(k-1)t^2/2 \quad \text{and} \quad \beta_r(t) \leq k2^{k-1}t,$$

so

$$|B_r(p) - B_r(t)| = \left| \int_t^p \beta_r(u) du \right| \leq O(\max(p, t))(p - t).$$

Futhermore, since $B_1(t) = 1 - (1 - t)^k$,

$$B_1(p) - B_1(t) = k(p - t) + O(\max(t, p))(p - t).$$

Hence for $t \in (0, c_n]$ and $p \in (0, 2c_n]$,

$$\begin{aligned} n\widehat{B}_n(t) - \sum_{r=1}^k N_{nr}B_r(p) \\ &= \sum_{r=1}^k \sqrt{N_{nr}}\mathbb{V}_{nr}(B_r(t)) - \sum_{r=1}^k N_{nr}(B_r(p) - B_r(t)) \\ &= -N_{n1}k(p - t) + \rho_n^M(t, p) \end{aligned}$$

and

$$\begin{aligned} L'_n(t, p) &= \sum_{r=1}^k \sqrt{N_{nr}w_r(p)}\mathbb{V}_{nr}(B_r(t)) - \sum_{r=1}^k N_{nr}w_r(p)(B_r(p) - B_r(t)) \\ &= -N_{n1}w_1(p)k(p - t) + \rho_n^L(t, p), \end{aligned}$$

where

$$\begin{aligned} |\rho_n^M(t, p)| &\leq o_p(\sqrt{n})t^\delta + O(nc_n)(p - t), \\ |\rho_n^L(t, p)| &\leq o_p(\sqrt{n})p^{-1}t^\delta + O(nc_n)p^{-1}(p - t). \end{aligned}$$

Note also that

$$\sup_{t \in (0, c_n]} \left| \frac{\sqrt{n}(p_n^Z(t) - t)}{t^\delta(1 - t)^\delta} - b \right| \rightarrow_p 0.$$

In particular, $\sup_{t \in (0, c_n]} p_n^Z(t) = c_n + o_p(n^{-1/2}c_n^\delta) = c_n(1 + o_p(1))$, and in case of $b > 0$,

$\mathbb{P}(p_n^Z(t) > 0 \text{ for } 0 < t \leq c_n) \rightarrow 1$.

In case of $b > 0$, these considerations show that for $0 < t \leq c_n$,

$$\begin{aligned} n\widehat{B}_n(t) - \sum_{r=1}^k N_{nr}B_r(p_n^M(t)) \\ &= -N_{n1}k(p_n^M(t) - t) + \rho_n^M(t, p_n^M(t)) \\ &\leq \frac{N_{n1}kt^\delta(1 - t)^\delta}{\sqrt{n}}(-b + o_p(1)) + o_p(\sqrt{n})t^\delta + O(\sqrt{nc_n})t^\delta \\ &\leq \frac{N_{n1}kt^\delta(1 - t)^\delta}{\sqrt{n}}(-b + o_p(1)) \end{aligned}$$

and

$$\begin{aligned}
L'_n(t, p_n^L(t)) &= -N_{n1}w_1(p)k(p_n^L(t) - t) + \rho_n^L(t, p_n^Z(t)) \\
&\leq \frac{N_{n1}w_1(p)kt^\delta(1-t)^\delta}{\sqrt{n}}(-b + o_p(1)) + o_p(\sqrt{n})p^{-1}t^\delta + O(\sqrt{n}c_n)p^{-1}t^\delta \\
&\leq \frac{N_{n1}w_1(p)kt^\delta(1-t)^\delta}{\sqrt{n}}(-b + o_p(1)).
\end{aligned}$$

Analogously, in case of $b < 0$, for any $t \in (0, c_n]$ we obtain the inequalities

$$\begin{aligned}
n\widehat{B}_n(t) - \sum_{r=1}^k N_{nr}B_r(p_n^M(t)) &\geq \begin{cases} \frac{N_{n1}kt^\delta(1-t)^\delta}{\sqrt{n}}(-b + o_p(1)) & \text{if } p_n^M(t) > 0, \\ 0 & \text{if } p_n^M(t) \leq 0, \end{cases} \\
L'_n(t, p_n^L(t)) &\geq \begin{cases} \frac{N_{n1}w_1(p)kt^\delta(1-t)^\delta}{\sqrt{n}}(-b + o_p(1)) & \text{if } p_n^L(t) > 0, \\ \infty & \text{if } p_n^L(t) \leq 0. \end{cases}
\end{aligned}$$

Hence (9) and (10) are satisfied with $(0, c_n]$ in place of $(0, 1)$. \square

Proof of Theorem 2. For symmetry reasons it suffices to prove the first part about the left tails. Let $(c_n)_n$ be a sequence of numbers in $(0, 1/2]$ converging to zero. Then for $t \in (0, c_n]$ and $\delta := \kappa/2 \in (0, 1/2)$,

$$\left| \sqrt{n}(\widehat{B}_n^S(t) - t) - \mathbb{V}_n^{(\ell)}(t) \right| = \left| \sum_{r=2}^k \frac{\mathbb{V}_{nr}(B_r(t))}{k\sqrt{N_{nr}/n}} \right| \leq t^{2\delta}o_p(1) = t^\kappa o_p(1).$$

Concerning \widehat{B}_n^M and \widehat{B}_n^L , for any $t \in (0, c_n]$ and $p \in (0, 1)$,

$$\begin{aligned}
n\widehat{B}_n(t) - \sum_{r=1}^k N_{nr}B_r(p) &= \sum_{r=1}^k \sqrt{N_{nr}}\mathbb{V}_{nr}(B_r(t)) - \sum_{r=1}^k N_{nr}(B_r(p) - B_r(t)) \\
&= \sqrt{N_{n1}}\mathbb{V}_{n1}(B_1(t)) - N_{n1}k(p - t) + \rho_n^M(t, p) \\
&= N_{n1}k\left(\frac{\mathbb{V}_{n1}(B_1(t))}{k\sqrt{N_{n1}}} - (p - t)\right) + \rho_n^M(t, p)
\end{aligned}$$

and

$$\begin{aligned}
L'_n(t, p) &= \sum_{r=1}^k \sqrt{N_{nr}}w_r(p)\mathbb{V}_{nr}(B_r(t)) - \sum_{r=1}^k N_{nr}w_r(p)(B_r(p) - B_r(t)) \\
&= \sqrt{N_{n1}}w_1(p)\mathbb{V}_{n1}(B_1(t)) - N_{n1}w_1(p)k(p - t) + \rho_n^L(t, p) \\
&= N_{n1}kw_1(p)\left(\frac{\mathbb{V}_{n1}(B_1(t))}{k\sqrt{N_{n1}}} - (p - t)\right) + \rho_n^L(t, p),
\end{aligned}$$

where

$$\begin{aligned} |\rho_n^M(t, p)| &\leq o_p(\sqrt{n})t^{2\delta} + O(n) \max(t, p)(p - t), \\ |\rho_n^L(t, p)| &\leq o_p(\sqrt{n})p^{-1}t^{2\delta} + O(n)p^{-1} \max(t, p)(p - t). \end{aligned}$$

Now we proceed similarly as in the proof of Theorem 1, defining

$$p_n(t) := t + \frac{\mathbb{V}_n^{(\ell)}(t) + bt^\kappa}{\sqrt{n}}$$

for some fixed $b \neq 0$. Note that for $t \in (0, c_n]$,

$$|p_n(t) - t| \leq o_p(n^{-1/2})t^\delta + O(n^{-1/2})t^\kappa = o_p(n^{-1/2})t^\delta,$$

because $\kappa > \delta$. Note also that

$$t + \frac{\mathbb{V}_n^{(\ell)}(t)}{\sqrt{n}} = t + \frac{\mathbb{V}_{n1}(B_1(t))}{k\sqrt{N_{n1}}} = t - \frac{1 - (1 - t)^k}{k} + \frac{\widehat{B}_{n1}(t)}{k} > 0 \quad \text{on } (0, 1),$$

because $\widehat{B}_{n1} \geq 0$ and $t \mapsto t - (1 - (1 - t)^k)/k$ is strictly convex on $[0, 1]$ with derivative 0 at 0. Thus $p_n(t) > 0$ for all $t \in (0, c_n]$ in case of $b > 0$.

In case of $b > 0$ we may conclude that

$$\begin{aligned} n\widehat{B}_n(t) - \sum_{r=1}^k N_{nr}B_r(p_n(t)) &= N_{n1}k \frac{-bt^\kappa}{\sqrt{n}} + \rho_n^M(t, p_n(t)) \\ &\leq \frac{N_{n1}k}{\sqrt{n}} (-bt^\kappa + o_p(1)t^{2\delta} + O(1)(t + o_p(n^{-1/2})t^\delta)t^\delta) \\ &\leq \frac{N_{n1}kt^\kappa}{\sqrt{n}} (-b + o_p(1)), \end{aligned}$$

and

$$L'_n(t, p_n(t)) \leq \frac{N_{n1}kw_1(p)t^\kappa}{\sqrt{n}} (-b + o_p(1)).$$

Hence for any fixed $b > 0$,

$$\mathbb{P}(\sqrt{n}(\widehat{B}_n^Z(t) - t) \leq \mathbb{V}_n^{(\ell)}(t) + bt^\kappa \text{ for } t \in (0, c_n]) \rightarrow 0.$$

Similarly we can show that for any fixed $b < 0$, with asymptotic probability one, $\sqrt{n}(\widehat{B}_n^Z(t) - t) \leq \mathbb{V}_n^{(\ell)}(t) + bt^\kappa$ for all $t \in (0, c_n]$. \square

Proof of Theorem 3. It follows from Proposition 5 that

$$\sup_{1 \leq r \leq k, u \in [0,1]} |\mathbb{V}_{nr}(u)| = O_p(1)$$

as $n \rightarrow \infty$. Together with (6) this entails that $\sup_{t \in [0,1]} |\mathbb{V}_n^Z(t) - \tilde{\mathbb{V}}_n^Z(t)| \rightarrow_p 0$ as $n \rightarrow \infty$, where $\tilde{\mathbb{V}}_n^Z := \sum_{r=1}^k \gamma_r^Z \mathbb{V}_{nr} \circ B_r$. But $\gamma_r^Z \equiv 0$ whenever $\pi_r = 0$. In case of $\pi_r > 0$ it follows from Proposition 5 that \mathbb{V}_{nr} converges in distribution to \mathbb{V}_r as $n \rightarrow \infty$. Consequently $\tilde{\mathbb{V}}_n^Z$ converges in distribution to $\mathbb{V}^Z = \sum_{r=1}^k \gamma_r^Z \mathbb{V}_r \circ B_r$. \square

Proof of Theorem 4. The asserted inequalities follow from Jensen's inequality. On the one hand, it follows from $w_r = \beta_r / (B_r(1 - B_r))$ and $\sum_{r=1}^k \beta_r \equiv k$ that

$$\begin{aligned} K^S(t, t) &= \frac{1}{k} \sum_{r=1}^k \frac{\beta_r(t)}{k} \cdot (\pi_r w_r(t))^{-1} \\ &\geq \frac{1}{k} \left(\sum_{r=1}^k \frac{\beta_r(t)}{k} \cdot \pi_r w_r(t) \right)^{-1} \\ &= \left(\sum_{r=1}^k \pi_r \beta_r(t) w_r(t) \right)^{-1} = K^L(t, t). \end{aligned}$$

Equality holds if, and only if,

$$\pi_1 w_1(t) = \pi_2 w_2(t) = \cdots = \pi_k w_k(t).$$

But

$$w_1(t) = \frac{k}{(1-t)(1-(1-t)^k)} \quad \text{and} \quad w_k(t) = \frac{k}{t(1-t^k)},$$

so

$$\frac{w_k(t)}{w_1(t)} = \frac{(1-t)(1-(1-t)^k)}{t(1-t^k)} = \frac{\sum_{j=0}^{k-1} (1-t)^j}{\sum_{j=0}^{k-1} t^j}$$

is strictly decreasing in t . Hence there is at most one solution of the equation $\pi_1 w_1(t) = \pi_k w_k(t)$.

Similarly, with $a_r(t) := \pi_r \beta_r(t) / \sum_{s=1}^k \pi_s \beta_s(t)$,

$$\begin{aligned}
K^M(t, t) &= \sum_{r=1}^k \pi_r \beta_r(t) \cdot w_r(t)^{-1} / \left(\sum_{s=1}^k \pi_s \beta_s(t) \right)^2 \\
&= \sum_{r=1}^k a_r(t) \cdot w_r(t)^{-1} / \sum_{s=1}^k \pi_s \beta_s(t) \\
&\geq \left(\sum_{r=1}^k a_r(t) w_r(t) \right)^{-1} / \sum_{s=1}^k \pi_s \beta_s(t) \\
&= \left(\sum_{r=1}^k \pi_r \beta_r(t) w_r(t) \right)^{-1} = K^L(t, t).
\end{aligned}$$

Here the inequality is strict unless

$$w_1(t) = w_2(t) = \dots = w_k(t).$$

But $w_1(t) = w_k(t)$ implies that $t = 1/2$. Moreover, $w_1(1/2) = 2k/(1 - 2^{-k})$ and

$$w_{k-1}(1/2) = \frac{2k(k-1)}{(k+1)(1 - (k+1)2^{-k})}$$

are identical if, and only if, $k^2 + k + 2 = 2^{k+1}$. But $2^{k+1} = 2 \sum_{j=0}^k \binom{k}{j}$ is strictly larger than $2(1 + k + k(k-1)/2) = k^2 + k + 2$ if $k \geq 3$.

As to the ratios $E^Z(t) := K^Z(t, t)/K^L(t, t)$, note first that

$$\begin{aligned}
E^S(t) &= \sum_{r=1}^k \frac{B_r(t)(1 - B_r(t))}{k^2 \pi_r} \sum_{s=1}^k \pi_s \beta_s(t) w_s(t) \\
&\geq \min_{r,s=1,\dots,k} \frac{B_r(t)(1 - B_r(t)) \beta_s(t) w_s(t)}{k^2} / \min_{r=1,\dots,k} \pi_r \\
&\rightarrow \infty \quad \text{as} \quad \min_{r=1,\dots,k} \pi_r \downarrow 0.
\end{aligned}$$

On the other hand, with $a_r(t)$ as above,

$$E^M(t) = \sum_{r=1}^k a_r(t) w_r(t)^{-1} \sum_{s=1}^k a_s(t) w_s(t) = \mathbb{E}(W) \mathbb{E}(W^{-1})$$

with a random variable W with distribution $\sum_{r=1}^k a_r(t) \delta_{w_r(t)}$. But with $\ell(t) := \min_r w_r(t)$ and $u(t) := \max_r w_r(t)$, convexity of $w \mapsto w^{-1}$ on $[\ell(t), u(t)]$ implies that

$$W^{-1} \leq \frac{W - \ell(t)}{u(t) - \ell(t)} u(t)^{-1} + \frac{u(t) - W}{u(t) - \ell(t)} \ell(t)^{-1},$$

so

$$\begin{aligned}
\mathbb{E}(W) \mathbb{E}(W^{-1}) &\leq \mathbb{E}(W) \left(\frac{\mathbb{E}(W) - \ell(t)}{u(t) - \ell(t)} u(t)^{-1} + \frac{u(t) - \mathbb{E}(W)}{u(t) - \ell(t)} \ell(t)^{-1} \right) \\
&= \frac{\mathbb{E}(W)(\ell(t) + u(t) - \mathbb{E}(W))}{\ell(t)u(t)} \\
&\leq \frac{(\ell(t) + u(t))^2}{4\ell(t)u(t)} = \frac{\rho(t) + \rho(t)^{-1} + 2}{4}.
\end{aligned}$$

This upper bound for $E^M(t)$ is attained (approximately), if W is uniformly distributed on $\{\ell(t), u(t)\}$ (approximately). Hence we should choose $(\pi_r)_{r=1}^k$ as follows: Let $r(1), r(2)$ be two different numbers in $\{1, \dots, k\}$ such that $w_{r(1)}(t) = \ell(t)$ and $w_{r(2)}(t) = u(t)$.

Then let

$$\pi_r \approx \begin{cases} \beta_r(t)^{-1} / (\beta_{r(1)}^{-1} + \beta_{r(2)}^{-1}) & \text{for } r \in \{r(1), r(2)\}, \\ 0 & \text{for } r \notin \{r(1), r(2)\}. \end{cases}$$

□

6 Concluding remarks

The methods in Sections 4 and 2 may be extended easily to a more general setting with independent observations (X_i, R_i, k_i) , $1 \leq i \leq n$, where $k_i \geq 1$ is a fixed integer, $R_i \in \{1, 2, \dots, k_i\}$ is a fixed or random rank, and

$$\mathbb{P}(X_i \leq x \mid R_i = r) = B_{r, k_i+1-r}(F(x)).$$

Here $B_{r,s}$ denotes the distribution function of the beta distribution with parameters r and s .

Another possible extension involves imprecise ranking as considered by MacEachern et al. (2004). Suppose that R_i is a probability distribution on $\{1, 2, \dots, k\}$ rather than a single number, and that the conditional distribution function of X_i , given R_i , equals

$$\mathbb{P}(X_i \leq x \mid R_i) = \sum_{r=1}^k R_i(\{r\}) B_r(F(x)).$$

Then the equation for $\hat{F}_n^M(x)$ may be rewritten as

$$n\hat{F}_n(x) = \sum_{i=1}^n \sum_{r=1}^k R_i(\{r\}) B_r(\hat{F}_n^M(x)),$$

and the distribution function $G_{N_{n,p}}(y)$ should be replaced with the distribution function $G_{R_{n,p}}$ of $\sum_{i=1}^n Z_{i,p}$, where $Z_{1,p}, Z_{2,p}, \dots, Z_{n,p}$ are independent with

$$\mathbb{P}(Z_{i,p} = 1) = 1 - \mathbb{P}(Z_{i,p} = 0) = \sum_{r=1}^k R_i(\{r\})B_r(p).$$

References

- [1] CLOPPER, C.J. and E.S. PEARSON (1934). The use of confidence or fiducial limits illustrated in the case of the binomial. *Biometrika* **26**(4), 404-413.
- [2] FREY, J. and OZTURK, O. (2011). Constrained estimation using judgement post-stratification. *Ann. Inst. Statist. Math.* **63**, 769-789.
- [3] HUANG, J. (1997). Properties of the Npmle of a distribution function based on ranked set samples. *Ann. Statist.* **25**(3), 1036-1049.
- [4] KVAM, P.H. and SAMANIEGO, F.J. (1994). Nonparametric maximum likelihood estimation based on ranked set samples. *J. Amer. Statist. Assoc.* **89**(426), 526-537.
- [5] MACEACHERN, S.N., STASNY, E.A. and WOLFE, D.A. (2004). Judgement post-stratification with imprecise rankings. *Biometrics* **60**, 207-215.
- [6] MCINTYRE, G.A. (1952). A method of unbiased selective sampling, using ranked sets. *Australian J. Agricultural Res.* **3**, 385-390.
- [7] SHORACK, G.R. and WELLNER, J.A. (1986). *Empirical Processes with Applications to Statistics*. Wiley, New York.
- [8] STOKES, S.L. and SAGER, T.W. (1988). Characterization of a ranked-set sample with application to estimating distribution functions. *J. Amer. Statist. Assoc.* **83**(402), 374-381.
- [9] TERPSTRA, J.T. and MILLER, Z.A. (2006). Exact inference for a population proportion based on a ranked set sample. *Comm. Statist. Sim. Comp.* **35**(1), 19-26.

- [10] WANG, X., WANG, K. and LIM, J. (2012). Isotonized CDF estimation from judgment poststratification data with empty strata. *Biometrics* **68**(1), 194-202.
- [11] WOLFE, D.A. (2012). Ranked set sampling: Its relevance and impact on statistical inference. *ISRN Probab. Statist.* **2012**, article ID 568385.