

# N<sub>2</sub>-associated surface warming on early Mars

P. von Paris<sup>a,\*</sup>, J.L. Grenfell<sup>b</sup>, H. Rauer<sup>a,b</sup>, J.W. Stock<sup>a</sup>

<sup>a</sup>Institut für Planetenforschung, Deutsches Zentrum für Luft- und Raumfahrt (DLR), Rutherfordstr. 2, 12489 Berlin, Germany

<sup>b</sup>Zentrum für Astronomie und Astrophysik (ZAA), Technische Universität Berlin, Hardenbergstr. 36, 10623 Berlin, Germany

## Abstract

Early Mars may have had a warmer and denser atmosphere allowing for the presence of liquid water on the surface. However, climate model studies have not been able to reproduce these conditions even with a CO<sub>2</sub> atmosphere of several bars. Recent 3D simulations of the early Mars climate show that mean surface temperatures only slightly below 273 K could be reached locally.

We want to investigate the effect of increased partial pressures of N<sub>2</sub> on early Mars' surface temperature by including pressure broadening of absorption lines and collision-induced N<sub>2</sub>-N<sub>2</sub> absorption.

A 1D radiative-convective cloud-free atmospheric model was used to calculate temperature profiles and surface conditions. We performed a parameter study varying the N<sub>2</sub> partial pressures from 0 to 0.5 bar at CO<sub>2</sub> partial pressures between 0.02 bar and 3 bar. These values are consistent with existing estimates of the initial, pre-Noachian reservoir for both species. Solar insolation was set to be consistent with the late Noachian, i.e. around 3.8 billion years ago.

Our 1D global mean simulations clearly show that enhanced N<sub>2</sub> content in the Martian atmosphere could have increased surface temperatures. An additional greenhouse warming of up to 13 K was found at a high N<sub>2</sub> partial pressure of 0.5 bar. Still, even at this N<sub>2</sub> partial pressure, global mean surface temperatures remained below 273 K, i.e. the freezing point of water. However, given the magnitude of the N<sub>2</sub>-induced surface warming and the results of recent 3D studies which show that local mean surface temperatures are not much lower than 273 K, our results imply that the presence of atmospheric N<sub>2</sub> could have led to almost continuously habitable mean surface conditions in some regions. In addition, atmospheric water column amounts increased by up to a factor of 6 in response to the surface warming, indicating that precipitation might also increase upon increasing N<sub>2</sub> partial pressure.

## Keywords:

early Mars: climate, atmospheric modeling, nitrogen, habitability

## 1. Introduction

There is compelling evidence that the early Martian atmosphere may have been much denser than today. For example, isotope ratio measurements and modelling (e.g., McElroy and Yung 1976, Jakosky et al. 1994) and inferred impact rates from crater counting (Brain and Jakosky 1998) suggest intense atmospheric loss during the late Noachian era (see, e.g., review by Jakosky and Phillips 2001). Outgassing through extensive volcanism might have produced a relatively dense CO<sub>2</sub> atmosphere of the order of 0.1–1 bar (e.g., Phillips et al. 2001). Additional hints for a denser early atmosphere come from the existence of jarosite on the surface (Clark et al. 2005) or from extrapolated magma ejection trajectories (Manga et al. 2012). Together with mineralogical (e.g., Poulet et al. 2005) and topographical (e.g., Perron et al. 2007 or Ansan and Mangold 2006) evidence for liquid water on the surface, these observations indicate a probably warmer, wetter climate on early Mars before 3.8 Gyr ago.

Climate model studies of early Mars have encountered important problems in reproducing these warm and wet conditions

with pure CO<sub>2</sub>-H<sub>2</sub>O atmospheres (e.g., Kasting 1991). The potential warming effect of CO<sub>2</sub> clouds has been investigated by a number of authors (e.g., Forget and Pierrehumbert 1997, Mischna et al. 2000, Colaprete and Toon 2003). The conclusion of these studies was that in order to raise the global mean surface temperature above 273 K, a fractional cloud cover of almost 100 % with an associated optical depth of the order of 10 would be needed. These conditions are rather unrealistic, suggesting that the surface of early Mars would remain at temperatures below 260 K. A recent 3D modelling study of early Mars' climate by Wordsworth et al. (2013) suggests that even for global mean surface temperatures of the order of 250 K or lower, locally transient liquid water, albeit in rather small amounts, may be possible. The same study by Wordsworth et al. (2013) also showed that, for a 1 bar CO<sub>2</sub> atmosphere, annual mean surface temperatures of the order of ~260 K are possible in some regions.

An alternative to simple CO<sub>2</sub>-H<sub>2</sub>O atmospheres was presented by, e.g., Postawko and Kuhn (1986), Yung et al. (1997) or Halevy et al. (2007). They suggested that SO<sub>2</sub> concentrations of the order of 10<sup>-5</sup> would be sufficient to keep the surface temperature above 273 K. Simulations presented by Johnson et al. (2008), using a 3D climate model, confirmed these conclusions

\*Corresponding author: email philip.vonparis@dlr.de, tel. +49 (0)30 67055 7939

and implied that  $\text{SO}_2$  could act as an efficient greenhouse gas. However, recently, Tian et al. (2010) suggested that such high amounts of  $\text{SO}_2$  in the atmosphere would lead to aerosol formation and subsequent surface cooling.

In the present Martian atmosphere,  $\text{N}_2$  is the second most abundant constituent. The current  $\text{N}_2$  partial pressure is about  $2 \cdot 10^{-4}$  bar. Estimates of the total  $\text{N}_2$  inventory of Mars range from a few mbars to roughly 0.3 bar (McKay and Stoker 1989). Assuming a simple scaling to the atmospheric  $\text{N}_2$  on Venus results in a total  $\text{N}_2$  inventory of 0.5-0.6 bar for Mars. Two possibilities have been discussed to explain the fate of the initial inventory of probably several tens or hundreds of mbars. The first involves atmospheric escape. Thermal and non-thermal processes (such as ion pick-up, sputtering etc.) could have eroded around 90 % of the initial inventory. By combining all such processes, Jakosky and Phillips (2001) suggest that more than 99 % of volatiles were lost. Statistical events, such as large impacts, could also have significantly eroded the atmosphere. The second possibility to explain the lack of atmospheric  $\text{N}_2$  on present Mars, apart from atmospheric escape, is incorporation into the crust in the form of, e.g., nitrates. It has been argued that several tens of mbar of  $\text{N}_2$  could have been fixed as nitrates by, e.g., UV radiation or lightning (e.g., Mancinelli and Banin 2003, Segura and Navarro-González 2005) and thus be removed from the atmosphere to the (sub-)surface. The detection of such nitrate deposits, if they exist, from orbit is however rather difficult, as has been shown by a Mars-analogue study in the Atacama desert (Sutter et al. 2007). Since this study showed that nitrate concentrations increase steeply with depth, in-situ drilling missions are probably needed to assess Martian nitrate deposits. Combining nitrate data with escape signatures from isotopes could then be used to estimate more precisely the actual amount of atmospheric  $\text{N}_2$  in the Noachian period.

To date, Martian  $\text{N}_2$  has been mostly of interest in view of a potential biosphere and the possibility of fixing nitrogen in biologically relevant forms (e.g., Boxe et al. 2012). By contrast, the atmospheric implications of high  $\text{N}_2$  partial pressures on the climate of early Mars have not been investigated so far. It has been shown for (early) Earth (e.g., Goldblatt et al. 2009, Li et al. 2009) and the exoplanet candidate GL 581 d (von Paris et al. 2010) that increasing  $\text{N}_2$  partial pressures at fixed  $\text{CO}_2$  partial pressure greatly increases the greenhouse effect, hence surface temperatures. Therefore, in this work, we investigate the influence of increasing  $\text{N}_2$  partial pressures on the surface temperature of early Mars. We want to assess to what extent an enhanced  $\text{N}_2$  content could contribute to warmer surface temperatures.

Section 2 briefly describes the model and the simulations performed. In Sect. 3, the results are presented and discussed. Section 4 presents the conclusions.

## 2. Methods

### 2.1. Atmospheric model

We used a one-dimensional radiative-convective model as described in von Paris et al. (2008, 2010). The model calculates globally, diurnally averaged atmospheric temperature and

water profiles for cloud-free conditions. In its original form, the model was introduced by Kasting et al. (1984a,b). Model updates and improvements to radiative transfer and the treatment of convection are described in, e.g., Kasting (1991), or Mischna et al. (2000). More details on model equations and assumptions are given in von Paris et al. (2008, 2010).

Model atmospheres are assumed to be composed of  $\text{CO}_2$ ,  $\text{N}_2$  and  $\text{H}_2\text{O}$  only, and divided into 52 model layers. These layers are spaced approximately equidistantly in log (pressure), ranging from the surface to the fixed model lid at  $6.6 \times 10^{-5}$  bar. The model calculates the radiative temperature profile by solving the radiative transfer equation and imposing radiative equilibrium. The radiative fluxes are calculated on two separate spectral ranges, one for the stellar radiation (heating rates, mostly in the UV, visible and near-IR) and one for the atmospheric and planetary surface emission (cooling rates, mostly thermal IR). If the calculated radiative temperature gradient is steeper than the adiabatic lapse rate, the temperature profile is adjusted to the wet adiabatic lapse rate. This wet adiabatic lapse rate incorporates either  $\text{CO}_2$  or  $\text{H}_2\text{O}$  as condensing species (see, e.g., Kasting 1988, Kasting 1991 or Kasting et al. 1993 for a detailed description of convection in the model).

The water profile in the model is calculated based on a relative humidity (RH) distribution and the water vapor saturation pressure. The RH profile is an input to the model (see Sect. 2.2 for details), whereas the water vapor saturation pressure is calculated according to local temperature. Above the cold trap, the water profile is set to an isoprofile taken from the cold trap value.

The pressure broadening of  $\text{CO}_2$  lines is accounted for semi-empirically by introducing a  $\text{CO}_2$  foreign continuum (see von Paris et al. 2008, 2010). We follow the approach of Clough et al. (1989) in the approximation of line shape and absorption coefficient  $k_{\text{cont}}$  (in  $\text{cm}^2$ ):

$$k_{\text{cont}}(\nu, T) = \nu \tanh\left(\frac{h\nu c}{2k_B T}\right) \cdot C_{\text{foreign}}(\nu) \frac{\rho_f}{\rho_0} \quad (1)$$

where  $\nu$  is frequency,  $T$  temperature,  $h$ ,  $c$ ,  $k_B$  Planck's constant, speed of light and Boltzmann's constant, respectively,  $C_{\text{foreign}}$  the continuum (values taken from Schreier and Schimpf 2001 and Schreier and Böttger 2003), and  $\rho_f$ ,  $\rho_0$  are the density of the broadening gas and a reference density, respectively. The use of Eq. 1 is consistent with high-resolution radiative transfer codes as developed by, e.g., Clough et al. (1981) or Clough et al. (1986). For the frequency- and temperature-dependant terms in Eq. 1,  $k$  distributions on a fixed temperature grid are calculated (see von Paris et al. 2008).

We also introduced  $\text{N}_2$ - $\text{N}_2$  collision-induced absorption (CIA) in the IR radiative transfer part of the model. The  $\text{N}_2$ - $\text{N}_2$  CIA shows two distinct bands, the fundamental band near  $4.3 \mu\text{m}$  and the rotational band in the far infrared ( $\lambda > 20 \mu\text{m}$ ). For nitrogen-rich atmospheres, this could become a very important contribution to the overall IR opacity, hence the greenhouse effect (e.g. on Titan, Lavvas et al. 2008, McKay et al. 1989). For the fundamental band, fits to measurements reported by Lafferty et al. (1996) were used, whereas for the rotational band, absorption coefficients have been taken from molecular

simulations by Borysow and Frommhold (1986). These standard approximations have been used for example by Buehler et al. (2006) to assess the accuracy of radiative transfer codes compared to measurements or by Rinsland et al. (2010) for retrieving telluric CO<sub>2</sub> profiles based on satellite data.

## 2.2. Model scenarios

All scenarios assumed a solar luminosity  $S$  of 0.75 times the present value, representing the approximate value 3.8 Gyr ago (Gough 1981).

The model surface albedo was set to  $A_S=0.21$ , which is close to the surface albedo of present Mars (e.g., Kieffer et al. 1977) and allows the model to calculate surface temperatures of the order of 217 K when assuming present-day conditions (solar insolation, surface pressure).

The RH profile in the troposphere was set to unity in the absence of information on its vertical distribution. This approach of assuming a constant relative humidity is consistent with other studies (e.g., Mischna et al. 2000; Kasting 1991 assuming RH=1 and Colaprete and Toon 2003 assuming RH=0.5). An RH value of unity provides an upper limit for the surface temperature since the water vapor content of the atmosphere is most likely being over-estimated.

We varied the partial pressures of CO<sub>2</sub> from 0.02-3 bar and N<sub>2</sub> from 0-0.5 bar. The values chosen for the partial pressures are consistent with reported estimates of the initial Mars volatile inventory (e.g., McKay and Stoker 1989) and modeled volcanic outgassing throughout the Noachian (e.g., Grott et al. 2011).

## 3. Results and Discussion

### 3.1. Surface temperatures

Fig. 1 shows the calculated surface temperatures as a function of  $p_{\text{CO}_2}$ , for the  $p_{\text{N}_2}=0$  case. For  $p_{\text{CO}_2}<2$  bar, surface temperatures increase with increasing  $p_{\text{CO}_2}$ . This is related to the enhanced greenhouse effect. However, for  $p_{\text{CO}_2}>2$  bar, surface temperatures begin to decrease with increasing  $p_{\text{CO}_2}$ . This is due to enhanced Rayleigh backscattering of solar radiation, which favors surface cooling (the planetary albedo increases from about 0.2 to 0.45, when  $p_{\text{CO}_2}$  increases from 0.02 bar to 3 bar). Hence, the increase in greenhouse warming is compensated by the cooling via increase in Rayleigh scattering, and surface temperatures decrease upon further increasing  $p_{\text{CO}_2}$ .

Also plotted in Fig. 1 are annual mean surface temperatures from 3D simulations of early Mars presented by Wordsworth et al. (2013). Surface temperatures agree rather well over the considered range of CO<sub>2</sub> partial pressures. Note, however, that we use an approximation of the CO<sub>2</sub>-CO<sub>2</sub> CIA from Kasting et al. (1984b), whereas Wordsworth et al. (2013) use a more recent parameterization from Wordsworth et al. (2010). It was demonstrated by that study that this new parameterization might lead to a cooler surface due to less CO<sub>2</sub> opacity. Furthermore, our model is a cloud-free code, whereas Wordsworth et al. (2013) include CO<sub>2</sub> clouds. In their study, these lead to an increase in surface temperature. Fig. 1 suggests that these two effects approximately cancel.

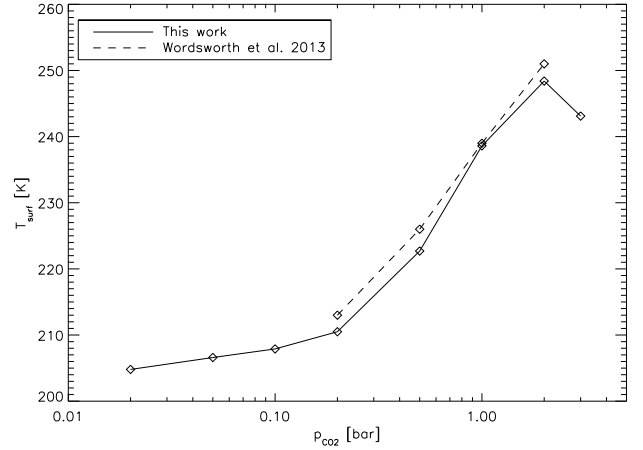


Figure 1: Comparison of calculated surface temperatures (at  $p_{\text{N}_2}=0$ ) with annual mean temperatures from Wordsworth et al. (2013) (their Fig. 2, blue points).

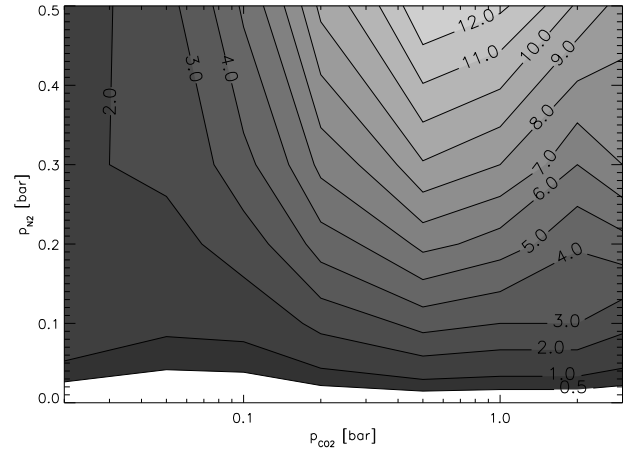


Figure 2: Surface warming in K with respect to  $p_{\text{N}_2}=0$  bar scenarios.

Fig. 2 shows the surface warming as a function of  $p_{\text{N}_2}$  and  $p_{\text{CO}_2}$  with respect to the respective  $p_{\text{N}_2}=0$  scenario. It is clearly seen that all scenarios are warmer than the  $p_{\text{N}_2}=0$  case.

The increase of  $p_{\text{N}_2}$  has a significant effect on surface temperatures for CO<sub>2</sub> partial pressures of 0.1 bar and higher, being most pronounced at CO<sub>2</sub> pressures of the order of hundreds of mbar. The maximum effect upon increasing  $p_{\text{N}_2}$  to 0.5 bar is nearly 10 K (at  $p_{\text{CO}_2}=2$  bar) and 8.5 K (at  $p_{\text{CO}_2}=3$  bar). When increasing  $p_{\text{N}_2}$  to 0.3 bar (which constitutes the upper limit from estimates in McKay and Stoker 1989), the additional greenhouse effect already results in 6 and 7 K higher surface temperatures, respectively. At 0.5 bar of CO<sub>2</sub>, the effect on surface temperature of an increase in N<sub>2</sub> is even more substantial, namely 9 K at  $p_{\text{N}_2}=0.3$  bar and 13 K at  $p_{\text{N}_2}=0.5$  bar.

An increase of  $p_{\text{N}_2}$  leads to an increase of Rayleigh scattering of incoming solar radiation, hence an increase in planetary albedo and an associated negative radiative forcing. How-

ever, since  $\text{CO}_2$  is a much more efficient scatterer than  $\text{N}_2$  (e.g., Vardavas and Carver 1984), the radiative forcing due to Rayleigh scattering is rather weak at high  $p_{\text{CO}_2}$ . The maximum radiative forcing in the parameter range considered occurs at  $p_{\text{N}_2}=0.5$  bar and decreases from  $-7.4 \text{ Wm}^{-2}$  at  $p_{\text{CO}_2}=0.02$  bar to  $-1.1 \text{ Wm}^{-2}$  at  $p_{\text{CO}_2}=3$  bar. Due to higher surface temperatures upon increasing  $p_{\text{N}_2}$ , the  $\text{H}_2\text{O}$  content of the atmosphere increases (see below), which leads to increased near-IR absorption of solar radiation in the  $\text{H}_2\text{O}$  bands. This effect introduces a positive radiative forcing and partly compensates (by about 10-20%) the negative forcing due to Rayleigh scattering.

At the surface, the increasing  $p_{\text{N}_2}$  leads to a positive radiative forcing for thermal radiation, i.e. an increasing greenhouse effect. This radiative forcing is maximal at  $p_{\text{N}_2}=0.5$  bar and also decreases with increasing  $p_{\text{CO}_2}$ , as does the Rayleigh forcing. At  $p_{\text{CO}_2}=0.5$  bar, it amounts to  $11.6 \text{ Wm}^{-2}$ , whereas at  $p_{\text{CO}_2}=3$  bar it is only  $2 \text{ Wm}^{-2}$ . This behaviour is due to the fact that at  $\text{CO}_2$  partial pressures above roughly 1 bar, the near-surface atmospheric layers are already optically thick at all IR wavelengths, even without the presence of atmospheric  $\text{N}_2$ . Therefore, the surface warming shows a maximum at  $p_{\text{CO}_2}=0.5$ -1 bar. The  $\text{N}_2$ - $\text{N}_2$  CIA (see Sect. 2.1) contributed less than 1 K to the increase in surface temperature. Pressure broadening of absorption lines by  $\text{N}_2$  (e.g., Goldblatt et al. 2009, Li et al. 2009, von Paris et al. 2010) constitutes the far more important effect. Further sensitivity tests which varied the amount of  $\text{H}_2\text{O}$  and the strength of the  $\text{CO}_2$ - $\text{CO}_2$  CIA indicated that the warming effect of  $\text{N}_2$  is nearly independent of other model radiative transfer details.

Therefore, our calculations suggest that  $\text{N}_2$  could play an important role for warming early Mars by providing a significant additional greenhouse effect.

### 3.2. Implications for liquid surface water and habitability

Geological and morphological evidence regarding valley networks on Mars implies that during the Noachian, early Mars had a period of extensive fluvial activity (e.g., Poulet et al. 2005, Ansan and Mangold 2006, Fassett and Head 2011). Climate modeling studies have shown that liquid water could exist temporarily and locally on early Mars even at very low annual mean surface temperatures (e.g., Wordsworth et al. 2013). The annual amounts of liquid surface water, however, are of the order of  $0.1$ - $1 \text{ kg m}^{-2}$ , i.e. far less than needed to explain the observed fluvial features.

Fig. 3 shows the atmospheric  $\text{H}_2\text{O}$  column, as a function of  $p_{\text{CO}_2}$  for different  $p_{\text{N}_2}$ . For reference, we show also the value of the mean atmospheric  $\text{H}_2\text{O}$  column on modern Earth as a horizontal line. Note that on modern Earth (1990),  $p_{\text{CO}_2}=3.5 \cdot 10^{-4}$  bar. It is clearly seen that an increase of  $\text{N}_2$  partial pressure leads to considerably wetter atmospheres, as could be expected from Fig. 2. The increase of atmospheric  $\text{H}_2\text{O}$  reaches up to a factor of 4-5 (at 1, 2 and 3 bar of  $\text{CO}_2$ ) when increasing  $\text{N}_2$  to 0.5 bar, and around a factor of 6 at 0.2 bar of  $\text{CO}_2$ . Therefore, it seems likely that precipitation and annual surface liquid water could also increase by corresponding amounts. Note, however, that even the considerably increased  $\text{H}_2\text{O}$  columns at  $p_{\text{N}_2}=0.5$  bar only represent about  $10^{-3}$ - $10^{-1}$  of the terrestrial atmospheric

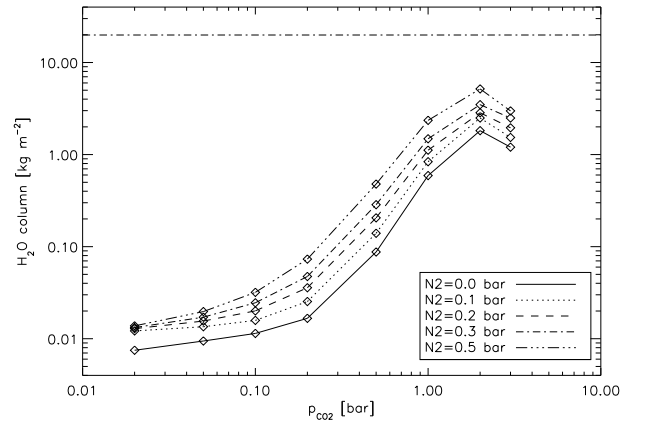


Figure 3: Atmospheric  $\text{H}_2\text{O}$  column as a function of  $\text{CO}_2$  and  $\text{N}_2$  partial pressures. Value of Earth mean column indicated by horizontal line.

$\text{H}_2\text{O}$  column. Nevertheless, this increase could help to resolve partly the apparent contradiction between observed early fluvial activity and climate modeling studies.

Also, the calculated increase in global mean surface temperature of up to 13 K for significant amounts of atmospheric  $\text{N}_2$  implies that locally, mean annual temperatures could be close to or higher than 273 K (see, e.g., temperature maps in Wordsworth et al. 2013). These surface temperatures would allow for liquid water, one of the key requisites for life on Earth. The presence of liquid water is also a fundamental part of virtually all habitability definitions (e.g., Kasting et al. 1993 for terrestrial planets, Mars Exploration Program Analysis Group 2005 for the Mars exploration context). Therefore, our results imply that early Mars could have been continuously habitable at least in some regions. Due to the (chaotic) evolution of both Martian eccentricity and obliquity (e.g., Laskar et al. 2004), the location of these continuously habitable regions might change on timescales of  $10^4$ - $10^5$  years (see, e.g., Wordsworth et al. 2013). Furthermore, it should be noted that with increasing surface pressure, the dependence of surface temperature on topography would most likely also increase (e.g., Wordsworth et al. 2013), hence complicating the explanation of the mostly high-altitude late Noachian valley networks.

### 3.3. Noachian atmospheric $\text{N}_2$ content

Our parameter study aimed at investigating the influence of atmospheric  $\text{N}_2$  on surface temperatures. Fig. 2 shows that significant amounts of  $\text{N}_2$  of the order of 0.3 bar are needed in the model to warm effectively the surface. Such amounts are towards the upper limit of Martian  $\text{N}_2$  estimates (McKay and Stoker 1989). Simulations of atmospheric escape suggest that most of the early protoatmosphere was probably lost very shortly after the formation of Mars (e.g., Tian et al. 2009, Lammer et al. 2013 and references therein). The subsequent re-formation of a secondary atmosphere containing significant amounts of  $\text{N}_2$  could be possible by, e.g., impact-related delivery (e.g., Manning et al.



2008, 2009, de Niem et al. 2012), since chondrite-type impactors contain relatively high amounts of nitrogen (e.g., Kerridge 1985, Hashizume and Sugiura 1995). Volcanic outgassing or nitrate decomposition has also been suggested to contribute to secondary  $N_2$  in the atmosphere (e.g., Owen et al. 1977, Wallis 1989, Pepin 1994, Jakosky et al. 1994).

Hence, upcoming investigations of the Martian surface and sub-surface (either from orbit or in-situ) should ideally include the search for potentially missing  $N_2$ . Future atmospheric escape or outgassing studies should also consider  $N_2$ . In doing so, the present-day Martian  $N_2$  reservoir could be constrained much better and it could be assessed whether  $N_2$  was present in high enough concentrations in the early Mars atmosphere to influence the Noachian climate.

#### 4. Conclusions

We have presented model calculations of the early Mars atmosphere with a 1D cloud-free atmospheric model. We varied  $N_2$  partial pressures as well as  $CO_2$ . To our knowledge, ours is the first study in which the radiative effects of  $N_2$  (pressure broadening and  $N_2$ - $N_2$  collision-induced absorption) were investigated in simulations of the early Martian climate.

Results suggest that increasing  $N_2$  partial pressures could lead to significant surface warming, without accounting for  $CO_2$  clouds or additional greenhouse gases. Surface temperatures increased by up to 13 K at high  $N_2$  partial pressures of 0.5 bar. Nevertheless, global mean surface temperatures still remain below 273 K. Given the results of previous 3D studies of  $CO_2$ - $H_2O$  atmospheres, however, our results suggest that local annual mean surface temperatures above the freezing point of water might be possible. The water column density increased by up to a factor of 6, indicating that precipitation might also significantly increase.

Detailed studies of the outgassing history, impact delivery and atmospheric escape of  $N_2$  are needed to assess whether high  $N_2$  partial pressures could be consistent with the late Noachian period.

A further investigation of the effect of increasing  $N_2$  upon the transient existence of liquid water on the surface and the formation of fluvial features with detailed 3D atmospheric models is warranted in the future.

#### Acknowledgements

This research has been supported by the Helmholtz Association through the research alliance "Planetary Evolution and Life". We thank A. Borysow for making freely available the Fortran programs to calculate the collision-induced absorption coefficients for  $N_2$ . We furthermore thank M. Mischna and an anonymous referee for valuable, constructive remarks on the manuscript.

#### References

V. Ansan and N. Mangold. New observations of Warrego Valles, Mars: Evidence for precipitation and surface runoff. *Planet. Space Science*, 54:219–242, March 2006. doi: 10.1016/j.pss.2005.12.009.

A. Borysow and L. Frommhold. Collision-induced rototranslational absorption spectra of  $N_2$ - $N_2$  pairs for temperatures from 50 to 300 K. *Astrophys. J.*, 311:1043–1057, December 1986. doi: 10.1086/164841.

C. S. Boxe, K. P. Hand, K. H. Nealson, Y. L. Yung, and A. Saiz-Lopez. An active nitrogen cycle on Mars sufficient to support a subsurface biosphere. *Int. J. Astrobiology*, 11:109–115, April 2012. doi: 10.1017/S1473550411000401.

D. A. Brain and B. M. Jakosky. Atmospheric loss since the onset of the Martian geologic record: Combined role of impact erosion and sputtering. *J. Geophys. Res.*, 103:22689–22694, September 1998. doi: 10.1029/98JE02074.

S. A. Buehler, A. von Engeln, E. Brocard, V. O. John, T. Kuhn, and P. Eriksson. Recent developments in the line-by-line modeling of outgoing long-wave radiation. *J. Quant. Spect. Rad. Trans.*, 98:446–457, April 2006. doi: 10.1016/j.jqsrt.2005.11.001.

B. C. Clark, R. V. Morris, S. M. McLennan, R. Gellert, B. Jolliff, A. H. Knoll, S. W. Squyres, T. K. Lowenstein, D. W. Ming, N. J. Tosca, A. Yen, P. R. Christensen, S. Gorevan, J. Brückner, W. Calvin, G. Dreibus, W. Farrand, G. Klingelhofer, H. Waenke, J. Zipfel, J. F. Bell, J. Grotzinger, H. Y. McSween, and R. Rieder. Chemistry and mineralogy of outcrops at Meridiani Planum. *Earth and Planetary Science Letters*, 240:73–94, November 2005. doi: 10.1016/j.epsl.2005.09.040.

S. Clough, F. Kneizys, L. Rothman, and W. Gallery. Atmospheric transmittance and radiance: FASCOD1B. In *SPIE Conference Series*, volume 277, pages 152–166, 1981.

S. Clough, F. Kneizys, E. Shettle, and G. Anderson. Atmospheric radiance and transmittance: FASCOD2. In *Proc. 6. Conf. Atmospheric Radiation*, pages 141–144, Williamsburg, 1986.

S. Clough, F. Kneizys, and R. Davies. Line Shape and the Water Vapor Continuum. *Atm. Research*, 23:229–241, July 1989.

A. Colaprete and O. B. Toon. Carbon dioxide clouds in an early dense Martian atmosphere. *J. Geophys. Res.*, 108:6–1, April 2003. doi: 10.1029/2002JE001967.

D. de Niem, E. Kührt, A. Morbidelli, and U. Motschmann. Atmospheric erosion and replenishment induced by impacts upon the Earth and Mars during a heavy bombardment. *Icarus*, 221:495–507, November 2012. doi: 10.1016/j.icarus.2012.07.032.

C. I. Fassett and J. W. Head. Sequence and timing of conditions on early Mars. *Icarus*, 211:1204–1214, February 2011. doi: 10.1016/j.icarus.2010.11.014.

F. Forget and R. T. Pierrehumbert. Warming Early Mars with Carbon Dioxide Clouds That Scatter Infrared Radiation. *Science*, 278:1273–1276, November 1997.

C. Goldblatt, M. W. Claire, T. M. Lenton, A. J. Matthews, A. J. Watson, and K. J. Zahnle. Nitrogen-enhanced greenhouse warming on early Earth. *Nature Geoscience*, 2:891–896, December 2009. doi: 10.1038/ngeo692.

D. O. Gough. Solar interior structure and luminosity variations. *Solar Physics*, 74:21–34, November 1981. doi: 10.1007/BF00151270.

M. Grott, A. Morschhauser, D. Breuer, and E. Hauber. Volcanic outgassing of  $CO_2$  and  $H_2O$  on Mars. *Earth Plan. Science Letters*, 308:391–400, August 2011. doi: 10.1016/j.epsl.2011.06.014.

I. Halevy, M. T. Zuber, and D. P. Schrag. A Sulfur Dioxide Climate Feedback on Early Mars. *Science*, 318:1903–, December 2007. doi: 10.1126/science.1147039.

K. Hashizume and N. Sugiura. Nitrogen isotopes in bulk ordinary chondrites. *Geochim. Cosmochim. Acta*, 59:4057–4069, October 1995. doi: 10.1016/0016-7037(95)00236-S.

B. M. Jakosky and R. J. Phillips. Mars' volatile and climate history. *Nature*, 412:237–244, July 2001.

B. M. Jakosky, R. O. Pepin, R. E. Johnson, and J. L. Fox. Mars atmospheric loss and isotopic fractionation by solar-wind-induced sputtering and photochemical escape. *Icarus*, 111:271–288, October 1994. doi: 10.1006/icar.1994.1145.

S. S. Johnson, M. A. Mischna, T. L. Grove, and M. T. Zuber. Sulfur-induced greenhouse warming on early Mars. *J. Geophys. Res.*, 113:8005, August 2008. doi: 10.1029/2007JE002962.

J. F. Kasting. Runaway and moist greenhouse atmospheres and the evolution of earth and Venus. *Icarus*, 74:472–494, June 1988. doi: 10.1016/0019-1035(88)90116-9.

J. F. Kasting.  $CO_2$  condensation and the climate of early Mars. *Icarus*, 94:1–13, November 1991. doi: 10.1016/0019-1035(91)90137-I.

J. F. Kasting, J. B. Pollack, and T. P. Ackerman. Response of earth's atmosphere to increases in solar flux and implications for loss of water from Venus.

- Icarus*, 57:335–355, March 1984a. doi: 10.1016/0019-1035(84)90122-2.
- J. F. Kasting, J. B. Pollack, and D. Crisp. Effects of high CO<sub>2</sub> levels on surface temperature and atmospheric oxidation state of the early earth. *J. Atmospheric Chem.*, 1:403–428, 1984b.
- J. F. Kasting, D. P. Whitmire, and R. T. Reynolds. Habitable Zones around Main Sequence Stars. *Icarus*, 101:108–128, January 1993. doi: 10.1006/icar.1993.1010.
- J. F. Kerridge. Carbon, hydrogen and nitrogen in carbonaceous chondrites Abundances and isotopic compositions in bulk samples. *Geochim. Cosmochim. Acta*, 49:1707–1714, August 1985. doi: 10.1016/0016-7037(85)90141-3.
- H. H. Kieffer, T. Z. Martin, A. R. Peterfreund, B. M. Jakosky, E. D. Miner, and F. D. Palluconi. Thermal and albedo mapping of Mars during the Viking primary mission. *J. Geophys. Res.*, 82:4249–4291, September 1977. doi: 10.1029/J082i028p04249.
- W. J. Lafferty, A. M. Solodov, A. Weber, W. B. Olson, and J.-M. Hartmann. Infrared collision-induced absorption by N<sub>2</sub> near 4.3  $\mu$ m for atmospheric applications: measurements and empirical modeling. *Applied Optics*, 35: 5911–5917, October 1996. doi: 10.1364/AO.35.005911.
- H. Lammer, E. Chassefière, Ö. Karatekin, A. Morschhauser, P. B. Niles, O. Mousis, P. Odert, U. V. Möstl, D. Breuer, V. Dehant, M. Grott, H. Gröller, E. Hauber, and L. B. S. Pham. Outgassing History and Escape of the Martian Atmosphere and Water Inventory. *Space Science Rev.*, 174:113–154, January 2013. doi: 10.1007/s11214-012-9943-8.
- J. Laskar, A. C. M. Correia, M. Gastineau, F. Joutel, B. Levrard, and P. Robutel. Long term evolution and chaotic diffusion of the insolation quantities of Mars. *Icarus*, 170:343–364, August 2004. doi: 10.1016/j.icarus.2004.04.005.
- P. P. Lavvas, A. Coustenis, and I. M. Vardavas. Coupling photochemistry with haze formation in Titan’s atmosphere, Part I: Model description. *Planet. Space Science*, 56:27–66, January 2008. doi: 10.1016/j.pss.2007.05.026.
- K. Li, K. Pahlevan, J. Kirschvink, and Y. Yung. Atmospheric pressure as a natural climate regulator for a terrestrial planet with a biosphere. *Proceedings of the National Academy of Sciences*, 106(24):9576–9579, 2009. doi: 10.1073/pnas.0809436106.
- R. L. Mancinelli and A. Banin. Where is the nitrogen on Mars? *Int. J. Astrobiology*, 2:217–225, July 2003. doi: 10.1017/S1473550403001599.
- M. Manga, A. Patel, J. Dufek, and E. S. Kite. Wet surface and dense atmosphere on early Mars suggested by the bomb sag at Home Plate, Mars. *Geophys. Res. Letters*, 39:L01202, January 2012. doi: 10.1029/2011GL050192.
- C. V. Manning, C. P. McKay, and K. J. Zahnle. The nitrogen cycle on Mars: Impact decomposition of near-surface nitrates as a source for a nitrogen steady state. *Icarus*, 197:60–64, September 2008. doi: 10.1016/j.icarus.2008.04.015.
- C. V. Manning, K. J. Zahnle, and C. P. McKay. Impact processing of nitrogen on early Mars. *Icarus*, 199:273–285, February 2009. doi: 10.1016/j.icarus.2008.10.015.
- Mars Exploration Program Analysis Group. MEPAG (2005), Mars Scientific Goals, Objectives, Investigations, and Priorities. *white paper posted August, 2005 by the Mars Exploration Program Analysis Group at <http://mepag.jpl.nasa.gov/reports/index.html>*, page 31, August 2005.
- M. B. McElroy and Y. L. Yung. Oxygen isotopes in the Martian atmosphere - Implications for the evolution of volatiles. *Planet. Space Science*, 24:1107–1113, December 1976. doi: 10.1016/0032-0633(76)90148-3.
- C. P. McKay and C. R. Stoker. The Early Environment and its Evolution on Mars: Implications for Life. *Reviews of Geophysics*, 27:189–214, 1989. doi: 10.1029/RG027i002p00189.
- C. P. McKay, J. B. Pollack, and R. Courtin. The thermal structure of Titan’s atmosphere. *Icarus*, 80:23–53, July 1989. doi: 10.1016/0019-1035(89)90160-7.
- M. A. Mischna, J. F. Kasting, A. Pavlov, and R. Freedman. Influence of carbon dioxide clouds on early martian climate. *Icarus*, 145:546–554, June 2000. doi: 10.1006/icar.2000.6380.
- T. Owen, K. Biemann, J. E. Biller, A. L. Lafleur, D. R. Rushneck, and D. W. Howarth. The composition of the atmosphere at the surface of Mars. *J. Geophys. Res.*, 82:4635–4639, September 1977. doi: 10.1029/J082i028p04635.
- R. O. Pepin. Evolution of the martian atmosphere. *Icarus*, 111:289–304, October 1994. doi: 10.1006/icar.1994.1146.
- J. T. Perron, J. X. Mitrovica, M. Manga, I. Matsuyama, and M. A. Richards. Evidence for an ancient martian ocean in the topography of deformed shorelines. *Nature*, 447:840–843, June 2007. doi: 10.1038/nature05873.
- R. J. Phillips, M. T. Zuber, S. C. Solomon, M. P. Golombek, B. M. Jakosky, W. B. Banerdt, D. E. Smith, R. M. E. Williams, B. M. Hynek, O. Aharonson, and S. A. Hauck. Ancient Geodynamics and Global-Scale Hydrology on Mars. *Science*, 291:2587–2591, March 2001. doi: 10.1126/science.1058701.
- S. E. Postawko and W. R. Kuhn. Effect of the greenhouse gases (CO<sub>2</sub>, H<sub>2</sub>O, SO<sub>2</sub>) on Martian paleoclimate. *J. Geophys. Res.*, 91:431, March 1986. doi: 10.1029/JB091iB04p0D431.
- F. Poulet, J.-P. Bibring, J. F. Mustard, A. Gendrin, N. Mangold, Y. Langevin, R. E. Arvidson, B. Gondet, and C. Gomez. Phyllosilicates on Mars and implications for early martian climate. *Nature*, 438:623–627, December 2005. doi: 10.1038/nature04274.
- C. P. Rinsland, L. S. Chiou, C. Boone, and P. Bernath. Carbon dioxide retrievals from Atmospheric Chemistry Experiment solar occultation measurements. *J. Geophys. Res.*, 115:D03105, February 2010. doi: 10.1029/2009JD012081.
- F. Schreier and U. Böttger. MIRART, a line-by-line code for infrared atmospheric radiation computations including derivatives. *Atmospheric and Oceanic Optics*, 16:262–268, 2003.
- F. Schreier and B. Schimpf. A new efficient line-by-line code for high resolution atmospheric radiation computations incl. derivatives. In W.L. Smith and Y. Timofeyev, editors, *IRS 2000: Current Problems in Atmospheric Radiation*, Current Problems in Atmospheric Radiation. A. Deepak, 2001.
- A. Segura and R. Navarro-González. Nitrogen fixation on early Mars by volcanic lightning and other sources. *Geophys. Res. Letters*, 32:L5203, March 2005. doi: 10.1029/2004GL021910.
- B. Sutter, J. B. Dalton, S. A. Ewing, R. Amundson, and C. P. McKay. Terrestrial analogs for interpretation of infrared spectra from the Martian surface and subsurface: Sulfate, nitrate, carbonate, and phyllosilicate-bearing Atacama Desert soils. *J. Geophys. Res.*, 112:G04S10, October 2007. doi: 10.1029/2006JG000313.
- F. Tian, J. F. Kasting, and S. C. Solomon. Thermal escape of carbon from the early Martian atmosphere. *Geophys. Res. Letters*, 36:L2205, January 2009. doi: 10.1029/2008GL036513.
- F. Tian, M. W. Claire, J. D. Haqq-Misra, M. Smith, D. C. Crisp, D. Catling, K. Zahnle, and J. F. Kasting. Photochemical and climate consequences of sulfur outgassing on early Mars. *Earth Plan. Science Letters*, 295:412–418, July 2010. doi: 10.1016/j.epsl.2010.04.016.
- I. M. Vardavas and J. H. Carver. Solar and terrestrial parameterizations for radiative-convective models. *Planet. Space Science*, 32:1307–1325, October 1984. doi: 10.1016/0032-0633(84)90074-6.
- P. von Paris, H. Rauer, J. L. Grenfell, B. Patzer, P. Hedelt, B. Stracke, T. Trautmann, and F. Schreier. Warming the early Earth - CO<sub>2</sub> reconsidered. *Planet. Space Science*, 56:1244–1259, October 2008. doi: 10.1016/j.pss.2008.04.008.
- P. von Paris, S. Gebauer, M. Godolt, J. L. Grenfell, P. Hedelt, D. Kitzmann, A. B. C. Patzer, H. Rauer, and B. Stracke. The extrasolar planet GL 581 d: A potentially habitable planet? *Astron. Astrophys.*, 522:A23, November 2010. doi: 10.1051/0004-6361/201015329.
- M. K. Wallis. C, N, O isotope fractionation on Mars - Implications for crustal H<sub>2</sub>O and SNC meteorites. *Earth Plan. Science Letters*, 93:321–324, July 1989. doi: 10.1016/0012-821X(89)90031-9.
- R. Wordsworth, F. Forget, and V. Eymet. Infrared collision-induced and far-line absorption in dense CO<sub>2</sub> atmospheres. *Icarus*, 210:992–997, December 2010. doi: 10.1016/j.icarus.2010.06.010.
- R. Wordsworth, F. Forget, E. Millour, J. Head, J.-B. Madeleine, and B. Charnay. Global modelling of the early Martian climate under a denser CO<sub>2</sub> atmosphere: Water cycle and ice evolution. *Icarus*, 222(1):1–19, January 2013. doi: 10.1016/j.icarus.2012.09.036.
- Y. L. Yung, H. Nair, and M. F. Gerstell. NOTE: CO<sub>2</sub> Greenhouse in the Early Martian Atmosphere: SO<sub>2</sub> Inhibits Condensation. *Icarus*, 130:222–224, November 1997. doi: 10.1006/icar.1997.5808.