

Tight Bounds on the Synthesis of 3-bit Reversible Circuits: NFT Library

Ahmed Younes*

Department of Mathematics and Computer Science
Faculty of Science, Alexandria University
Alexandria, Egypt

April 17, 2019

Abstract

The reversible circuit synthesis problem can be reduced to permutation group. This allows Schreier-Sims Algorithm for the strong generating set-finding problem to be used to find tight bounds on the synthesis of 3-bit reversible circuits using the NFT library. The tight bounds include the maximum and minimum length of 3-bit reversible circuits, the maximum and minimum cost of 3-bit reversible circuits. The analysis shows better results than that found in the literature for the lower bound of the cost. The analysis also shows that there are 1960 universal reversible sub-libraries from the main NFT library.

Keywords: Reversible circuit; Quantum Cost; Circuit Optimization; Group Theory.

1 Introduction

Reversible logic [2, 11] is one of the hot areas of research. It has many applications in quantum computation [14, 23], low-power CMOS [9, 5] and many more. Synthesis of reversible circuits cannot be done using conventional ways [29]. Synthesis and optimization of Boolean systems on non-standard computers that promise to do computation more powerfully [26] than classical computers, such as quantum computers, is an essential aim in the exploration of the benefits that may be gain from such systems.

A lot of work has been done trying to find an efficient reversible circuit for an arbitrary reversible function. In one of the research directions, it was shown that the process of synthesizing linear reversible circuits can be reduced to a row reduction problem of $n \times n$ non-singular matrix [24]. Standard row reduction methods such as Gaussian elimination and LU-decomposition have been proposed [3]. In another research direction, search algorithms and template matching tools using reversible gates libraries have been used [10, 17, 21, 22]. These will work efficiently for small circuits. A method is given in [15], where a very useful set of transformations for Boolean quantum circuits is shown. In this method, extra auxiliary bits are used in the construction that will increase the hardware cost. In [31], it was shown that there is a direct correspondence between reversible Boolean operations and certain forms of classical logic known as Reed-Muller expansions. This arises the possibility of handling the problem of synthesis and optimization of reversible Boolean logic within the field of Reed-Muller logic. A lot of work has been done trying to find an efficient reversible circuit for an arbitrary multi-output Boolean functions by using templates [18, 19] and data-structure-based optimization [25]. A method to generate an optimal 4-bit reversible circuits has been proposed [13]. Benchmarks for reversible circuits have been established [20].

Recently, the study of reversible logic synthesis problem using group theory is gaining more attention. Investigation on the universality of the basic building blocks of reversible circuit has been done [28, 6]. A relation between Young subgroups and the reversible logic synthesis problem has been proposed [7]. A comparison between the decomposition of reversible circuit and quantum circuit using group theory has been shown [8]. A GAP-based algorithms to synthesize reversible circuits for various types of gate with various gate costs has been proposed [30].

The aim of the paper is to answer the following questions for the synthesis of 3-bit reversible circuits using NFT library:

*ayounes2@yahoo.com or ayounes@alexu.edu.eg

1. What are the maximum and minimum lengths of reversible circuits for a reversible function? What are the costs of these circuits?
2. What are the maximum and minimum costs of reversible circuits for a reversible function ? What are the length of these circuits?
3. What are the upper-bound and lower-bound on lengths of reversible circuits for all 3-bit reversible functions using NFT library? What are the costs of these bounds?
4. What are the upper-bound and lower-bound on costs of reversible circuits for all 3-bit reversible functions using NFT library? What are the lengths of these bounds?
5. Is there any sub-library of *NFT* that can act as a universal reversible gate library? If so, what is the best universal reversible gate library that gives the best length, worst length, best cost and worst cost? How many sub-libraries that can act as a universal reversible gate library?

The paper is organized as follows: Section 2 gives a short background on the synthesis of reversible circuit problem and shows the reduction the problem to permutation group. Section 3 shows Schreier-Sims Algorithm for the strong generating set-finding problem that is used to calculate the bounds on the synthesis of 3-bit reversible circuits problem using NFT library. Section 4 shows the results of the experiments. The paper ends up with a summary and conclusion in Section 5.

2 Background

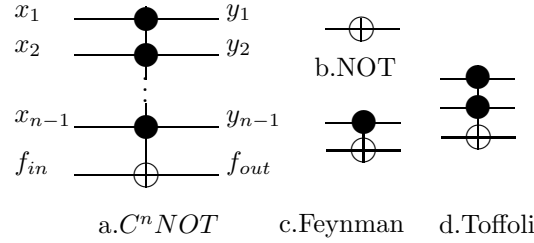


Figure 1: $C^n NOT$ gates. The black circle \bullet indicates the control bits, and the symbol \oplus indicates the target bit. (a) $C^n NOT$ gate with $n-1$ control bits. (b) $C^1 NOT$ gate with no control bits. (c) $C^2 NOT$ gate with one control bit. (d) $C^3 NOT$ gate with two control bits.

2.1 Reversible Circuits

To build a reversible circuit with n variables, an $n \times n$ reversible circuit is used. $C^n NOT$ gate is the main primitive gate that is used to build the circuit since it is shown to be universal for reversible computation [29]. $C^n NOT$ gate is defined as follows:

Definition 2.1 ($C^n NOT$ gate)

$C^n NOT$ is a reversible gate denoted as,

$$C^n NOT(x_1, x_2, \dots, x_{n-1}; f), \quad (1)$$

with n inputs: x_1, x_2, \dots, x_{n-1} (known as control bits) and f_{in} (known as target bit), and n outputs: y_1, y_2, \dots, y_{n-1} and f_{out} . The operation of the $C^n NOT$ gate is defined as follows,

$$\begin{aligned} y_i &= x_i, \text{ for } 1 \leq i \leq n-1, \\ f_{out} &= f_{in} \oplus x_1 x_2 \dots x_{n-1}, \end{aligned} \quad (2)$$

i.e. the target bit will be flipped if and only if all the control bits are set to 1. Some special cases of the general $C^n NOT$ gate have their own names, $C^1 NOT$ gate with no control bits is called *NOT* gate as shown in Fig. 1-b, where the bit will be flipped unconditionally. $C^2 NOT$ gate with one control bit is called *Feynman* gate as shown in Fig. 1-c. $C^3 NOT$ gate with two control bits is called *Toffoli* gate as shown in Fig. 1-d.

For the sake of readability C^1NOT , C^2NOT and C^3NOT will be written for short as N , F and T respectively where the control and/or target bits will be shown in the subscript of the gate, for example, a 3-bit reversible circuit synthesized using N, F and T gates can contain 12 possible gates, as shown in Fig.2, that perform as follows:

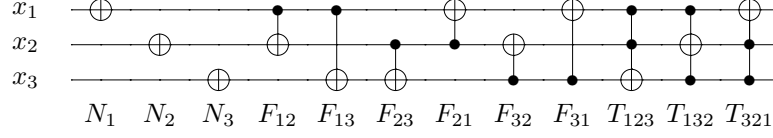


Figure 2: The 12 possible CNOT gates for a 3 bit reversible circuit.

$$\begin{aligned}
N_1 : (x_1, x_2, x_3) &\rightarrow (x_1 \oplus 1, x_2, x_3) \\
N_2 : (x_1, x_2, x_3) &\rightarrow (x_1, x_2 \oplus 1, x_3) \\
N_3 : (x_1, x_2, x_3) &\rightarrow (x_1, x_2, x_3 \oplus 1) \\
F_{12} : (x_1, x_2, x_3) &\rightarrow (x_1, x_2 \oplus x_1, x_3) \\
F_{13} : (x_1, x_2, x_3) &\rightarrow (x_1, x_2, x_3 \oplus x_1) \\
F_{23} : (x_1, x_2, x_3) &\rightarrow (x_1, x_2, x_3 \oplus x_2) \\
F_{21} : (x_1, x_2, x_3) &\rightarrow (x_1 \oplus x_2, x_2, x_3) \\
F_{32} : (x_1, x_2, x_3) &\rightarrow (x_1, x_2 \oplus x_3, x_3) \\
F_{31} : (x_1, x_2, x_3) &\rightarrow (x_1 \oplus x_3, x_2, x_3) \\
T_{123} : (x_1, x_2, x_3) &\rightarrow (x_1, x_2, x_3 \oplus x_1x_2) \\
T_{132} : (x_1, x_2, x_3) &\rightarrow (x_1, x_2 \oplus x_1x_3, x_3) \\
T_{321} : (x_1, x_2, x_3) &\rightarrow (x_1 \oplus x_2x_3, x_2, x_3)
\end{aligned} \tag{3}$$

A reversible circuit is a cascade of one or more C^nNOT gates, for example, a 3-bit reversible circuit shown in Fig.4-a can be written for short as $(T_{123}F_{23}N_2T_{132}F_{13}F_{31})$, where the truth table of this circuit is shown in Fig.4-b. Another way to write this truth table is $(0, 1, 2, 3, 4, 5, 6, 7) \rightarrow (2, 6, 5, 4, 7, 1, 0, 3)$, or simply $(2, 6, 5, 4, 7, 1, 0, 3)$ which is called the specification of the circuit.

2.2 Quantum Cost

Quantum cost is a term used to refer to the technological cost of building C^nNOT gates. The quantum cost of a reversible circuit is subject to optimization as well as the number of C^nNOT gates used in the circuit. The quantum cost of a C^nNOT gate is based primarily on the number of bits involved in the gate, i.e. the number of elementary operations required to build the C^nNOT gate [1].

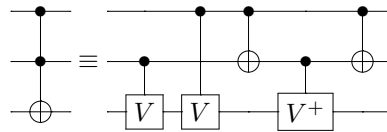


Figure 3: Decomposition of T gate as 5 elementary 2-qubit gates.

When implementing a reversible gate circuit on a quantum computer, four elementary quantum gates are used [1]: N gate, F gate, Controlled- V and Controlled- V^+ gates, where $VV = V^+V^+ = N$, $VV^+ = V^+V = I$, where I is the identity. The cost of a 2-qubit gate is much larger than that of a 1-qubit gate. In this paper, the cost of N gate is ignored as in [30] to be able to compare results, and assume that the cost of any 2-qubit gate is equal to 1. The cost of a reversible circuit is measured by the number of 2-qubit gates used in its implementation as a quantum circuit, so, the quantum cost of T gate is 5 as shown in Fig.3.

2.3 Basic Notions

In this section, the basic notions for reversible circuit, permutation group, NFT library, the relationship between reversible logic circuits and permutation group theory will be reviewed.

Definition 2.2 Let $X = \{0, 1\}$. A Boolean function f with n input variables, x_1, \dots, x_n , and n output variables, y_1, \dots, y_n , is a function $f : X^n \rightarrow X^n$, where $(x_1, \dots, x_n) \in X^n$ is called the input vector and $(y_1, \dots, y_n) \in X^n$ is called the output vector.

Definition 2.3 An n -input n -output Boolean function is reversible ($n \times n$ function) if it maps each input vector to a unique output vector, i.e. a one-to-one, onto function (bijection).

There are $2^n!$ reversible $n \times n$ Boolean functions. For $n = 3$, there are 40,320 3-input 3-output reversible functions.

Definition 2.4 An n -input n -output reversible gate (or circuit) is a gate that realizes an $n \times n$ reversible function.

Definition 2.5 A set of reversible gates that can be used to build a reversible circuit is called a gate library L .

Definition 2.6 A universal reversible gate library L_n is a set of reversible gates that can be used to build any reversible circuit with n -input n -output.

Definition 2.7 Consider a finite set $A = \{1, 2, \dots, N\}$ and a bijection $\sigma : A \rightarrow A$, then σ can be written as,

$$\sigma = \begin{pmatrix} 1 & 2 & 3 & \dots & N \\ \sigma(1) & \sigma(2) & \sigma(3) & \dots & \sigma(N) \end{pmatrix}, \quad (4)$$

i.e. σ is a permutation of A . Let A be an ordered set, then the top row can be eliminated and σ can be written as,

$$(\sigma(1), \sigma(2), \sigma(3), \dots, \sigma(N)). \quad (5)$$

Any reversible circuit with n -input n -output can be considered as a permutation σ and Eqn.5 is called the specification of this reversible circuit such that $N = 2^n$.

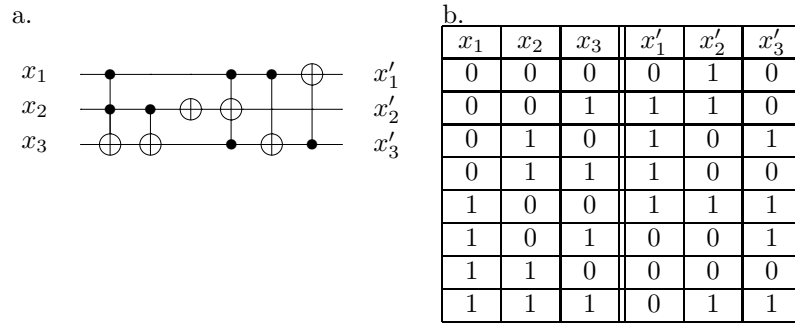


Figure 4: (a.) Circuit implementation of a reversible function. (b.) Reversible truth table.

The set of all permutations on A forms a symmetric group on A under composition of mappings [16], denoted by S_N [4]. A permutation group G is a subgroup [16] of the symmetric group S_N . A universal reversible gate library L_n is called the generators of the group. Another important notation of a permutation is the product of disjoint cycles [4]. For example, $\begin{pmatrix} 1, 2, 3, 4, 5, 6, 7, 8 \\ 3, 2, 5, 4, 6, 1, 8, 7 \end{pmatrix}$ will be written as $(1, 3, 5, 6)(7, 8)$. The identity mapping () is called the unit element in a permutation group. A product $p * q$ of two permutations p and q means applying mapping p then q , which is equivalent to cascading p and q .

The one-to-one correspondence between a $n \times n$ reversible circuit and a permutation on $A = \{1, 2, \dots, N\}$ is established as done in [30]. In the permutation group references, A begins from one, instead of zero. Therefore, we have the following relation [30]: $\langle X_N, X_{N-1}, \dots, X_1 \rangle_2 = \text{index}(X_N, \dots, X_1) - 1$. Using the integer coding, a permutation is considered as a bijective function $f : \{1, 2, \dots, N\} \rightarrow \{1, 2, \dots, N\}$.

Cascading two generators is equivalent to multiplying two permutations. In what follows, a $n \times n$ reversible gate is not distinguished from a permutation in S_N . The set of 12 gates shown in Fig. 2 and performs as shown in Eqn.3 can be re-written as product of disjoint cycles as follows,

$$\begin{aligned}
N_1 &: (1, 5)(2, 6)(3, 7)(4, 8) \\
N_2 &: (1, 3)(2, 4)(5, 7)(6, 8) \\
N_3 &: (1, 2)(3, 4)(5, 6)(7, 8) \\
F_{12} &: (5, 7)(6, 8) \\
F_{13} &: (5, 6)(7, 8) \\
F_{23} &: (3, 4)(7, 8) \\
F_{21} &: (3, 7)(4, 8) \\
F_{32} &: (2, 4)(6, 8) \\
F_{31} &: (2, 6)(4, 8) \\
T_{123} &: (7, 8) \\
T_{132} &: (6, 8) \\
T_{321} &: (4, 8)
\end{aligned} \tag{6}$$

3 Schreier-Sims Algorithm

Let A be a finite set. The Symmetric group, $Sym(A)$, is the group of all bijections from A to itself. A permutation group G is a subgroup of $Sym(A)$. Let $G \leq Sym(A)$. For $\alpha \in A$, let G_α denotes the stabilizer of α in G , i.e., $G_\alpha = \{g \in G | \alpha^g = \alpha\}$. Let $B = (\alpha_1, \alpha_2, \dots, \alpha_k)$ with $\alpha_i \in G$, then B is a base for G if $G_{(\alpha_1, \alpha_2, \dots, \alpha_k)} = 1$, and the chain of subgroups,

$$G = G^{(1)} \geq G^{(2)} \geq \dots \geq G^{(k+1)} = \{1\}, \tag{7}$$

defined by $G^{(i+1)} = G_{\alpha_i}^{(i)}$ for $1 \leq i \leq k$ is called the stablizer chain for B . The orbit of α under G , denoted α^G is the set $\alpha^G = \{\alpha^g | g \in G\}$. A strong generating set for G relative to B , denoted S , is a set $S \subseteq G$ and for every i with $1 \leq i \leq k+1$, $G^{(i)} = \langle S \cap G^{(i)} \rangle$ holds.

This allows the problem of synthesizing a minimal number of gates (generators) to be reduced to a strong generating set-finding problem, that is, given a group G acting faithfully on a finite set A of size N . G is specified by means of a generating set S where each element of S is expressed as a permutation on A .

Schreier-Sims Algorithm is a poly-time algorithm [27] known in computational Group Theory that solves the strong generating set-finding problem and also go further to solve membership testing problem. Schreier-Sims Algorithm keeps computing the generating sets using cosets, by trimming down the size of the generating set at every step using a depth first search approach to keep the size of the generating set from growing too large. An implementation of Schreier-Sims Algorithm on GAP [12] has been used to find the minimal number of generators that generates a specification of a reversible circuit given that the generators of the group can represent that specification .

Given the universal gate library NFT with 12 generators as shown in Eqn.6 and the 40320 specifications for all 3-input 3-output reversible circuits. The aim of the experiment is to answer the questions shown in the aim of the paper. To answer these questions, all sub-libraries of NFT library has been generated, that is 4095 sub-libraries after excluding the identity mapping. Use every sub-library to try to synthesize a reversible circuit for the 40320 specifications, if possible, using Schreier-Sims Algorithm. The term "if possible" here means that if a specification does not belong to the group generated by a sub-library, then it is impossible for this specification to be represented as a reversible circuit using this sub-library. The process of synthesizing all possible 3-bit reversible circuits is shown in Algorithm 1.

Algorithm 1 Generation of All 3 bits reversible circuits

```
1: procedure ()
2:   for  $i \leftarrow 1, NumOfSubLibraries$  do
3:     for  $j \leftarrow 1, NumOfCircuits$  do
4:       if  $Specs[j] \in G[i]$  then
5:          $Circuit[i][j] = SchreierSims(G[i], Specs[j])$ 
6:       else
7:          $Circuit[i][j] = []$ 
8:       end if
9:     end for
10:  end for
11: end procedure
```

4 Experimental Results

Among the $4,095 \times 40,319 = 165,106,305$ trials to synthesize a circuit for a specification using a sub-library, 80,925,627 circuits have been synthesized. The trivial specification "()" and the trivial identity mapping have been ignored. The results have been organized to answer the specification related questions (Question 1 to Question 4) in Section 4.1, and the question related to the sub-libraries (Question 5) has been answered in Section 4.2.

4.1 Specification Oriented Results

In this section, the results are organized to show a summary for the specification oriented results in Table 1. The results related to the bounds on circuits length are shown in Tables 2, 3, 4 and 5. Then the results related to the bounds on circuits cost are shown in Tables 6, 7, 8 and 9.

#lib	#specs	#lib	#specs	#lib	#specs
1960	29670	2263	108	2468	12
1984	216	2264	24	2496	6
2016	1746	2266	80	2525	24
2044	36	2268	12	2528	27
2080	1170	2274	12	2540	6
2085	1	2284	48	2560	27
2086	559	2287	135	2605	12
2116	540	2311	27	2624	13
2120	96	2320	210	2625	8
2122	2974	2324	24	2636	6
2128	162	2335	9	2676	12
2132	192	2348	12	2688	9
2144	78	2353	24	2689	3
2152	36	2354	12	2705	3
2176	24	2393	45	2732	6
2191	27	2412	72	2816	7
2196	96	2417	27	2880	6
2198	12	2428	24	2944	6
2217	1293	2432	11	2961	3
2218	108	2450	6	3072	3
2220	72	2455	27	3200	3
2246	12	2456	3	3264	6
2249	36	2465	3		

Table 1: There are $\#specs$ specifications that can be synthesized by $\#lib$ sub-libraries.

Table 1 shows the number of sub-libraries that can be used to synthesize a circuit for a specification, for example, there are 1960 sub-libraries that can be used to synthesize a circuit for 29670 specifications. There are 6 popular specifications that can be synthesized by 3264 different sub-libraries. These 6 specifications are the specifications of $F_{12}, F_{13}, F_{23}, F_{21}, F_{32}$ and F_{31} . Fig.5 shows the worst circuit

representation for F_{31} with 10 gates and cost = 24. This shows that any F gates can be removed from a library and be replaced by another set of generators although there might be an increase in the cost of the circuit.

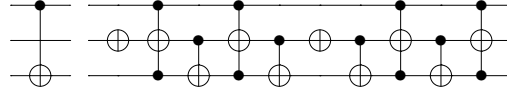


Figure 5: The worst circuit representation for F_{31} .

Max Len	#specs
7	3
8	7
9	16
10	29
11	63
12	154
13	1455
14	14966
15	19544
16	3815
17	243
18	24

Table 2: There are $\#specs$ that have circuits with maximum length = $Maxlen$. The average maximum length = 14.639.

Table 2 shows the maximum length for the 40319 specifications, after excluding the identity. There are 3 specifications with maximum length = 7 gates and 24 specifications with maximum length = 18 gates. The average maximum length is 14.639. Table 3 shows the same results as Table 2 with more details on the cost of the maximum length, for example, there are 3 specifications with maximum length = 7 gates, the cost of two of them is 9, while the third specification has cost = 11.

Table 4 shows the minimum length for the 40319 specifications, after excluding the identity. There are 12 specifications with minimum length = 1 gate, these are the generators shown in Eqn.6, while there are 577 specifications with minimum length = 8 gates. These results are identical with that shown in [30]. This comes from the fact that all minimum length circuits come from using the gate library that contains all the 12 generators shown in Eqn.6. This is not true when finding a library of gates that synthesize minimum cost circuits as shown later. Table 5 shows the same results as Table 4 with more details on the cost of the minimum length circuit.

Table 6 shows the maximum cost for the 40319 specifications, after excluding the identity. There is 1 specification with maximum cost = 18 and 2 specifications with maximum cost = 54. The average maximum cost is 40.759. Table 7 shows the same results as Table 2 with more details on the length of the maximum cost, for example, the length of the only specification with maximum cost = 18 is 6 gates and the length of the two specifications with maximum cost = 54 are 15 gates.

Table 8 shows the minimum cost for the 40319 specifications, after excluding the identity. There are 7 specifications with minimum cost = 0, these are the cost of specifications synthesized by circuits contain the gates N_1 , N_2 and N_3 only. There are 7 such circuits starting from a circuit with only one N gate to a circuit consists of the three gates: $(N_1 N_2 N_3)$. There are 2049 specifications with minimum cost = 17. The average minimum cost is 11.769. This is better than that shown in [30], this enhancement comes from considering all sub-libraries. Table 9 shows the same results as Table 8 with more details on the length of the circuits with minimum cost.

Comparing the above results related to the bounds on circuits length with the results related to the bound on circuits cost shows that the cost and the length of a circuit using a library is not correlated if all types of generators are considered, not only the gates used to calculate the cost, e.g. T gate is counted as 1 in circuit length while it is counted 5 in circuit cost. For example, when searching for the best length circuit for the specification $((1, 7)(2, 5)(3, 6, 8, 4))$, the best length circuit is $(F_{12} T_{321} T_{123} N_1 F_{13} F_{32} T_{123})$

Max Len	cost	#specs	Max Len	cost	#specs	Max Len	cost	#specs	Max Len	cost	#specs
7	9	2	13	19	64	14	39	122	16	22	3
7	11	1	13	20	37	14	40	107	16	23	18
8	14	3	13	21	40	14	41	109	16	24	251
8	20	4	13	22	187	14	42	62	16	25	102
9	11	1	13	23	213	14	43	46	16	26	6
9	13	2	13	24	72	14	44	52	16	27	66
9	17	3	13	25	13	14	45	48	16	28	335
9	19	6	13	26	59	14	46	9	16	29	505
9	21	1	13	27	148	14	47	1	16	30	189
9	24	3	13	28	124	14	48	16	16	31	15
10	16	3	13	29	29	14	49	6	16	32	141
10	18	1	13	30	43	15	19	24	16	33	728
10	22	9	13	31	74	15	20	29	16	34	836
10	24	9	13	32	82	15	21	26	16	35	167
10	26	7	13	33	11	15	22	102	16	36	9
11	11	2	13	34	7	15	23	1126	16	37	16
11	17	6	13	35	19	15	24	1392	16	38	128
11	19	1	13	36	50	15	25	473	16	39	97
11	21	12	13	37	28	15	26	76	16	40	17
11	22	2	13	38	19	15	27	1364	16	41	34
11	23	14	13	39	20	15	28	3963	16	42	17
11	24	2	13	40	2	15	29	2517	16	43	16
11	26	6	13	41	4	15	30	376	16	44	31
11	27	18	13	43	2	15	31	277	16	45	22
12	14	6	14	16	7	15	32	1653	16	46	14
12	16	8	14	18	110	15	33	2718	16	47	17
12	17	2	14	19	132	15	34	1047	16	48	6
12	18	21	14	20	157	15	35	60	16	49	21
12	21	14	14	21	109	15	36	115	16	50	2
12	22	27	14	22	662	15	37	317	16	51	1
12	23	1	14	23	1735	15	38	361	16	53	2
12	24	7	14	24	1275	15	39	137	17	25	12
12	26	17	14	25	254	15	40	174	17	28	18
12	27	8	14	26	404	15	41	222	17	29	3
12	28	4	14	27	2081	15	42	219	17	32	9
12	29	8	14	28	3115	15	43	195	17	33	12
12	30	2	14	29	976	15	44	238	17	34	63
12	31	6	14	30	129	15	45	98	17	35	66
12	32	10	14	31	493	15	46	63	17	36	6
12	33	4	14	32	1389	15	47	32	17	39	45
12	34	6	14	33	702	15	48	47	17	40	9
12	38	3	14	34	46	15	49	57	18	29	3
13	15	5	14	35	86	15	50	22	18	33	6
13	16	2	14	36	137	15	51	6	18	36	6
13	17	49	14	37	263	15	53	18	18	40	9
13	18	52	14	38	126	16	20	3			

Table 3: There are $\#specs$ specifications with maximum length= $MaxLen$ and cost = $cost$.

Min Len	#specs	#specs [30]
1	12	12
2	102	102
3	625	625
4	2780	2780
5	8921	8921
6	17049	17049
7	10253	10253
8	577	577
Avg.	5.865	5.865

Table 4: There are $\#specs$ specifications with minimum length = $MinLen$.

Min Len	cost	#specs	Min Len	cost	#specs	Min Len	cost	#specs	Min Len	cost	#specs
1	0	3	4	6	186	5	18	5	7	10	222
1	1	6	4	7	772	5	19	45	7	11	106
1	5	3	4	8	369	5	20	14	7	12	856
2	0	3	4	9	39	5	21	1	7	13	2278
2	1	24	4	10	228	6	4	45	7	14	1200
2	2	24	4	11	430	6	5	168	7	15	508
2	5	15	4	12	233	6	6	2	7	16	1493
2	6	30	4	14	45	6	7	22	7	17	1813
2	9	3	4	15	62	6	8	1219	7	18	848
2	10	3	4	16	13	6	9	2233	7	19	226
3	0	1	4	19	2	6	10	253	7	20	101
3	1	18	5	3	75	6	11	833	7	21	28
3	2	117	5	4	375	6	12	3070	7	22	3
3	3	51	5	5	24	6	13	3933	7	23	3
3	5	24	5	6	10	6	14	759	7	24	3
3	6	162	5	7	673	6	15	913	8	9	3
3	7	138	5	8	2041	6	16	1860	8	12	9
3	9	18	5	9	516	6	17	1242	8	13	31
3	10	51	5	10	284	6	18	234	8	14	36
3	11	39	5	11	1181	6	19	142	8	15	22
3	14	5	5	12	1883	6	20	104	8	16	145
3	15	1	5	13	669	6	21	16	8	17	173
4	2	51	5	14	137	6	22	1	8	18	109
4	3	282	5	15	490	7	6	14	8	19	39
4	4	60	5	16	409	7	8	33	8	20	9
4	5	8	5	17	89	7	9	518	8	21	1

Table 5: There are $\#specs$ specifications with minimum length= $MinLen$ and cost = $cost$.

Max Cost	#specs	Max Cost	#specs	Max Cost	#specs
18	1	31	122	43	5406
19	1	32	314	44	3484
20	1	33	549	45	1652
22	10	34	525	46	883
23	9	35	972	47	687
24	21	36	1816	48	914
25	22	37	3088	49	622
26	18	38	3035	50	96
27	41	39	3769	51	28
28	23	40	4111	52	5
29	37	41	3854	53	68
30	66	42	4067	54	2

Table 6: There are $\#specs$ specifications with maximum cost = $MaxCost$. The average maximum cost is 40.759.

Max Cost	Len	#specs	Max Cost	Len	#specs	Max Cost	Len	#specs	Max Cost	Len	#specs
18	6	1	30	13	1	37	11	207	44	14	1652
19	6	1	31	7	1	37	12	575	44	13	946
20	6	1	31	9	1	37	13	1268	44	15	494
22	7	1	31	10	25	37	14	864	44	16	28
22	10	3	31	11	29	37	15	127	44	12	351
22	11	3	31	12	33	37	16	3	44	11	13
22	12	3	31	13	27	38	10	72	45	11	1
23	7	2	31	14	5	38	11	376	45	12	98
23	8	4	31	15	1	38	12	745	45	13	215
23	11	2	32	8	1	38	13	972	45	14	921
23	12	1	32	10	36	38	14	642	45	15	394
24	7	4	32	11	53	38	15	181	45	16	23
24	8	7	32	12	98	38	16	47	46	12	31
24	9	4	32	13	73	39	10	24	46	13	109
24	10	3	32	14	44	39	11	305	46	14	405
24	11	2	32	15	9	39	12	983	46	15	323
24	12	1	33	8	2	39	13	1467	46	16	15
25	7	18	33	9	15	39	14	830	47	12	22
25	8	2	33	10	18	39	15	132	47	13	168
25	9	2	33	11	54	39	16	28	47	14	275
26	7	5	33	12	193	40	10	2	47	15	204
26	8	2	33	13	173	40	11	83	47	16	18
26	9	1	33	14	51	40	12	631	48	13	147
26	10	10	33	15	43	40	13	1682	48	14	529
27	7	14	34	8	1	40	14	1437	48	15	230
27	8	2	34	9	1	40	15	261	48	16	8
27	9	5	34	10	16	40	16	15	49	13	1
27	11	18	34	11	88	41	11	58	49	14	296
27	12	2	34	12	186	41	12	378	49	15	303
28	8	8	34	13	168	41	13	1297	49	16	22
28	9	3	34	14	41	41	14	1685	50	13	1
28	10	3	34	15	24	41	15	411	50	14	10
28	11	6	35	9	2	41	16	25	50	15	83
28	12	3	35	10	8	42	11	107	50	16	2
29	7	2	35	11	127	42	12	854	51	14	9
29	8	1	35	12	370	42	13	1391	51	15	18
29	9	4	35	13	406	42	14	1305	51	16	1
29	10	7	35	14	59	42	15	393	52	14	1
29	11	6	36	10	2	42	16	17	52	15	4
29	12	17	36	11	98	43	11	87	53	14	22
30	8	2	36	12	556	43	12	1251	53	15	44
30	9	3	36	13	839	43	13	2241	53	16	2
30	10	38	36	14	292	43	14	1457	54	15	2
30	11	7	36	15	29	43	15	355			
30	12	15	37	10	44	43	16	15			

Table 7: There are $\#specs$ specifications with maximum cost = $MaxCost$ and length = Len .

Min Cost	#specs	#specs[30]
0	7	7
1	48	48
2	192	192
3	408	408
4	480	480
5	288	288
6	592	592
7	1962	2016
8	3887	4128
9	2916	2496
10	1299	672
11	3683	2880
12	7221	7488
13	6059	7488
14	1465	384
15	3562	1600
16	4201	5568
17	2049	3584
Avg.	11.76967	11.98313

Table 8: There are $\#specs$ specifications with minimum cost = $MinCost$.

Min Cost	Len	#specs	Min Cost	Len	#specs	Min Cost	Len	#specs	Min Cost	Len	#specs
0	1	3	7	4	615	11	4	261	14	11	13
0	2	3	7	5	820	11	5	962	14	12	2
0	3	1	7	6	362	11	6	1366	15	3	1
1	1	6	7	7	63	11	7	801	15	4	35
1	2	24	7	8	3	11	8	248	15	5	295
1	3	18	8	4	249	11	9	18	15	6	869
2	2	24	8	5	1649	12	4	123	15	7	1111
2	3	117	8	6	1489	12	5	1090	15	8	805
2	4	51	8	7	446	12	6	2738	15	9	383
3	3	51	8	8	48	12	7	2233	15	10	63
3	4	282	8	9	6	12	8	869	16	4	8
3	5	75	9	2	3	12	9	165	16	5	154
4	4	60	9	3	18	12	10	3	16	6	873
4	5	375	9	4	45	13	5	276	16	7	1443
4	6	45	9	5	356	13	6	2244	16	8	1023
5	1	3	9	6	1794	13	7	2158	16	9	591
5	2	15	9	7	600	13	8	875	16	10	109
5	3	30	9	8	97	13	9	381	17	5	26
5	4	30	9	9	2	13	10	113	17	6	290
5	5	39	9	10	1	13	11	12	17	7	548
5	6	171	10	2	3	14	3	5	17	8	332
6	2	24	10	3	39	14	4	41	17	9	347
6	3	132	10	4	180	14	5	141	17	10	338
6	4	222	10	5	363	14	6	360	17	11	155
6	5	150	10	6	391	14	7	473	17	12	13
6	6	50	10	7	295	14	8	247			
6	7	14	10	8	28	14	9	125			
7	3	99	11	3	27	14	10	58			

Table 9: There are $\#specs$ specifications with minimum cost = $MinCost$ and length = Len .

with length = 7 and quantum cost = 18, while searching for the best cost circuit for the same specification, the best cost circuit is $(N_2N_3T_{321}N_2F_{13}T_{321}N_2N_3F_{12}T_{321}N_2N_3)$ with length = 12 and cost = 17.

4.2 Library Oriented Results

In this section, the results are organized to show a summary of library oriented results in Table 10. The results related to the bounds on circuits maximum length synthesized by the sub-libraries are shown in Tables 11, 12 and 13. Then results related to the bounds on circuits maximum cost synthesized by the sub-libraries are shown in Tables 14, 15 and 16. The results of minimum cost and minimum circuit length are trivial results, since all sub-libraries can synthesize a circuit of length 1 and cost 0, 1 or 5.

#lib	#specs	#lib	#specs
1	4	90	15
1	1342	90	31
5	5	90	47
9	35	96	63
12	1	96	127
15	11	99	95
18	167	108	575
24	71	117	719
24	119	125	1343
27	143	162	5039
30	3	168	1439
37	23	186	191
72	383	360	1151
73	7	1960	40319

Table 10: There are $\#Lib$ sub-libraries that can synthesize a circuit for $\#specs$ specifications.

Table 10 shows the ability of a sub-library to synthesize a circuit for a specification. It can be seen that there are 1960 sub-libraries that can be used to synthesize a circuit of any specification, i.e. there are 1960 universal reversible sub-libraries from the main library shown in Eqn.6. It is shown in the previous section that the main library is the best library to synthesize a minimum length circuit, while choosing a sub-library to synthesize a minimal cost circuit is not a trivial task.

Max Len	#lib	Max Len	#lib
1	12	10	498
2	54	11	498
3	79	12	433
4	148	13	378
5	231	14	255
6	289	15	120
7	223	16	51
8	364	17	6
9	453	18	3

Table 11: There are $\#lib$ sub-libraries that can synthesize circuits with maximum length = $MaxLen$.

Table 11 shows the maximum length circuits synthesized by a sub-library. There are 12 sub-libraries that can synthesize a circuit with maximum length = 1. These are the sub-libraries that each of them contain a single generator from the main library shown in Eqn.6, where there are 3 sub-libraries that synthesize a circuit with maximum length = 18. These three sub-libraries are $\{N_3, F_{32}, F_{31}, T_{123}\}$, $\{N_2, F_{23}, F_{21}, T_{132}\}$ and $\{N_1, F_{12}, F_{13}, T_{321}\}$. These sub-libraries are three examples from the 1960 universal reversible sub-libraries. Table 12 continued in Table 13 shows the same results as Table 11 with more details on the cost of the circuits synthesized by these sub-libraries.

Table 14 shows the maximum cost circuits synthesized by a sub-library. There are 7 sub-libraries that can synthesize a circuit with maximum cost = 0. These are the sub-libraries that each of them contain a combination of N generators, where there are 2 sub-libraries that synthesize a circuit with maximum cost = 54. These two sub-libraries are $\{N_1, N_3, F_{32}, T_{123}, T_{321}\}$ and $\{N_1, F_{12}, T_{123}, T_{321}\}$. These are another

Max Len	cost	#lib
1	0	3
1	1	6
1	5	3
2	0	3
2	1	18
2	2	12
2	5	3
2	6	18
3	0	1
3	1	12
3	2	21
3	3	3
3	6	24
3	7	15
3	14	2
3	15	1
4	2	40
4	3	9
4	4	33
4	6	12
4	7	17
4	8	7
4	10	12
4	12	11
4	15	4
4	16	2
4	18	1
5	2	11
5	3	43
5	4	39
5	6	4
5	7	5
5	8	18
5	9	10
5	10	34
5	11	23
5	12	19
5	13	5
5	15	12
5	16	6
5	19	1
5	20	1
6	3	11
6	4	76
6	6	7

Max Len	cost	#lib
6	7	15
6	8	26
6	9	21
6	10	36
6	11	23
6	12	38
6	13	5
6	14	11
6	15	3
6	16	3
6	18	8
6	20	2
6	21	2
6	22	2
7	5	39
7	6	10
7	7	6
7	8	14
7	9	27
7	11	12
7	12	4
7	13	22
7	14	6
7	15	17
7	16	5
7	17	13
7	18	2
7	19	27
7	20	4
7	22	4
7	25	4
7	26	3
7	27	4
8	6	32
8	7	10
8	8	5
8	10	59
8	11	2
8	12	5
8	13	25
8	14	9
8	15	28
8	16	24
8	17	15
8	18	45

Max Len	cost	#lib
8	19	42
8	20	22
8	21	1
8	22	10
8	23	10
8	24	13
8	25	3
8	27	1
8	28	2
8	30	1
9	7	48
9	8	20
9	11	10
9	12	3
9	13	19
9	14	44
9	15	31
9	16	6
9	17	40
9	18	49
9	19	37
9	20	20
9	21	41
9	22	14
9	24	13
9	25	9
9	27	3
9	28	7
9	29	19
9	30	2
9	31	8
9	32	4
9	33	2
9	34	4
10	7	7
10	8	14
10	12	17
10	13	3
10	14	4
10	15	20
10	16	30
10	17	18
10	18	36
10	19	83
10	20	78

Max Len	cost	#lib
10	21	14
10	22	30
10	23	26
10	24	35
10	25	4
10	26	17
10	27	3
10	28	21
10	29	9
10	30	19
10	32	2
10	34	5
10	35	1
10	36	2
11	13	4
11	14	1
11	15	1
11	16	45
11	17	54
11	18	20
11	19	47
11	20	42
11	21	89
11	22	6
11	23	24
11	24	20
11	25	21
11	26	18
11	27	39
11	28	22
11	29	20
11	30	11
11	31	5
11	32	3
11	33	3
11	34	1
11	35	1
11	37	1
12	13	1
12	14	5
12	16	2
12	17	4
12	18	11
12	19	3
12	20	12

Table 12: There are $\#lib$ sub-libraries that can synthesize circuits with maximum length = $MaxLen$ and cost = $cost$.

Max Len	cost	#lib
12	21	52
12	22	30
12	23	17
12	24	52
12	25	44
12	26	42
12	27	14
12	28	23
12	29	31
12	30	28
12	31	6
12	32	12
12	33	13
12	34	5
12	35	9
12	36	4
12	37	4
12	38	9
13	16	1
13	18	5
13	19	63
13	20	8
13	21	15
13	22	17
13	23	36
13	24	10
13	25	55
13	26	19

Max Len	cost	#lib
13	27	17
13	28	1
13	29	11
13	30	22
13	31	10
13	32	8
13	33	10
13	34	16
13	35	10
13	36	4
13	37	13
13	38	3
13	39	13
13	40	2
13	41	4
13	42	2
13	47	3
14	16	6
14	18	3
14	19	18
14	20	17
14	21	2
14	22	1
14	23	21
14	24	48
14	25	15
14	26	8
14	27	21

Max Len	cost	#lib
14	28	27
14	29	3
14	30	3
14	31	2
14	32	9
14	34	8
14	35	9
14	36	11
14	37	6
14	38	5
14	39	1
14	40	7
14	41	1
14	42	2
14	45	1
15	21	3
15	23	4
15	24	4
15	25	15
15	26	8
15	28	16
15	29	10
15	30	1
15	31	9
15	32	16
15	33	9
15	34	1
15	35	1

Max Len	cost	#lib
15	36	3
15	38	1
15	39	2
15	41	4
15	42	5
15	43	2
15	44	4
15	45	2
16	23	2
16	25	2
16	26	7
16	30	6
16	31	3
16	32	6
16	33	4
16	34	3
16	36	3
16	37	3
16	38	3
16	41	1
16	46	2
16	47	3
16	48	1
16	49	2
17	25	2
17	35	4
18	33	1
18	36	2

Table 13: Table 12 cont.: There are $\#lib$ sub-libraries that can synthesize circuits with maximum length $= MaxLen$ and cost $= cost$.

Max cost	#lib
0	7
1	36
2	69
3	54
4	138
5	51
6	98
7	102
8	94
9	48
10	31
11	72
12	56
13	18

Max cost	#lib
14	57
15	75
16	45
17	23
18	139
19	153
20	52
21	76
22	92
23	56
24	79
25	180
26	230
27	207

Max cost	#lib
28	227
29	202
30	131
31	139
32	229
33	117
34	95
35	99
36	91
37	104
38	69
39	56
40	37
41	33

Max cost	#lib
42	51
43	25
44	14
45	7
46	5
47	10
48	1
49	3
50	4
51	3
52	1
53	2
54	2

Table 14: There are $\#lib$ libraries that can synthesize circuits with maximum cost $= Maxcost$.

Max cost	Len	#lib
0	1	7
1	1	36
2	2	57
2	4	12
3	3	24
3	4	1
3	5	29
4	4	129
4	6	9
5	1	6
5	6	15
5	7	30
6	2	48
6	6	38
6	8	12
7	3	54
7	7	30
7	8	4
7	9	14
8	4	18
8	5	6
8	6	12
8	8	34
8	9	19
8	10	5
9	5	42
9	10	6
10	3	4
10	4	27
11	3	17
11	4	16
11	5	39
12	4	19
12	5	8
12	6	29
13	5	9
13	6	9
14	3	2
14	4	34
14	6	12
14	7	9
15	3	1
15	4	37
15	5	8
15	6	2

Max cost	Len	#lib
15	7	22
15	8	3
15	9	2
16	4	16
16	5	12
16	6	14
16	7	3
17	5	9
17	6	2
17	7	10
17	8	2
18	4	1
18	5	3
18	6	26
18	7	73
18	8	36
19	5	4
19	6	9
19	7	127
19	8	7
19	9	6
20	5	5
20	6	12
20	7	22
20	8	5
20	9	2
20	10	6
21	6	19
21	7	27
21	8	12
21	10	6
21	11	12
22	6	2
22	7	45
22	8	45
23	6	2
23	7	13
23	8	23
23	9	15
23	10	3
24	6	4
24	7	5
24	8	43
24	9	19
24	10	8

Max cost	Len	#lib
25	6	11
25	7	21
25	8	22
25	9	93
25	10	21
25	11	12
26	6	3
26	7	20
26	8	46
26	9	51
26	10	77
26	11	25
26	12	8
27	7	20
27	8	25
27	9	47
27	10	25
27	11	73
27	12	14
27	13	3
28	8	22
28	9	53
28	10	48
28	11	15
28	12	55
28	13	33
28	14	1
29	7	6
29	8	11
29	9	85
29	10	41
29	11	44
29	12	8
29	14	7
30	8	11
30	9	24
30	10	47
30	11	26
30	12	22
30	15	1
31	7	3
31	8	1
31	9	31
31	10	33
31	11	46

Max cost	Len	#lib
31	12	12
31	13	13
32	8	1
32	9	33
32	10	36
32	11	23
32	12	89
32	13	12
32	14	34
32	15	1
33	9	18
33	10	28
33	11	27
33	12	4
33	13	3
33	14	35
33	15	2
34	9	17
34	10	33
34	11	21
34	12	5
34	13	6
34	14	4
34	15	6
34	16	3
35	9	10
35	10	26
35	11	41
35	12	13
35	13	6
35	16	3
36	9	3
36	10	18
36	11	18
36	12	19
36	13	13
36	14	20
37	10	25
37	11	24
37	12	20
37	13	16
37	14	17
37	15	2
38	10	9
38	11	23

Table 15: There are $\#lib$ libraries that can synthesize circuits with maximum cost = $Maxcost$ and length = Len .

Max cost	Len	#lib	Max cost	Len	#lib	Max cost	Len	#lib	Max cost	Len	#lib
38	12	13	40	14	3	43	13	9	47	14	5
38	13	4	40	18	3	43	14	4	48	13	1
38	14	3	41	11	2	44	11	1	49	14	3
38	15	14	41	12	12	44	13	10	50	13	1
38	16	3	41	13	13	44	14	1	50	15	3
39	10	1	41	14	6	44	15	2	51	14	2
39	11	15	42	11	19	45	13	4	51	15	1
39	12	27	42	12	18	45	14	3	52	15	1
39	13	13	42	13	10	46	12	1	53	15	2
40	10	6	42	14	2	46	14	2	54	15	2
40	11	9	42	15	2	46	15	2			
40	12	14	43	11	6	47	12	2			
40	13	2	43	12	6	47	13	3			

Table 16: Table 15 cont.: There are $\#lib$ libraries that can synthesize circuits with maximum cost = $Maxcost$ and length = Len .

two examples from the 1960 universal reversible sub-libraries. Table 15 continued in Table 16 shows the same results as Table 14 with more details on the cost of the circuits synthesized by these sub-libraries.

The above results show that there are 1960 sub-libraries, each can be used as a universal reversible gate library:

1. The sub-library that synthesize the best maximum length circuits is the main library,

$$\{N_1, N_2, N_3, F_{12}, F_{13}, F_{23}, F_{21}, F_{32}, F_{31}, T_{123}, T_{132}, T_{321}\},$$

where the best maximum length = 8 gates with cost = 20 and maximum cost = 23 with circuit length =7.

2. The sub-library that synthesize the best maximum cost circuit is,

$$\{N_1, N_2, N_3, F_{12}, F_{13}, F_{23}, F_{21}, F_{32}, F_{31}, T_{132}, T_{321}\},$$

where the best maximum cost = 22 with circuit length =7 and the maximum length = 9 gates with cost = 11.

3. The sub-library that synthesize the worst maximum length circuits is,

$$\{N_3, F_{32}, F_{31}, T_{123}\},$$

where the worst maximum length = 18 gates with cost = 36 and maximum cost = 40 with circuit length =18.

4. The sub-library that synthesize the worst maximum cost circuit is,

$$\{N_1, F_{12}, T_{123}, T_{321}\},$$

where the worst maximum cost = 54 with circuit length =15 and the maximum length = 16 gates with cost = 49.

Non of the 1960 universal reversible gate libraries can synthesize a circuit with the best maximum cost which is 17 as shown in Table 8. This best maximum cost comes from sub-libraries that are not universal, for example, the sub-library,

$$\{N_1, N_2, F_{13}, F_{23}, F_{31}, T_{123}, T_{321}\},$$

is not universal since it can syntheise circuits for 1151 specifications only, where its best maximum cost = 17 with circuit length =7 and the maximum length = 7 gates with cost = 8.

5 Conclusion

By reducing the representation of the reversible circuit synthesis problem to permutation group, Schreier-Sims Algorithm for the strong generating set-finding problem is used to put tight bounds on the synthesis of 3-bit reversible circuits using the NFT library. Using group-theory algebraic software GAP shows that,

1. The minimum length of a circuit ranges from 1 to 8 gate(s) with average length = 5.865.
2. The maximum length of a circuit ranges from 7 to 18 gates with average length = 14.639.
3. The minimum cost of a reversible circuit ranges from 1 to 17 with average cost = 11.769.
4. The maximum cost of a reversible circuit ranges from 18 to 54 with average cost = 40.759.

The analysis shows that there 1960 universal reversible sub-libraries from the NFT library. The upper and lower bounds on the length of the circuits come from using the universal reversible sub-libraries while the upper bound on the cost of the circuits comes from using the universal reversible sub-libraries, while the lower bounds on the cost of the circuits comes from other sub-libraries which are not necessary universal.

The same sort of analysis is applied to other libraries such as NFP, NFFr, NFPT, NFTr and NFPFr. The tight bounds for these libraries are under preparation.

References

- [1] A. Barenco, C. H. Bennett, R. Cleve, D. P. DiVincenzo, N. Margolus, P. Shor, T. Sleator, J. A. Smolin, and H. Weinfurter. Elementary gates for quantum computation. *Phys. Rev. A*, 52(5):3457–3467, Nov 1995.
- [2] C. Bennett. Logical reversibility of computation. *IBM Journal of Research and Development*, 17(6):525–532, 1973.
- [3] T. Beth and M. Roetteler. Quantum algorithms: Applicable algebra and quantum physics. In *Quantum Information*, pages 96–150. Springer, 2001.
- [4] J.D. Dixon and B. Mortimer Permutation groups. New York: Springer, 1996.
- [5] A. De Vos, B. Desoete, A. Adamski, P. Pietrzak, M. Sibinski, and T. Widerski. Design of reversible logic circuits by means of control gates. In *Proceedings of the 10th International Workshop on Integrated Circuit Design, Power and Timing Modeling, Optimization and Simulation*, pages 255–264, 2000.
- [6] A. De Vos, B. Raa and L. Storme Generating the group of reversible logic gates. *Journal of Physics A: Mathematical and General*, 35(33): 7063–7078, 2002.
- [7] A. De Vos and Y. V. Rentergem From Group Theory to Reversible Computers. *International Journal of Unconventional Computing*, 4(1): 79–88, 2008.
- [8] A. De Vos and S. De Baerdemacker Symmetry Groups for the Decomposition of Reversible Computers, Quantum Computers, and Computers in between. *Symmetry*, 3(2): 305–324, 2011.
- [9] A. De Vos, B. Desoete, F. Janiak, and A. Nogawski. Control gates as building blocks for reversible computers. In *Proceedings of the 11th International Workshop on Power and Timing Modeling, Optimization and Simulation*, pages 9201–9210, 2001.
- [10] G. W. Dueck and D. Maslov. Reversible function synthesis with minimum garbage outputs. In *Proceedings of the 6th International Symposium on Representations and Methodology of Future Computing Technologies*, pages 154–161, 2003.
- [11] E. Fredkin and T. Toffoli. Conservative logic. *International Journal of Theoretical Physics*, 21:219–253, 1982.
- [12] The GAP Group. GAP – Groups, Algorithms, and Programming, Version 4.6.3; 2013. (<http://www.gap-system.org>)

- [13] O. Golubitsky and S.M. Falconer and D. Maslov. Synthesis of the optimal 4-bit reversible circuits. In *Proceedings of the 47th Design Automation Conference*, pages 653-656, 2010.
- [14] J. Gruska. *Quantum Computing*. McGraw-Hill, London, 1999.
- [15] K. Iwama, Y. Kambayashi, and S. Yamashita. Transformation rules for designing CNOT-based quantum circuits. In *Proceedings of the 39th Conference on Design Automation*, pages 419-424. ACM Press, 2002.
- [16] M.I. Kargapolov and Ju.I. Merzljakov Fundamentals of the theory of groups. Berlin: Springer, 1979.
- [17] D. Maslov, G. W. Dueck, and D. M. Miller. Fredkin/Toffoli templates for reversible logic synthesis. In *Proceedings of the ACM/IEEE International Conference on Computer-Aided Design*, page 256, 2003.
- [18] D. Maslov, G. W. Dueck, and D. M. Miller. Simplification of Toffoli networks via templates. In *Proceedings of the 16th Symposium on Integrated Circuits and Systems Design*, page 53, 2003.
- [19] D. Maslov and C. Young and D. M. Miller and G. W. Dueck. Quantum circuit simplification using templates. Design, Automation and Test in Europe, pages 1208-1213, 2005.
- [20] D. Maslov. Reversible logic synthesis benchmarks. [Online]. Available: <http://www.cs.uvic.ca/~dmaslov/>.
- [21] D. M. Miller and G. W. Dueck. Spectral techniques for reversible logic synthesis. In *Proceedings of the 6th International Symposium on Representations and Methodology of Future Computing Technologies*, pages 56-62, 2003.
- [22] D. M. Miller, D. Maslov, and G. W. Dueck. A transformation based algorithm for reversible logic synthesis. In *Proceedings of the 40th Conference on Design Automation*, pages 318-323, 2003.
- [23] M. Nielsen and I. Chuang. *Quantum Computation and Quantum Information*. Cambridge University Press, Cambridge, United Kingdom, 2000.
- [24] K. N. Patel, I. L. Markov, and J. P. Hayes. Efficient synthesis of linear reversible circuits. *arXiv e-Print quant-ph/0302002*, 2003.
- [25] A. K. Prasad and V. V. Shende and K. N. Patel and I. L. Markov and J. P. Hayes. Data structures and algorithms for simplifying reversible circuits. *J. Emerg. Technol. Comput. Syst.*, 2(4), October 2006.
- [26] D. Simon. On the power of quantum computation. In *Proceedings of the 35th Annual Symposium on Foundations of Computer Science*, pages 116-123, 1994.
- [27] A. Seress Permutation Group Algorithms. Cambridge University Press, 2002.
- [28] L. Storme, A. De Vos, G. Jacobs Group Theoretical Aspects of Reversible Logic Gates. *Journal of Universal Computer Science*, 5(5): 307-321, 1999.
- [29] T. Toffoli. Reversible computing. In W. de Bakker and J. van Leeuwen, editors, *Automata, Languages and Programming*, page 632. Springer, New York, 1980. Technical Memo MIT/LCS/TM-151, MIT Lab for Computer Science (unpublished).
- [30] G. Yang, X. Song, W. N.N. Hung, M. A. Perkowski, and C.-J. Seo, Synthesis of reversible circuits with minimal costs. *CALCOLO*, 45:193-206, 2008.
- [31] A. Younes and J. Miller. Representation of Boolean quantum circuits as Reed-Muller expansions. *International Journal of Electronics*, 91(7):431-444, 2004.