

# The Title of Your Manuscript

*First Author*<sup>A</sup>, *Second Author*<sup>A,C</sup>, and *Third Author*<sup>B</sup>

<sup>A</sup> First Address

<sup>B</sup> Second Address

<sup>C</sup> Email: contact author email address

## Abstract:

**Keywords:** Write keywords here

## 1 Introduction

Figure 1: An example figure caption.

Table 1: Example Table

Column 1	Column 2	Column 3
Table Content <sup>a</sup>		

<sup>a</sup>Table footnotes go here.

## Acknowledgments

## References

Smith, A. B., Jones, C. D., Brown, E. F. Year, Journal,  
Volume, Page

# On the Possibility of Habitable Moons in the System of HD 23079: Results from Orbital Stability Studies

*M. Cuntz<sup>A,B</sup>, B. Quarles<sup>A,C</sup>, J. Eberle<sup>A,D</sup>, and A. Shukayr<sup>A</sup>*

<sup>A</sup> Department of Physics, University of Texas at Arlington, Arlington, TX 76019, USA

<sup>B</sup> Corresponding author. Email: cuntz@uta.edu

<sup>C</sup> Present address: Space Science and Astrobiology Division 245-3, NASA Ames Research Center, Moffett Field, CA 94035, USA

<sup>D</sup> Present address: North Lake College, Central Campus, Irving, TX 75038, USA

**Abstract:** The aim of our study is to investigate the possibility of habitable moons orbiting the giant planet HD 23079b, a Jupiter-mass planet, which follows a low-eccentricity orbit in the outer region of HD 23079's habitable zone. We show that HD 23079b is able to host habitable moons in prograde and retrograde orbits, as expected, noting that the outer stability limit for retrograde orbits is increased by nearly 90% compared to that of prograde orbits, a result consistent with previous generalized studies. For the targeted parameter space it was found that the outer stability limit for habitable moons varies between 0.05236 and 0.06955 AU (prograde orbits) and between 0.1023 and 0.1190 AU (retrograde orbits) depending on the orbital parameters of the Jupiter-type planet if a minimum mass is assumed. These intervals correspond to 0.306 and 0.345 (prograde orbits) and 0.583 and 0.611 (retrograde orbits) of the planet's Hill radius. Larger stability limits are obtained if an increased value for the planetary mass  $m_p$  is considered; they are consistent with the theoretically deduced relationship of  $m_p^{1/3}$ . Finally, we compare our results to the statistical formulae of Domingos et al. (2006), indicating both concurrence and limitations.

**Keywords:** astrobiology — instabilities — planetary systems — stars: individual (HD 23079) — stars: late-type

## 1 Introduction

The existence of planets in orbit about solar-type stars is now a well-established observational result. Obviously, the ultimate quest of this type of study is to discover Earth-type planets and moons located in the habitable zones (HZs) of their host stars. Despite a lack of discoveries, the existence of Earth-mass planets, including those hosted by solar-type stars, is strongly implied by various observational findings including the occurrence and mass distribution of close-in super-Earths, Neptunes, and Jupiters (Howard et al. 2010). Measurements by Howard et al. (2010) indicate an increasing planet occurrence with decreasing planetary mass  $m_p$  akin to  $m_p^{-0.48}$ , implying that 23% of stars harbor a close-in Earth-mass planet (ranging from 0.5 to 2.0  $M_\oplus$ ); see also Marcy & Butler (2000) for earlier results. More recent results were given by Wittenmyer et al. (2011); they indicate based on the analysis of 67 solar-type stars that nearly 20% of stars are expected to host planets with a minimum mass of less than 10  $M_\oplus$ .

There is also a range of studies focusing on exosolar moons, especially moons possibly located in stellar HZs. Previous studies on exosolar moons include work by Williams et al. (1997), Barnes & O'Brien (2002), and more recently by, e.g., Kipping et al. (2009), Kaltenegger et al. (2010), and Weidner & Horne (2010). Williams et al. (1997) investigated appropriate orbital parameters of

possible moons, and argued that the moons need to be large enough (i.e.,  $> 0.12 M_\oplus$ ) to retain a substantial and long-lived atmosphere and would also need to possess a significant magnetic field to be continuously habitable. The work by Kipping et al. (2009), Kaltenegger (2010), and Weidner & Horne (2010) focused on the properties and detectability of moons of transiting planets, particularly those which can be detected as part of the Kepler mission. Kipping et al. (2009) pointed out that HZ exomoons down to 0.2  $M_\oplus$  may be detected and approximately 25000 stars could be surveyed for HZ exomoons with Kepler's field of view. Kaltenegger (2010) conveyed that transmission spectroscopy of moons detected as part of the Kepler mission has a unique potential to screen them for habitability in the near future. In addition, Weidner & Horne (2010) explored the limits on the orbits and masses of moons around currently known transiting exoplanets, particularly those discovered by the COROT mission. Recently, Kipping et al. (2013) showed seven possible candidates for transiting exomoons using observations from the Kepler mission.

Additional recent work with implications on the possibility of habitable exomoons were given by Tinney et al. (2011), Robertson et al. (2012), and Heller & Barnes (2013). Tinney et al. (2011) focused on the detection of a gas-giant exoplanet around HD 38283, a G0/G1 V star, in an eccentric orbit with a period of almost exactly one year; a detailed discussion about the potential existence of exomoons and exo-Trojans (see below)

is conveyed by the authors. Another interesting study about gaseous planets about solar-type stars permitting the principal possibility of habitable exomoons was given by Robertson et al. (2012). Heller & Barnes (2013) provide a thorough analysis of exomoon habitability constrained by stellar illumination and tidal heating.

Moon formation scenarios based on a Solar System-like nebula have shown that a mass scaling ratio, which is  $\sim 10^{-4}$ , exists preventing gaseous planets using core-accretion to gain enough material for forming Earth-mass moons (Canup & Ward 2006). However, this has not dissuaded the possibility of gaseous planets from acquiring large Earth-mass moons. Previous studies have indicated that there can be large stability zones for irregular or captured satellites. In the Solar System, Kuiper belt objects (see, e.g., Luu et al. 1997) have demonstrated retrograde motion resulting from formation scenarios with proper conditions (Schlichting & Sari 2008). Moreover, many irregular moons have been discovered where collisions have accreted to substantial sizes (Nesvorný et al. 2003). Currently, the Hunt for Exomoons with Kepler (HEK) (Kipping et al. 2012) has utilized the hypothesis of acquiring Earth-mass exomoons via capture which would most likely be identified as orbiting in retrograde.

Long-term orbital stability in stellar HZs is a necessary condition for the evolution of any form of life, particularly intelligent life. Examples of previous studies on the orbital stability of hypothetical Earth-mass planets in stellar HZs include the work by Gehman et al. (1996), Noble et al. (2002), Menou & Tabachnik (2003), Cuntz et al. (2003), Asghari et al. (2004), Jones et al. (2005, 2006); Jones & Sleep (2010), Kopparapu & Barnes (2010) and Eberle et al. (2011). These studies explore the dynamics of multi-body systems noting that many extrasolar planetary systems contain more than one extrasolar giant planet (EGP), which is of pivotal importance for the orbital stability of possible Earth-mass object(s) in those systems.

For example, in the HD 23079 system, a Jupiter-mass planet is found to orbit the star in the HZ, therefore jeopardizing the existence of habitable terrestrial planets. This system has previously been studied by Dvorak et al. (2004), Schwarz et al. (2007), and Eberle et al. (2011). The study of HD 23079 is of particular interest because (1) the mass and spectral type of the center star is fairly similar to the Sun, (2) the Jupiter-mass planet is found to orbit the star in a nearly circular orbit, and (3) any exomoon of that planet, if such a moon exists, would therefore exhibit a relatively stable climate.

In systems like HD 23079, there is the general possibility of habitable Trojan planets as well as habitable exomoons. A Trojan planet is one that librates around one of the Lagrangian points L4 and L5 of the giant planet. These points lie on the giant planets orbit, ahead (L4) and behind (L5) the planet, each forming an equilateral triangle with the planet and its star. Dvorak et al. (2004) investigated the stability regions of hypothetical terrestrial Trojans librating around L4 and L5 in specific systems, including HD 23079, and obtained relationships between the size of the stability

regions and the orbital parameters of the giant planets, particularly its eccentricity. Schwarz et al. (2007) thereafter identified numerous exoplanetary systems that can harbor Trojan planets in stable orbits. All these systems also provide the opportunity for hosting exomoons around Jupiter-type planets, including exomoons located in stellar HZs. Updated results for HD 23079 given by Eberle et al. (2011) showed that this system is also well suited for the existence of habitable Earth-type Trojans, especially if a generalized stellar HZ is assumed, which in the Solar System corresponds to 0.95 to 1.67 AU from the Sun (Kasting et al. 1993); see Sect. 2.2 for details.

A more recent example of a system with the potential of hosting both exomoons and exo-Trojans in the “habitability phase space” is HD 38283 as described by Tinney et al. (2011). This system is known to possess an EGP around its host star largely or entirely located in the stellar HZ considering that HD 38283b’s orbit is highly eccentric (i.e.,  $e_p \simeq 0.41$ ), a notable difference to HD 23079b considered in the present study. Exomoons and exo-Trojans as companions of gas-giant exoplanets in 0.5–2 AU orbits (somewhat depending on the stellar spectral type) thus offer the possibility of providing circumstellar habitability. Exomoons and/or exo-Trojans may be able to form in-situ or be captured; regarding the latter, examples include the outer satellites of Jupiter and Saturn (e.g., Jewitt & Haghighipour 2007).

In the present study, we focus on the system of HD 23079 with a concentration on the principal possibility of habitable exomoons. Our paper is structured as follows. First, we discuss the stellar and planetary parameters of the HD 23079 system. Next, we comment on the circumstellar habitability of HD 23079. Thereafter, we present our results and discussion, including a detailed statistical analysis of the exomoon orbital stability limits as well as a comparison of our results with the formulae of Domingos et al. (2006). Finally, we convey our summary and conclusions.

## 2 Theoretical Approach

### 2.1 Stellar and Planetary Parameters

HD 23079 has been monitored as part of the Anglo-Australian Planet Search (AAPS) program (Tinney et al. 2002) that is able to perform extrasolar planet detection and measurements with a long-term, systematic radial velocity precision of  $3 \text{ m s}^{-1}$  or better. HD 23079 was identified to host a Jupiter-mass planet in a relatively large and nearly circular orbit. HD 23079 is an inactive main-sequence star; Gray et al. (2006) classified it as F9.5 V (see Table 1; all parameters have their usual meaning), an updated result compared to Houk & Cowley (1975) who found that HD 23079 is intermediate between an F8 and G0 star. Its stellar spectral type corresponds to a mass of  $M = 1.10 \pm 0.15 M_{\odot}$ . The stellar effective temperature and radius are given as  $T_{\text{eff}} = 6030 \pm 52 \text{ K}$  and  $R = 1.106 \pm 0.022 R_{\odot}$ , respectively (Ribas et al. 2003). Thus, HD 23079 is fairly similar to the Sun, though slightly hotter and slightly

more massive. The detected planet (HD 23079b) has a minimum mass of  $m_p \sin i = 2.45 \pm 0.21 M_J$ . Furthermore, it has a semimajor axis of  $a_p = 1.596 \pm 0.093$  AU and an eccentricity of  $e_p = 0.102 \pm 0.031$  (Butler et al. 2006), corresponding to an orbital period of  $P = 730.6 \pm 5.7$  days. The original results by Tinney et al. (2002) indicated very similar planetary parameters.

The orbital parameters of HD 23079b are relatively similar to those of Mars, implying that HD 23079b is orbiting its host star in or near the outskirts of the stellar HZ; see discussion below. The existence of HD 23079b, a planet about two and a half times more massive than Jupiter, makes it difficult for a terrestrial planet to orbit HD 23079 at a similar distance without being heavily affected by the giant planet; see results from previous case studies by Noble et al. (2002) and Yeager et al. (2011) who focused on the dynamics of HD 20782, HD 188015, and HD 210277, which are systems of similar dynamical settings. Concerning HD 23079, previous investigations pertaining to habitable terrestrial Trojan planets were given by Dvorak et al. (2004) and Eberle et al. (2011).

## 2.2 Stellar Habitable Zone

The extent of the HZ of HD 23079 can be calculated following the formalism by Underwood et al. (2003) based on the work by Kasting et al. (1993), while also adopting an appropriate correction for the solar effective temperature used in the definition of solar luminosity,  $L_\odot$ . Underwood et al. (2003) supplied a polynomial fit that allows to compute the extent of the conservative and the generalized HZ based on prescribed values of the stellar luminosity and the stellar effective temperature (see Table 2). Noting that HD 23079 is considerably more luminous than the Sun, it is expected that its HZ is more extended than the solar HZ, for which the inner and outer limit of the generalized HZ were obtained as 0.84 and 1.67 AU, respectively (Kasting et al. 1993).

The generalized HZ is defined as bordered by the runaway greenhouse effect (inner limit), where water vapor enhances the greenhouse effect thus leading to runaway surface warming, and by the maximum greenhouse effect (outer limit), where a surface temperature of 273 K can still be maintained by a cloud-free CO<sub>2</sub> atmosphere. The inner limit of the conservative HZ is defined by the onset of water loss, i.e., the atmosphere is warm enough to allow for a wet stratosphere from where water is gradually lost by photodissociation and subsequent hydrogen loss to space. Furthermore, the outer limit of the conservative HZ is defined by the first CO<sub>2</sub> condensation attained by the onset of formation of CO<sub>2</sub> clouds at a temperature of 273 K.

For HD 23079, the limits of the conservative HZ are given as 1.1378 and 1.6362 AU, whereas the limits of generalized HZ are given as 0.989 and 1.966 AU (see Fig. 1). The limits of the generalized HZ are those employed in our numerical planetary studies<sup>1</sup>. The un-

<sup>1</sup>The physical limits of habitability are much less stringent than implied by the numerical precision of these values; nevertheless, these values were used for checking if the

derlying definition of habitability is based on the assumption that liquid surface water is a prerequisite for life, a key concept that is also the basis of ongoing and future searches for extrasolar habitable planets (e.g., Catanzarite et al. 2006; Cockell et al. 2009). The numerical evaluation of these limits is based on an Earth-type planet with a CO<sub>2</sub>/H<sub>2</sub>O/N<sub>2</sub> atmosphere; see work by Kasting et al. (1993) and subsequent studies.

We point out that concerning the outer edge of habitability, even less conservative limits have been proposed in the meantime (e.g., Forget & Pierrehumbert 1997; Mischna et al. 2000). They are based on the assumption of relatively thick planetary CO<sub>2</sub> atmospheres and invoke strong backwarming that may further be enhanced by the presence of CO<sub>2</sub> crystals and clouds. However, as these limits, which can be as large as 2.4 AU in case of the Sun, depend on distinct properties of the planetary atmosphere, they are not relevant for our study. Nevertheless, we convey this type of limit for the sake of curiosity (see Fig. 1), noting that it has properly been adjusted to 2.75 AU in consideration of the radiative conditions of the planetary host star, HD 23079. Moreover, the significance of this extreme limit has meanwhile been challenged based on detailed radiative transfer simulations (Halevy et al. 2009).

A more thorough investigation of exoplanet and exomoon habitability points to the consideration of additional factors that might influence the facilitation of an habitable environment. Detailed reviews by, e.g., Lammer et al. (2009) and Horner & Jones (2010) indicate the importance of magnetic fields and plate tectonics as well as the prospects for the object of being hydrated as potentially decisive. Exomoons of HD 23079b are expected to be in a fortunate situation from that point of view as one would expect that tidal effects of the EGP on the moon might result in a hot interior, and hence make plate tectonics and a magnetic field more likely. Moreover, if the giant planet had migrated in from beyond the snow line (e.g., Armitage 2007), it could help hydrate the moon.

As part of our evaluation of habitability around HD 23079, we explored whether or not the orbit of HD 23079b is indeed fully located in the HZ of HD 23079. Thus, we calculated the limits of the generalized HZ by also considering the uncertainties in the stellar luminosity and effective temperature while employing the formalism by Underwood et al. (2003) based on second-order polynomials. The stellar luminosity and effective temperature were assumed as  $1.45 \pm 0.08 L_\odot$  and  $6030 \pm 52$  K, respectively. Therefore, the outer limit of the generalized HZ, denoted as HZ-o (gen.), see Table 2, is obtained as  $1.966 \pm 0.054$  AU.

In addition, we calculated the periastron and apastron of HD 23079b, denoted as  $a_{\text{per}}$  and  $a_{\text{ap}}$ , respectively, while also considering the statistical uncertainties in the planetary orbital parameters, i.e., the semimajor axis and eccentricity, given as  $1.596 \pm 0.093$  AU and  $0.102 \pm 0.031$ , respectively (see Table 1). Hence, the values for the periastron and apastron are identified as  $1.432 \pm 0.094$  AU and  $1.758 \pm 0.113$ , respectively (see Table 2). Our analysis shows that the orbit of

Earth-mass planet has left the stellar HZ.

the EGP is almost certainly completely positioned in HD 23079's HZ; the probability for HD 23079b's orbit to be partially outside the generalized HZ is only 5%. It should be also noted that following the study by Williams & Pollard (2002) brief excursions from the stellar HZ do not necessarily nullify planetary habitability because the latter is expected to mainly depend on the average stellar flux received over an entire orbit.

## 3 Results and Discussion

### 3.1 Orbital Stability Simulations

For our simulations of the HD 23079 system, we consider both the observed giant planet HD 23079b and an object of one Earth-mass, i.e.,  $3.005 \times 10^{-6} M_{\odot}$ , which based on our choice of initial conditions is expected to constitute a moon in regard to the giant planet. Consequently, we execute a grid of model simulations by considering different starting conditions for the moon candidate. The method of integration assumes a fourth-order Runge-Kutta integration scheme (Garcia 2000) and an eighth-order Gragg-Bulirsch-Stoer (GBS) integration scheme (Grazier et al. 1996). The code has been extensively tested against known analytical solutions, including the two-body and restricted three-body problem (see Noble et al. 2002; Cuntz et al. 2007; Eberle et al. 2008, for detailed results).

We limit our computations to a simulation time of  $10^6$  yrs and apply a time-step of  $10^{-4}$  yrs for the integration scheme; the latter is found to be fully appropriate. In conjunction with previous investigations of habitable Trojan planets in the HD 23079 system (Eberle et al. 2011), we pursued test simulations comparing the planetary orbits based on three different integration time-steps, which were:  $10^{-3}$ ,  $10^{-4}$  and  $10^{-5}$  yrs. In particular, we evaluated  $\Delta R_{ij}$ , i.e., the magnitude of the difference between the position of the planet when different step sizes of  $10^{-i}$  and  $10^{-j}$  were used. We found no discernible differences in the outcome between models with time-steps of  $10^{-4}$  and  $10^{-5}$  yrs, thus justifying the usage of  $10^{-4}$  as time-step for this type of simulations.

The giant planet always starts out at the 3 o'clock position relative to the star placed at the origin, which is assumed to coincide with its periastron position. The initial condition (i.e., starting velocity) for the orbit of the terrestrial moon is chosen such that it is assumed to be coplanar regarding the motions of the star and the EGP, as well as in a circular orbit about the EGP, although it is evident that it will be significantly affected immediately by gravitational pull of the star, which is expected to prevent from continuing its circular motion. Furthermore, the moon always starts at the 9 o'clock position relative to the giant planet. Our set of models is defined by five values for the semimajor axis  $a_p$  and five values for the eccentricity  $e_p$  of the giant planet, which range from 1.503 to 1.689 AU in increments of 0.0465 and from 0.071 to 0.133 in increments of 0.0155, respectively. For the EGP, we assume its minimum mass value of  $2.45 M_J$  as default. However, for models with  $a_p = 1.596$  AU

and  $e_p = 0.102$ , the mass of the EGP is increased by factors of 1.5 and 2.0.

### 3.2 Derivation of Orbital Stability Limits

In our model simulations we consider both prograde and retrograde orbits of the moon candidate. In the selected coordinate system the giant planet orbits the star in a counter-clockwise sense, which means that for prograde orbits, the moon orbits the giant planet in a counter-clockwise sense as well. Hence, for retrograde orbits, the moon orbits the giant planet in a clockwise sense. The overwhelming majority of our simulations assumes a minimum mass for the giant planet; these models will be the focus of the following methodology.

The identification of model-dependent orbital stability limits for the moon requires a large number of simulations since the stability limits (i.e., maximum radii of possible orbits) can only be determined through trial-and-error. As the selected approach, both for prograde and retrograde orbits, a two-step process is adopted. First, we consider a preliminary  $3 \times 3$  grid for the targeted array of values for the semimajor axis  $a_p$  and eccentricity  $e_p$  of the EGP; for  $a_p$ , they are given as 1.503, 1.596, and 1.689 AU, whereas for  $e_p$ , they are given as 0.071, 0.102, and 0.133.

For each grid value, a simulation time of  $5 \times 10^4$  yrs is used to obtain estimates for the stability limit of each  $(a_p, e_p)$  combination. For each prograde model, we perform a total of 201 simulations, based on intervals for the moon's starting distance with 0.0520 and 0.0720 AU as lower and upper limits, respectively. Thus, the simulations are advanced in increments of  $1 \times 10^{-4}$  AU regarding the moons starting distance. For each retrograde model, we simulate a total of 201 initial conditions as well; here the limits of the intervals for the moon's starting distance are given as 0.1050 and 0.1250 AU. This approach amounts to a total of nearly 3600 simulations for the prograde and retrograde models combined.

To refine our search for orbital stability limits, a second step is implemented involving two aspects, which are: augmenting the preliminary coarse  $3 \times 3$  grid to the full  $5 \times 5$  grid, while also considering substantially longer simulation times for each model, i.e., target timespans of  $10^6$  years. For each  $(a_p, e_p)$  combination, these long-term simulations again utilize intervals for setting the moon's starting distance. For each grid combination, we execute a total of 16 simulations centered at the expected value for the model-dependent orbital stability limit.

For models already part of the preliminary  $3 \times 3$  grid, the expected values for the orbital stability limits are obviously given by the results of the previous short-term computations. For models beyond the preliminary  $3 \times 3$  grid, the expected values for models with intermediate values of semimajor axis (i.e., 1.5495 and 1.6425 AU) are generated through applying a polynomial fitting assuming constant values for  $a_p$  (i.e., 1.503, 1.596, and 1.689 AU). The polynomial fitting process also assisted us in estimating where stability

limits should occur for intermediate values of eccentricity (i.e., 0.0865 and 0.1175).

Our results are given in Tables 3, 4, and 5; for convenience, the data of Table 3 and 4 are also depicted in Figs. 2 and 3. Based on the total number of simulations, it is found that, if the EGP is assumed to possess minimum mass, the stability limit for habitable moons varies between 0.05236 and 0.06955 AU (prograde orbits) and 0.1023 and 0.1190 AU (retrograde orbits) depending on the orbital parameters of the giant planet. By keeping the EGP’s mass and the semimajor axis fixed, expressions are encountered structurally similar to those of Holman & Wiegert (1999); however, with different coefficients naturally related to our particular study.

Somewhat larger stability limits of the candidate moon are obtained if an increased value for the mass of the EGP is considered. Specifically, if the mass of the giant planet is increased by factors of 1.5 and 2.0, the stability limit for prograde orbits increases from 0.05712 to 0.06290 and 0.06940 AU, respectively. Furthermore, for retrograde orbits, the stability limit of habitable moons is found to increase from 0.1109 to 0.1291 and 0.1400 AU, respectively.

### 3.3 Examples

Examples of orbital stability and instability of exomoons around HD 23079b are given in Figs. 4 to 8. The orbital parameters of the giant planet considered in these case studies are  $a_p = 1.596$  AU and  $e_p = 0.102$ ; additionally, the EGP is assumed to be of minimum mass. Figures 4 and 5 indicate that for prograde orbits short-term ( $\simeq 10^4$  years) stability — subsequently confirmed to also constitute long-term stability; see Sect. 3.2 — is found for a separation distance of 0.0574 AU, and instability is found for a separation distance of 0.0576 AU. The escape occurs after only 4442 years. Furthermore, as indicated in Figs. 6 and 7, short-term stability is found for retrograde orbits for a separation distance of 0.1112 AU, whereas instability is found for a separation distance of 0.1113 AU. Here the escape occurs after 3145 years. Figure 8 shows an example of a long-term ( $\simeq 10^6$  years) instability transition for an exomoon in a retrograde orbit. Here we chose two nearby starting positions, i.e., 0.1107 AU and 0.1111 AU, to determine if the choice of initial conditions in this region will largely determine the long-term stability.

Figure 8 (*top panel*) depicts the orbit, within a rotating reference frame, of an exomoon in a retrograde orbit using the 0.1111 AU starting position; the exomoon escapes from the system after 4000 years. Furthermore, we investigated how the semimajor axis (*middle panel*) and eccentricity (*bottom panel*) evolved over time considering these two nearby initial positions. Figure 8 (*middle panel*) shows that the semimajor axis for  $a_m = 0.1107$  AU (depicted as dots) remains relatively constant with minor fluctuations in time for at least  $10^5$  years, whereas the alternative  $a_m$  (depicted as plus symbols) experiences an increase. The subsequent decrease in semimajor axis indicates the loss of the moon due to ejection as also seen in the evolution

of eccentricity.

Figure 8 (*bottom panel*) demonstrates more clearly for a  $10^4$  year timespan the instability transition occurring at 4000 years for the  $a_m = 0.1111$  AU case, exhibiting a similar trend in the value of eccentricity. These simulations were performed with the thoroughly tested GBS integration scheme. Incidentally, in our previous study aimed at habitable Trojan planets (Eberle et al. 2011), we already encountered a by-chance scenario with a habitable moon in a retrograde orbit about the giant planet; it occurred due to a particular set-up of the initial conditions. In this case, the semimajor axis of the exomoon was identified as 0.051 AU, which is consistent with the stability limit attained in our present, more detailed study.

Technically speaking, the results on limits of orbital stability described so far should be referred to as *outer orbital stability limits*. The *inner orbital stability limits* of exomoons in the HD 23079 system are given by the Roche limit of the giant planet; see discussion by Williams (2003) and references therein. The evaluation of the Roche limit typically yields a distance of about 2.45 radii from the central object as stability limit; its assessment requires an approach distinctly separate from the main focus of this paper. The Roche limit is known to depend on, e.g., the radius, oblateness, and density of the primary, and structural and rotational properties of the satellite. In the absence of a more detailed discussion, the inner stability limit for exomoons around HD 23079b can be estimated as about 0.0015 AU; note that this estimate is weakly dependent on the mass of the giant planet.

### 3.4 Statistical Assessments

Another aspect of our investigation concerns the statistical assessment of the orbital stability limits obtained through numerical simulations. Previously, this has been done by applying the criterion of Hill stability (e.g., Hamilton & Burns 1992; Donnison 2010), which often serves as a customary approximation utilized in conjunction with time-dependent simulations to gauge the onset of orbital instability of planets in multi-body systems (e.g., Menou & Tabachnik 2003; Jones et al. 2005; von Bloh et al. 2007), although the Hill stability concept has previously been identified as largely deficient in particular applications (Cuntz & Yeager 2009).

For the parameter space as studied (see Tables 3 and 4) we find that the stability limit for the exomoons varies between 0.05236 and 0.06955 AU (prograde orbits) and between 0.1023 and 0.1190 AU (retrograde orbits) depending on the orbital parameters of the Jupiter-type planet if a minimum mass is assumed. In general, we find that the larger the semimajor axis  $a_p$ , the larger the stability limit. Moreover, we also find that the larger the eccentricity  $e_p$ , the smaller the stability limit.

Guided by the definition of the Hill radius (see Sect. 3.5), we assume that the exomoon’s orbital stability limit  $z_{\text{lim}}$  follows a relationship akin to

$$z_{\text{lim}} = A_0 a_p^\alpha \left( \frac{m_p}{3M} \right)^\gamma (1 - e_p)^\beta, \quad (1)$$

with  $a_p$ ,  $e_p$  and  $m_p$  as defined. The parameters  $A_0$ ,  $\alpha$ ,  $\beta$ , and  $\gamma$  are to be determined from the data obtained by our orbital stability simulations.

First we focus on the case where the EGP is assumed to have minimum mass,  $m_p$ ; this allows us to constrain all parameters but  $\gamma$  (see Table 6). In this case, there are 25 models of prograde orbits and 25 models of retrograde orbits available. Fitting the data yields  $A_0 = 0.296$ ,  $\alpha = 1.02$ , and  $\beta = 0.68$  for the prograde models, and  $A_0 = 0.572$ ,  $\alpha = 0.99$ , and  $\beta = 0.52$  for the retrograde models. As quality checks we assessed the mean and maximum errors obtained for the two data sets as well as the errors for the master models (MMod) given as  $a_p = 1.596$  AU and  $e_p = 0.102$ .

We find that these fits for the prograde and retrograde cases are fully acceptable; the errors are typically  $\lesssim 10\%$  while noting that in the retrograde case the errors are considerably smaller as some stability limits in the prograde case are adversely affected by resonance phenomena (see below). In order to simplify the fits, we pursued tests with  $\alpha = 1.0$  and  $\beta = 0.5$  as well as  $\beta = 1.0$  for the prograde and retrograde cases. Even though these choices were found to be largely inconsequential for the quality of the fits, we elected  $\alpha = 1.0$  and  $\beta = 1.0$  (adjusted fit 2) as our preferred choice for both the prograde and retrograde cases, as it also reflects the functional form of the Hill stability radius (see Sect. 3.5). Additionally, it is found that the preferred fit renders the lowest maximum and MMod errors compared to the best fit and the adjusted fit 1. Moreover, the differences regarding the mean errors between adjusted fit 2 (our preferred choice) and the best fit are also found to be relatively minor.

Some values in Table 3 do not perfectly fit the expected progression of stability limit regarding the surrounding ( $a_p$ ,  $e_p$ ) results. Specifically, we find that for the cases where  $a_p = 1.6425$ , the predicted stability limits would reside near an 11:2 mean motion resonance. Recent studies with the circumbinary planet, Kepler-16b, has shown that the Saturnian planet routinely clears the surrounding stability pockets near the same resonance (Quarles et al. 2012; Popova & Shevchenko 2012). Thus our estimations of the stability limit for this region would be truncated due to this type of behavior. Fortunately, our overall statistics is not considerably impacted by this phenomenon.

As part of our study, the mass of the EGP was increased by factors of 1.5 and 2.0 relative to its minimum mass (see Table 5). This also allows us to deduce the parameter  $\gamma$  (see Eq. 1), which we identified as  $\gamma = 0.309 \pm 0.061$  ( $1\sigma$ ) with  $\sigma_M = 0.031$ , the standard error of the mean. Note that the value of  $\gamma$  as determined does not significantly deviate from the theoretical value of  $\gamma = 1/3$ ; it obviously agrees with the model-dependent value by less than  $1\sigma_M$ .

Another quantity of interest concerning our stability studies is the ratio of orbital stability limits between models of moons in retrograde and prograde orbits, i.e.,

$$\eta = z_{\text{lim}}^{\text{retrograde}} / z_{\text{lim}}^{\text{prograde}}. \quad (2)$$

We find that  $\eta$  is given as  $1.891 \pm 0.094$  for models with EGP's minimum mass; here  $\sigma_M$  is given as 0.019. If the four models with the increased mass of the EGP

are also included,  $\eta$  is identified as  $1.902 \pm 0.098$  with  $\sigma_M = 0.019$ . Thus, in conclusion, the stability limit for exomoons in retrograde orbits is increased by 90% over the stability limit for prograde orbits.

### 3.5 Comparison to Previous Work

Finally, we can also compare the stability limits obtained through our numerical simulations to the results of the fitting formulae given by Domingos et al. (2006) (D06). With  $R_H$  denoting the well-established Hill radius (e.g., Hamilton & Burns 1992), given as

$$R_H \simeq a_p \left( \frac{m_p}{3M} \right)^{1/3} (1 - e_p), \quad (3)$$

where  $a_p$  and  $e_p$  are the semi-major axis and eccentricity of the planetary orbit, respectively, and  $M$  and  $m_p$  are the masses of the star and planet, respectively, the limits of stability for prograde and retrograde orbits of the Earth-mass exomoon are given as

$$z_{\text{lim}}^{\text{prograde}} = 0.4895 (1.0 - 1.0305e_p - 0.2738e_m) R_H \quad (4)$$

and

$$z_{\text{lim}}^{\text{retrograde}} = 0.9309 (1.0 - 1.0764e_p - 0.9812e_m + 0.9446e_p e_m) R_H, \quad (5)$$

respectively, with  $e_m$  denoting the orbital eccentricity of the exomoon.

A simple test of using the D06 formulae for the limiting case of  $e_p \rightarrow 0$  and  $e_m \rightarrow 0$  reveals a promising result: the value of  $\eta$  (D06) is identified as  $0.9309/0.4895 = 1.902$ , which is in perfect agreement with the  $\eta$  value identified for our simulations (see Sect. 3.4).

However, a more appropriate evaluation of the D06 formulation requires the checking of its applicability to the  $z_{\text{lim}}$  values for prograde and retrograde orbits in a separate manner. Thus, we introduce

$$q = z_{\text{lim}}^{\text{D06}} / z_{\text{lim}}^{\text{this work}}. \quad (6)$$

In this regard we find a significantly different outcome for prograde and retrograde models. If  $e_m = 0$  is assumed, no agreements between our numerical simulations and the results of the D06 formulae are attained. However, during orbital instability transitions, the orbital eccentricity of the exomoon is expected to be relatively large, i.e.,  $e_m \rightarrow 1$ ; see, e.g., the analysis by Eberle & Cuntz (2010a).

Therefore, for prograde orbits, if  $e_m = 0.95$  is used, we find  $q = 1.027$  with  $\sigma_M = 9.11 \times 10^{-3}$ . Moreover, if  $e_m = 0.99$  is used, we find  $q = 1.005$  with  $\sigma_M = 9.06 \times 10^{-3}$ . Hence, for prograde orbits, the D06 formula is identified as fully applicable to represent the  $z_{\text{lim}}$  values of orbital stability for exomoons in the HD 23079 system. However, similar tests for retrograde orbits show that the D06 formula is off by about an order of magnitude. Thus, we conclude that the D06 formulation has not been well-tested for parameter sets of the latter kind.

## 4 Summary and Conclusions

The aim of our study was to explore the general possibility of habitable moons in the HD 23079 star-planet system. This system consists of a main-sequence star slightly hotter than the Sun. It also contains a Jupiter-mass planet, HD 23079b, with a minimum mass of  $2.45 M_J$  in a slightly elliptical orbit that is almost certainly completely positioned in HD 23079's HZ. We studied if Earth-mass habitable moons can potentially exist in this system. Thus, we deduced the orbital stability limits of moons orbiting HD 23079b by considering both prograde and retrograde orbits.

The set of models of our study also took into account the observational uncertainties of  $a_p$  and  $e_p$  for HD 23079b, which for the minimum mass case of the EGP resulted in the establishment of a  $5 \times 5$  grid of stability limits for both prograde and retrograde orbits; clearly, a much larger number of models was pursued for the derivation of the stability limits due to the required test simulations given by different exomoon starting distances from the EGP. Moreover, the semimajor axis  $a_p$  of the EGP was varied from 1.503 to 1.689 AU in 0.0465 increments, whereas its eccentricity  $e_p$  was varied from 0.071 to 0.133 in 0.0155 increments. Furthermore, for the master model with  $a_p = 1.596$  AU and  $e_p = 0.102$ , the mass of the EGP,  $m_p$ , was increased by factors of 1.5 and 2.0.

For the minimum mass case of the EGP, the orbital stability limits were found to vary between 0.05236 and 0.06955 AU (prograde orbits) and 0.1023 and 0.1190 AU (retrograde orbits), corresponding 0.306 and 0.345 (prograde orbits) and 0.583 and 0.611 (retrograde orbits) of the EGP's Hill radius. Somewhat larger stability limits for the exomoons were obtained if an increased value for the mass of the Jupiter-type planet was adopted, as expected. Generally, it was found that the larger the semimajor axis  $a_p$ , the larger the stability limit. It was also found that the larger the eccentricity  $e_p$ , the smaller the stability limit. A small number of exceptions was identified when the orbital motion of the exomoon was affected by resonances. Also note that the limits as deduced constitute, technically speaking, outer orbital stability limits; the inner limits of orbital stability are, in essence, given by the EGP Roche limit.

Another element of our study was the derivation of the functional dependencies of the orbital stability limits on the EGP parameters based on  $z_{\text{lim}} \propto a_p^\alpha m_p^\beta (1 - e_p)^\gamma$  guided by the customary notion of Hill stability. Based on our simulations, we adopted  $\alpha = 1$ ,  $\beta = 1$ , and  $\gamma = 1/3$  for both prograde and retrograde orbits, which is in agreement with the functional dependencies of the Hill stability radius. In addition, we also found that the stability limits for prograde orbits were in perfect agreement with the analytical formula of Domingos et al. (2006). However, no such agreement was identified for retrograde orbits, which is most likely attributable to that the formula for retrograde satellite motion of Domingos et al. (2006) may be inapplicable for  $e_p \rightarrow 0$  and  $e_m \rightarrow 1$ .

A further quantity considered in our study concerns the ratio of orbital stability limits between models of moons in retrograde and prograde orbits  $\eta$  (see

Eq. 2). According to our model simulations, we found that  $\eta$  is given as 1.902 with  $\sigma_M = 0.019$ . Thus, on average, the stability limit for retrograde orbits is increased by 90% compared to the limit of stability for prograde orbits. This result is, in principle, consistent with the previous study by Jefferys (1974) who explored the orbital stability of the restricted 3-body problem based on the usage of Henon stability maps. He identified considerably broader stability regions for the massless particle-type object if a retrograde instead of a prograde orbit about the primary object was assumed.

Another example for significantly increased stability limits for retrograde orbits has been given by Eberle & Cuntz (2010b). They pursued a theoretical investigation of a previous observational finding about the  $\nu$  Octantis binary system (Ramm et al. 2009) that indicates the possible existence of a Jupiter-mass planet, although the planet appears to be located outside the zone of orbital stability. Based on detailed numerical studies, Eberle & Cuntz (2010b) argued that the Jupiter-mass may be in a retrograde orbit relative to the motion of the binary components, which would allow the planet to be orbitally stable. Additional results in line with this reasoning have recently been given by Quarles et al. (2012) and Goździewski et al. (2013).

The study of exomoons is currently receiving heightened attention because of the ongoing Kepler mission. For example, recent work by Kipping et al. (2009) addressed the detectability of moons of transiting planets, including those that are expected to be detected by Kepler or photometry of approximately equal quality. These studies convey both the predicted transit timing signal amplitudes and the estimated uncertainties on such measurements to provide realistic confidence levels for the detection of such bodies for a broad spectrum of orbital arrangements. They concluded that HZ exomoons down to  $0.2 M_\oplus$  may be detectable and approximately 25000 stars could be surveyed for HZ exomoons with Kepler's field of view. Moreover, Kipping et al. (2013) recently presented seven possible candidates for transiting exomoons using observations from the Kepler mission. Previously, Kaltenegger (2010) discussed the possibility of screening the atmospheres of exomoons for habitability based on the concept of biomarkers. These investigations will potentially allow identifying the existence of habitable exomoons around different types of stars, which will allow contesting results and predictions from earlier studies by Williams et al. (1997), Barnes & O'Brien (2002), and more recently by Kipping et al. (2009), Kaltenegger (2010), Weidner & Horne (2010), Robertson et al. (2012), Heller & Barnes (2013), and others.

This study complements a previous investigation by our research group, given by Eberle et al. (2011), that showed that the HD 23079 star-planet system is also a suitable candidate for hosting habitable Trojan planets.



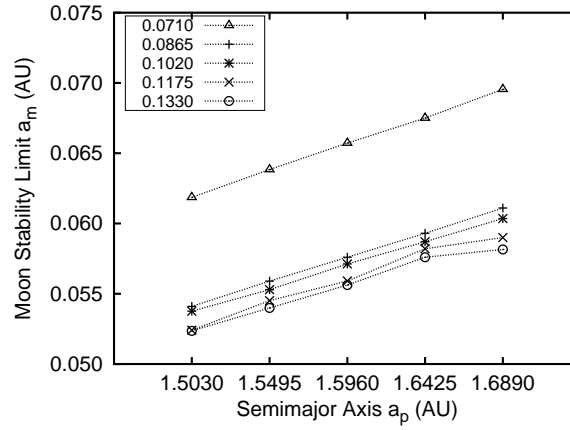


Figure 2: Depiction of orbital stability limits of habitable moons for prograde orbits; see Table 3 for data information. The data are grouped in regard to the EGP's eccentricity  $e_p$ .

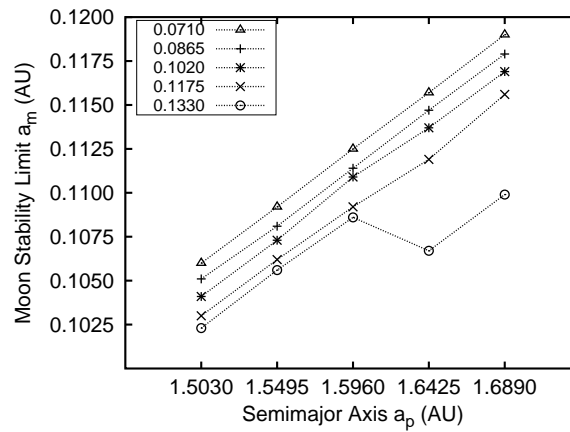


Figure 3: Depiction of orbital stability limits of habitable moons for retrograde orbits; see Table 4 for data information. The data are grouped in regard to the EGP's eccentricity  $e_p$ .

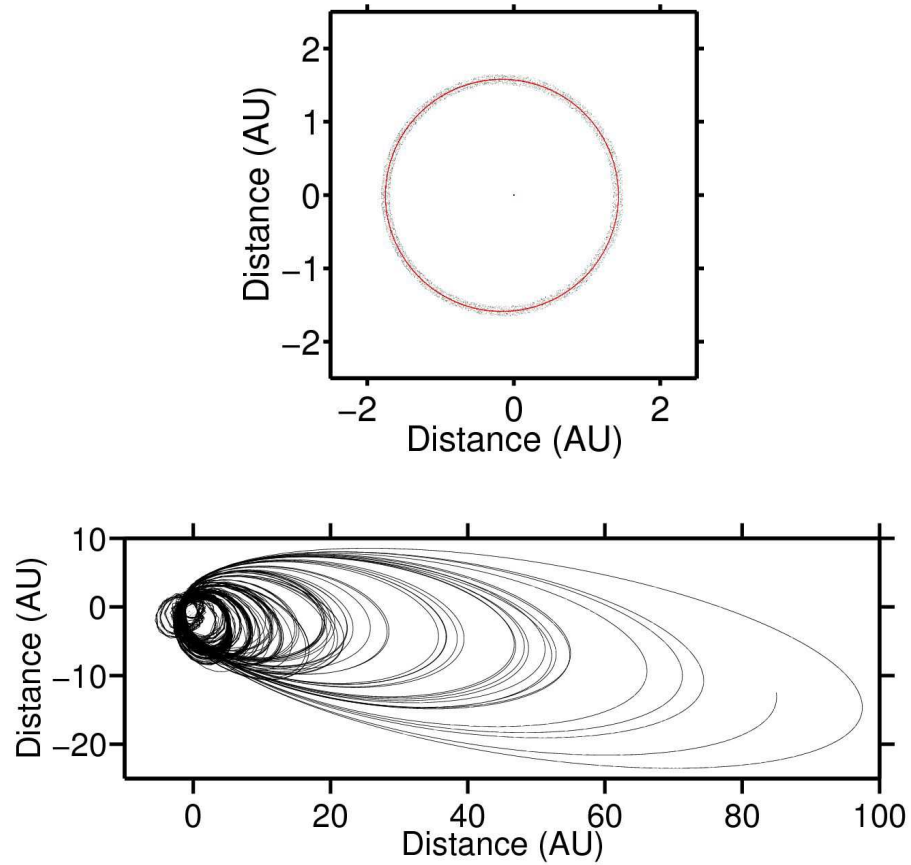


Figure 4: Orbital stability simulations for the moon assumed to orbit HD 23079b (red line) for an elapsed simulation time of  $10^4$  years. The orbital parameters of the planet are given as  $a_p = 1.596$  AU and  $e_p = 0.102$ . The moon has been placed in a prograde orbit about the planet with its starting distance given as 0.0574 AU (top) and 0.0576 AU (bottom).

Table 1: Stellar and Planetary Parameters

Parameter	Value	Reference
Spectral Type	F9.5 V	Gray et al. (2006)
RA	3 <sup>h</sup> 39 <sup>m</sup> 43.0952 <sup>s</sup>	ESA (1997) <sup>a,b</sup>
DEC	− 52° 54′ 57.017″	ESA (1997) <sup>a,b</sup>
$T_{\text{eff}}$ (K)	6030 ± 52	Ribas et al. (2003)
$R$ ( $R_{\odot}$ )	1.106 ± 0.022	Ribas et al. (2003)
$M$ ( $M_{\odot}$ )	1.10 ± 0.15	<sup>c</sup>
$M_V$	4.42 ± 0.05	ESA (1997) <sup>a,b,d</sup>
$M_{\text{bol}}$	4.25 ± 0.05	ESA (1997) <sup>a,b,d</sup>
Distance (pc)	34.60 ± 0.67	ESA (1997) <sup>a,b,d</sup>
$m_p \sin i$ ( $M_J$ )	2.45 ± 0.21	Butler et al. (2006)
$P$ (days)	730.6 ± 5.7	Butler et al. (2006)
$a_p$ (AU)	1.596 ± 0.093	Butler et al. (2006)
$e_p$	0.102 ± 0.031	Butler et al. (2006)

<sup>a</sup>data from SIMBAD, see <http://simbad.u-strasbg.fr>

<sup>b</sup>adopted from the *Hipparcos* catalogue

<sup>c</sup>based on spectral type

<sup>d</sup>based on parallax  $28.90 \pm 0.56$  mas

Table 2: Orbit of the EGP and HZ

Parameter	Value	$\sigma$
$a_{\text{per}}$	1.432	0.094
$a_{\text{ap}}$	1.758	0.113
HZ-i (gen.)	0.989	0.027
HZ-i (cons.)	1.138	0.031
HZ-o (cons.)	1.636	0.044
HZ-o (gen.)	1.966	0.054

Note: All data are given in units of AU.

Table 3: Stability Limits of Habitable Moons; Prograde Orbits

$e_p$	$a_p$				
...	1.5030	1.5495	1.5960	1.6425	1.6890
...	(AU)	(AU)	(AU)	(AU)	(AU)
0.0710	0.06186	0.06384	0.06572	0.06750	0.06955
0.0865	0.05410	0.05590	0.05760	0.05930	0.06110
0.1020	0.05376	0.05529	0.05712	0.05870	0.06035
0.1175	0.05241	0.05451	0.05591	0.05820	0.05900
0.1330	0.05236	0.05399	0.05562	0.05760	0.05815

Note:  $a_p$  is given in units of AU. The stability limits represent maximum radii for the orbits.

Table 4: Stability Limits of Habitable Moons; Retrograde Orbits

$e_p$	$a_p$				
...	1.5030	1.5495	1.5960	1.6425	1.6890
...	(AU)	(AU)	(AU)	(AU)	(AU)
0.0710	0.1060	0.1092	0.1125	0.1157	0.1190
0.0865	0.1051	0.1081	0.1114	0.1147	0.1179
0.1020	0.1041	0.1073	0.1109	0.1137	0.1169
0.1175	0.1030	0.1062	0.1092	0.1119	0.1156
0.1330	0.1023	0.1056	0.1086	0.1067	0.1099

Note:  $a_p$  is given in units of AU. The stability limits represent maximum radii for the orbits.

Table 5: Stability Limits of Habitable Moons for Different EGP Masses

Mass of EGP	Prograde Orbit	Retrograde Orbit
$1.0 \times m_p$	0.05712	0.1109
$1.5 \times m_p$	0.06290	0.1291
$2.0 \times m_p$	0.06940	0.1400

Note: The simulations are given for  $a_p = 1.596$  AU and  $e_p = 0.102$ . All data are given in units of AU. The stability limits represent maximum radii for the orbits.

Table 6: Functional Parameters of  $z_{\text{lim}}$ , Error Analysis

Model	Type	$A_0$	$\alpha$	$\beta$	Mean Error	Max. Error	MMod Error
...	...	...	...	...	%	%	%
Prograde Orbits	best fit	0.296	1.02	0.68	2.5	11.4	3.2
Prograde Orbits	adjusted fit 1	0.293	1.00	0.50	2.8	11.9	3.7
Prograde Orbits	adjusted fit 2	0.309	1.00	1.00	2.5	10.4	1.9
Retrograde Orbits	best fit	0.572	0.99	0.52	0.5	4.6	3.5
Retrograde Orbits	adjusted fit 1	0.568	1.00	0.50	0.5	4.7	3.6
Retrograde Orbits	adjusted fit 2	0.600	1.00	1.00	1.1	3.0	1.9

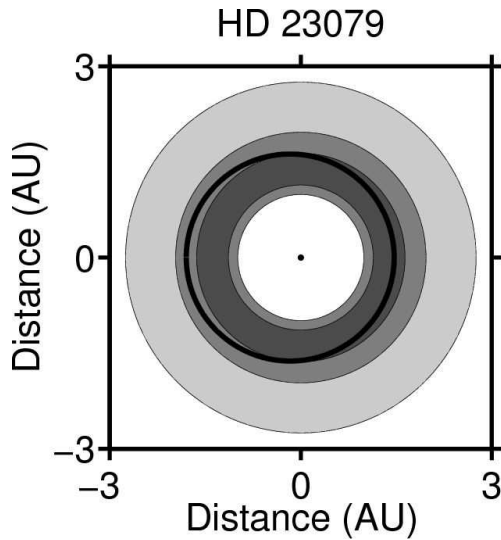


Figure 1: Extent of the HZ for HD 23079, defined by its conservative limits (dark gray) and generalized limits (medium gray). In addition, we depict the outer limit of an extreme version of the generalized HZ (light gray) following the work by Mischna et al. (2000), although this limit may still be controversial. The orbit of HD 23079b is depicted by a thick solid line.

## Acknowledgments

This work has been supported by the SETI institute (M. C.), the U.S. Department of Education under GAANN Grant No. P200A090284 (B. Q., J. E.), and by the University of Texas at Arlington through its Research Enhancement Program (M. C., A. S.).

## References

- Armitage, P. J., 2007, *ApJ*, 665, 1381
- Asghari, N., et al., 2004, *A&A*, 426, 353
- Barnes, J. W. & O'Brien, D. P., 2002, *ApJ*, 575, 1087
- Butler, R. P., et al., 2006, *ApJ*, 646, 505
- Canup, R. M. & Ward, W. R., 2006, *Nature*, 441, 834
- Catanzarite, J., Shao, M., Tanner, A., Unwin, S. & Yu, J., 2006, *PASP*, 118, 1319
- Cockell, C. S., et al., 2009, *Astrobiology*, 9, 1
- Cuntz, M., von Bloh, W., Bounama, C. & Franck, S., 2003, *Icarus*, 162, 214
- Cuntz, M. & Yeager, K. E., 2009, *ApJ*, 697, L86
- Cuntz, M., Eberle, J. & Musielak, Z. E., 2007, *ApJ*, 669, L105

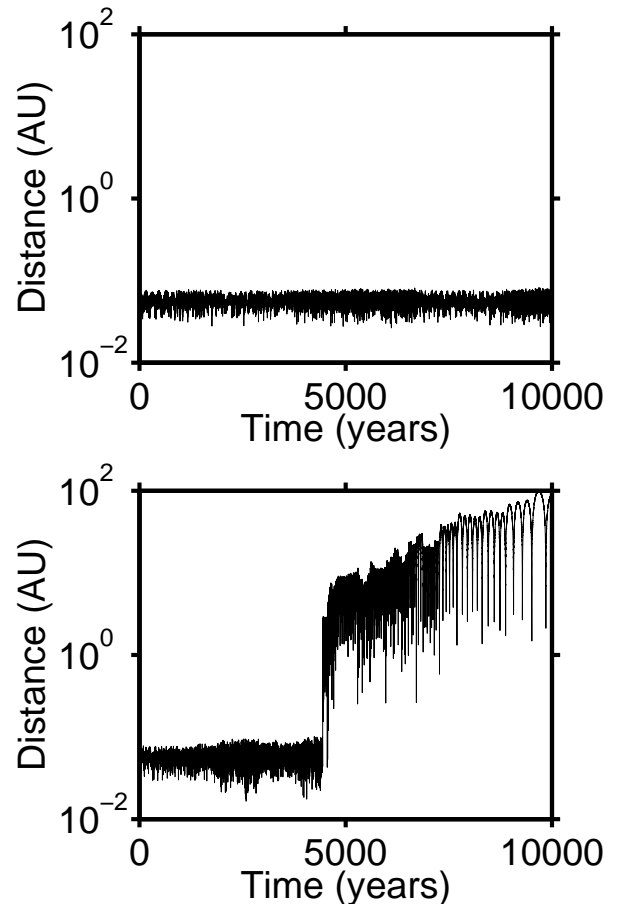


Figure 5: Separation distance of the moon from HD 23079b for the orbital stability study depicted in Fig. 4. Note that the moon has been placed in a prograde orbit about the planet with its starting distance given as 0.0574 AU (top) and 0.0576 AU (bottom).

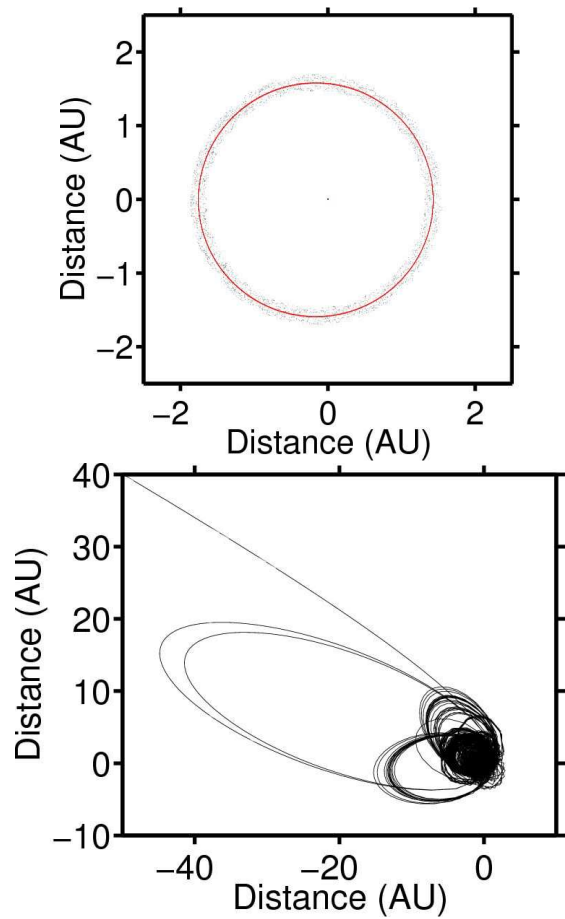


Figure 6: Orbital stability simulations for the moon assumed to orbit HD 23079b (red line) for an elapsed simulation time of  $10^4$  years. The orbital parameters of the planet are given as  $a_p = 1.596$  AU and  $e_p = 0.102$ . The moon has been placed in a retrograde orbit about the planet with its starting distance given as 0.1112 AU (top) and 0.1113 AU (bottom).

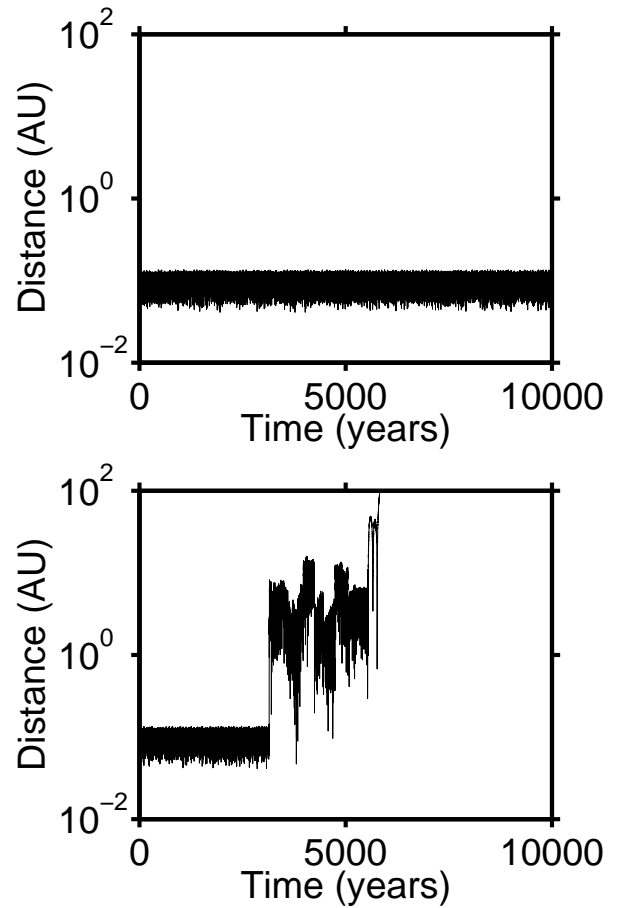


Figure 7: Separation distance of the moon from HD 23079b for the orbital stability studies depicted in Fig. 6. Note that the moon has been placed in a retrograde orbit about the planet with its starting distance given as 0.1112 AU (top) and 0.1113 AU (bottom).

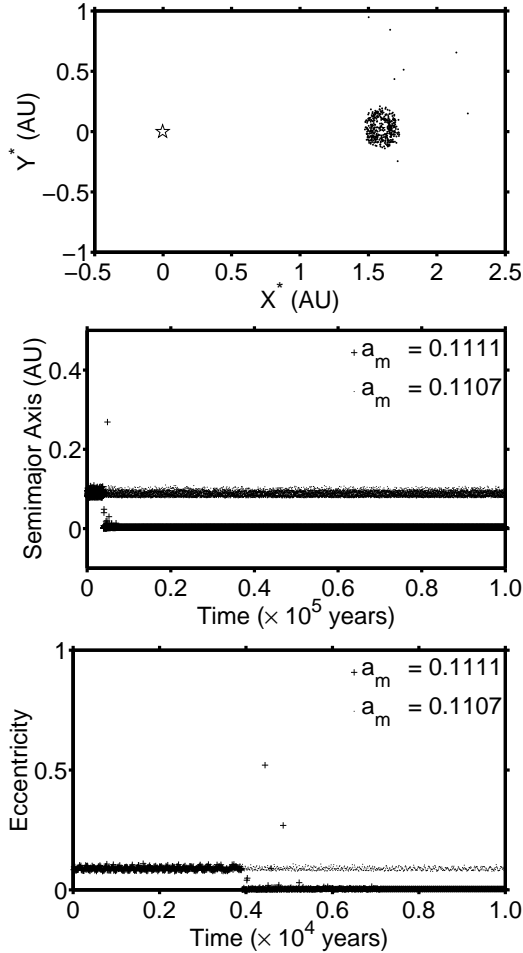


Figure 8: Orbital stability simulations for the moon assumed to orbit HD 23079b (small five-side star). The orbital parameters of the EGP are given as  $a_p = 1.596$  AU and  $e_p = 0.102$ . The moon has been placed in a retrograde orbit within a rotating reference frame about the planet with its starting distance given as 0.1111 AU (top). Time series of the semimajor axis (middle) and eccentricity (bottom) are shown with respect to the designated starting distance in a retrograde orbit.

- Domingos, R. C., Winter, O. C., & Yokoyama, T. 2006, MNRAS, 373, 1227 (D06)
- Donnison, J. R., 2010, MNRAS, 406, 1918; Erratum 407, 1360
- Dvorak, R., Pilat-Lohinger, E., Schwarz, R. & Freistetter, F., 2004, A&A, 426, L37
- Eberle, J. & Cuntz, M., 2010a, A&A, 514, A19
- Eberle, J. & Cuntz, M., 2010b, ApJ, 721, L168
- Eberle, J., Cuntz, M. & Musielak, Z. E., 2008, A&A, 489, 1329
- Eberle, J., Cuntz, M., Quarles, B. & Musielak, Z. E., 2011, Int. J. Astrobiol., 10, 325
- European Space Agency 1997, The Hipparcos and Tycho Catalogues (SP-1200) (Noordwijk: ESA)
- Forget, F. & Pierrehumbert, R. T., 1997, Science, 278, 1273
- Garcia, A. L., 2000, Numerical Methods for Physics, 2nd edn. (Upper Saddle River: Prentice Hall)
- Gehman, C. S., Adams, F. C. & Laughlin, G., 1996, PASP, 108, 1018
- Goździewski, K., Słonina, M., Migaszewski, C. & Rozenkiewicz, A., 2013, MNRAS, 430, 533
- Gray, R. O., Corbally, C. J., Garrison, R. F., McFadden, M. T., Bubar, E. J., McGahee, C. E., O'Donoghue, A. A. & Knox, E. R., 2006, AJ, 132, 161
- Grazier, K. R., Newman, W. I., Varadi, F., Goldstein, D. J. & Kaula, W. M., 1996, AAS DDA Meeting 27, BAAS, 28, 1181
- Halevy, I., Pierrehumbert, R. T. & Schrag, D. P., 2009, J. Geophys. Res., 114, D18112
- Hamilton, D. P. & Burns, J. A., 1992, Icarus, 96, 43
- Heller, R. & Barnes, R., 2013, Astrobiology, 13, 18
- Holman, M. J. & Wiegert, P. A., 1999, AJ, 117, 621
- Horner, J. & Jones, B. W., 2010, Int. J. Astrobiol., 9, 273
- Howard, A. W., Marcy, G. W., Johnson, J. A., Fischer, D. A., Wright, J. T., Isaacson, H., Valenti, J. A., Anderson, J., Lin, D. N. C. & Ida, S., 2010, Science, 330, 653
- Houk, N. & Cowley, A. P., 1975, Michigan Catalog of Two-Dimensional Spectral Types for the HD Stars, Vol. 1 (Ann Arbor: University of Michigan)
- Jefferys, W. H., 1974, AJ, 79, 710
- Jewitt, D. & Haghighipour, N., 2007, ARA&A, 45, 261
- Jones, B. W. & Sleep, P. N., 2010, MNRAS, 407, 1259

- Jones, B. W., Underwood, D. R. & Sleep, P. N., 2005, *ApJ*, 622, 1091
- Jones, B. W., Sleep, P. N. & Underwood, D. R., 2006, *ApJ*, 649, 1010
- Kaltenegger, L., 2010, *ApJ*, 712, L125
- Kasting, J. F., Whitmire, D. P. & Reynolds, R. T., 1993, *Icarus*, 101, 108
- Kipping, D. M., Fossey, S. J. & Campanella, G., 2009, *MNRAS*, 400, 398
- Kipping, D. M., Bakos, G. Á., Buchhave, L., Nesvorný, D. & Schmitt, A., 2012, *ApJ*, 750, A115
- Kipping, D. M., Hartman, J., Buchhave, L. A., Schmitt, A. R., Bakos, G. Á. & Nesvorný, D., 2013, arXiv:1301.1853
- Kopparapu, R. K. & Barnes, R., 2010, *ApJ*, 716, 1336
- Lammer, H., et al., 2009, *A&A Rev.*, 17, 181
- Luu, J., Marsden, B. G., Jewitt, D., Trujillo, C. A., Hergenrother, C. W., Chen, J. & Offutt, W. B. 1997, *Nature*, 387, 573
- Marcy, G. W. & Butler R. P., 2000, *PASP*, 112, 137
- Menou, K. & Tabachnik, S., 2003, *ApJ*, 583, 473
- Mischna, M. A., Kasting, J. F., Pavlov, A. & Freedman, R., 2000, *Icarus*, 145, 546
- Nesvorný, D., Alvarelos, J. L. A., Dones, L. & Levison, H. F., 2003, *AJ*, 126, 398
- Noble, M., Musielak, Z. E. & Cuntz, M., 2002, *ApJ*, 572, 1024
- Popova, E. A. & Shevchenko, I. I., 2012, arXiv:1207.0101
- Quarles, B., Cuntz, M. & Musielak, Z. E., 2012, *MNRAS*, 421, 2930
- Ramm, D. J., Pourbaix, D., Hearnshaw, J. B. & Komonjinda, S., 2009, *MNRAS*, 394, 1695
- Ribas, I., Solano, E., Masana, E. & Giménez, A., 2003, *A&A*, 411, L501
- Robertson, P., Endl, M., Cochran, W. D., MacQueen, P. J., Wittenmyer, R. A., Horner, J., Brugamyer, E. J., Simon, A. E., Barnes, S. I. & Caldwell, C., 2012, *ApJ*, 749, A39
- Schlichting, H. E. & Sari, R., 2008, *ApJ*, 686, 741
- Schwarz, R., Dvorak, R., Súli, Á. & Érdi, B., 2007, *A&A*, 474, 1023
- Tinney, C. G., Butler, R. P., Marcy, G. W., Jones, H. R. A., Penny, A. J., McCarthy, C. & Carter, B. D., 2002, *ApJ*, 571, 528
- Tinney, C. G., Wittenmyer, R. A., Butler, R. P., Jones, H. R. A., O'Toole, S. J., Bailey, J. Carter, B. D. & Horner, J., 2011, *ApJ*, 732, A31
- Underwood, D. R., Jones, B. W. & Sleep, P. N., 2003, *Int. J. Astrobiol.*, 2, 289
- von Bloh, W., Bounama, C. & Franck, S., 2007, *Planet. Space Sci.*, 55, 651
- Weidner, C. & Horne, K., 2010, *A&A*, 521, A76
- Williams, I. P., 2003, *Cel. Mech. Dyn. Astron.*, 87, 13
- Williams, D. M., Kasting, J. F. & Wade, R. A., 1997, *Nature*, 385, 234
- Williams, D. M. & Pollard, D., 2002, *Int. J. Astrobiol.*, 1, 61
- Wittenmyer, R. A., Tinney, C. G., Butler, R. P., O'Toole, S. J., Jones, H. R. A., Carter, B. D., Bailey, J. & Horner, J., 2011, *ApJ*, 738, A81
- Yeager, K. E., Eberle, J. & Cuntz, M., 2011, *Int. J. Astrobiol.*, 10, 1