

Instability of colliding metastable strings

Takashi Hiramatsu¹, Minoru Eto², Kohei Kamada³, Tatsuo Kobayashi⁴ and Yutaka Ookouchi^{4,5}

¹ *Yukawa Institute for Theoretical Physics, Kyoto University, Kyoto 606-8502, Japan*

² *Department of Physics, Yamagata University, Yamagata 990-8560, Japan*

³ *Deutsches Elektronen-Synchrotron DESY, Notkestraße 85, D-22607 Hamburg, Germany*

⁴ *Department of Physics, Kyoto University, Kyoto 606-8502, Japan*

⁵ *The Hakubi Center for Advanced Research, Kyoto University, Kyoto 606-8302, Japan*

We investigate the collision dynamics of two metastable strings which can be viewed as tube-like domain walls with winding numbers interpolating a false vacuum and a true vacuum. We find that depending on the relative angle and speed of two strings, instability of strings increases and the false vacuum is filled out by rapid expansion of the strings or of a remnant of the collision.

PACS numbers: 98.80.-k

I. INTRODUCTION

It is becoming a growing consensus that the string landscape is one of the key concepts to reveal the early universe [1, 2]. It suggests that vacuum structure of a field theory itself would be quite involved. Recently, inspired by this idea, a false vacuum has been widely exploited in phenomenological model building. In particular, there were drastic progresses on the supersymmetry breaking and its applications to phenomenology. (See [3, 4] for reviews.) Quite remarkably, in a wide class of models, a false vacuum is selected via a symmetry breaking associated with topological soliton formation. A soliton is an energetic impurity in the false vacuum, which causes inhomogeneous false vacuum decay by a semiclassical process: Since the energy at the core of a soliton is high, if a lower vacuum exists, the configuration of a field in the core may roll over the potential hill toward the lower vacuum and transform to tube-like object. As the lower vacuum is energetically favored, the core of the tube-like soliton may start to expand immediately [5–9], depending on the parameters. In this case, the Universe is filled by the true vacuum via rapid expansion of the unstable soliton.

A cosmic string is one of the key solitons to probe information of the early universe or to prove (or exclude) a phenomenological model [10]. A fascinating aspect of the cosmic string is to make a string network. Short closed strings are broken off from a long string and are constantly losing the energy by, for example, gravitational wave or Nambu-Goldstone boson radiation. Then, it is believed that the energy fraction of the string finally reaches so-called the scaling regime. In making such a network, reconnection of strings that occurs frequently plays a crucial role. Therefore, it is important to investigate the dynamics of reconnection of (metastable) tube-like solitons. In this paper, we firstly show that a metastable string has the maximum winding number for stability, depending on the parameters of the potential. Then, we claim that even if solitons are metastable against rolling over the potential with an appropriate parameter choice, reconnection of such strings drastically increases instability and can induce inhomogeneous vacuum decay at the moment of the reconnection. We investigate stability/instability conditions for the strings under the reconnection by changing the relative velocity and the relative angle of two strings.

Here, we focus on a simple single field model with a false vacuum and a true vacuum. This is partially because the reconnection process is highly involved and is not easy to analyze complicated models with two or more fields by computer simulations in reliable precision. At any rate, it is very useful to reveal novel phenomena by exploiting a simple model which would be shared by a wide class of theories.

The organization of this paper is as follows. In section II, we set up the model and show numerical solutions for metastable global strings. In section III, by using approximations, we estimate the maximum winding number of a metastable string and study analytically instability of colliding two strings. In section IV, we investigate the dynamics of colliding strings by simulations. We survey parameter dependence of instability by varying the angle and relative speed of the strings. Section V is devoted to conclusions and discussions. In Appendix A, we explain our scheme for numerical studies.

II. SET-UP OF MODEL AND GLOBAL STRING

To illustrate growing instability of metastable strings under reconnections and show generality of such phenomena, we consider a simple single field model with false and true vacua. This is an ideal example to demonstrate various aspects of the collision dynamics of two metastable solitons which would be common in a wide class of models. The

Lagrangian of a complex scalar field X which carries a charge of global $U(1)$ symmetry is given by

$$\mathcal{L} = |\partial_\mu X|^2 + V(X). \quad (1)$$

We engineer a false vacuum and a true vacuum by employing the following sixth order of the potential,

$$V(X) = \mu^2 |X|^2 \left(\delta + \frac{1}{M^4} (|X|^2 - \eta^2)^2 \right), \quad (2)$$

where δ is a dimension-less constant determining the amplitude of a local minimum of $V(X)$ at $X \neq 0$. This potential has the global minimum at $X = 0$ where $V = 0$, a local maximum at $X = X_{\max}$, and a local minimum at $X = X_{\min}$, which are given by

$$\begin{aligned} V_{\min} = V(X_{\min}) &= \eta^4 \frac{2\epsilon^2 \zeta^4}{27} (c+2)^2 (1-c), & V_{\max} = V(X_{\max}) &= \eta^4 \frac{2\epsilon^2 \zeta^4}{27} (c-2)^2 (c+1), \\ |X_{\min}| &= \eta \sqrt{\frac{2+c}{3}}, & |X_{\max}| &= \eta \sqrt{\frac{2-c}{3}}, \end{aligned} \quad (3)$$

where we introduced several dimension-less quantities, $c = \sqrt{1 - 3\delta/\zeta^4}$, $\zeta = \eta/M$ and $\epsilon = \mu/\eta$. Figure 1 shows the schematic picture of this potential. The Euler-Lagrange equation we solve in section IV for simulations of colliding strings is given by

$$\frac{\partial^2 X}{\partial t^2} - \Delta X + \frac{dV}{dX^*} = 0. \quad (4)$$

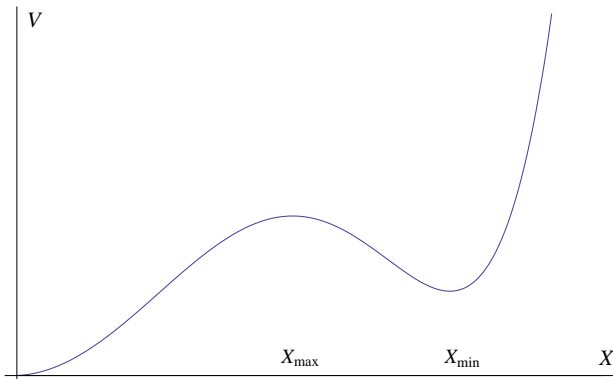


FIG. 1: The sixth order of potential Eq. (2). On the false vacuum at $X = X_{\min}$, the global $U(1)$ symmetry is spontaneously broken.

In the false vacuum, the global $U(1)$ symmetry is spontaneously broken. We simply assume that a global string is formed. Consider a static cylindrical solution of the field equation in the cylindrical coordinate, (r, θ, z) . First we decompose X into the radial and angular parts,

$$X = \eta R(r) e^{in\theta} \quad (n = 1, 2, 3, \dots). \quad (5)$$

Then the explicit form of the equation of $R(r)$ is obtained from Eq. (4)

$$\frac{\partial^2 R}{\partial x^2} + \frac{1}{x} \frac{\partial R}{\partial x} - \frac{n^2}{x^2} R = (\delta + \zeta^4) R + \zeta^4 (3R^5 - 4R^3), \quad (6)$$

where $x = \epsilon r \eta$. We look for the solution where the scalar field in the interior of the string stays in the true vacuum, and that stays in the meta-stable vacuum at the exterior. That is, such a solution should satisfy $R = 0$ at $x = 0$ and $R \rightarrow R_{\min}$ at $x \rightarrow \infty$.

Here we emphasize that there can be (meta)stable tube-like solution. Since the string core has lower energy density than that of its exterior, larger string radius seems to be favorable for the system, which predicts the roll-over process. However, there must be the domain wall between its core and exterior, whose energy becomes larger for larger string

radius. As a result, there arises a (meta)stable tube-like solution, depending on the parameters. We will see it in more detail in the next section.

The static axial-symmetric solutions can be obtained by solving Eq. (6) with the successive over-relaxation method with the relaxation factor $\omega = 1.0, 0.5$ and 0.3 for $n = 1, 2, 3$, respectively. See Sec. A for details of our numerical schemes. Using the boundary conditions $R(r_b) = R_{\min}$ and $R(0) = 0$, we find the stable solutions. In Fig. 2, we plot the field configurations (left panel) and the potential energies (right panel) of the numerical solutions with $\epsilon = 0.1, \zeta = 4.0$ and $\delta = 1.0$ for $n = 1, 2, 3$. We confirmed that the field configurations are insensitive to the position of boundary, r_b , as long as it is sufficiently far from the domain wall. At the region where the potential energy becomes a peak, there is a domain wall which is the surface of the tube/cylinder. It is found that the radius of the tube/cylinder depends on the winding number, n , and the higher-winding solution tends to be thicker. Moreover, the thickness of the domain wall is quite insensitive to the winding number.

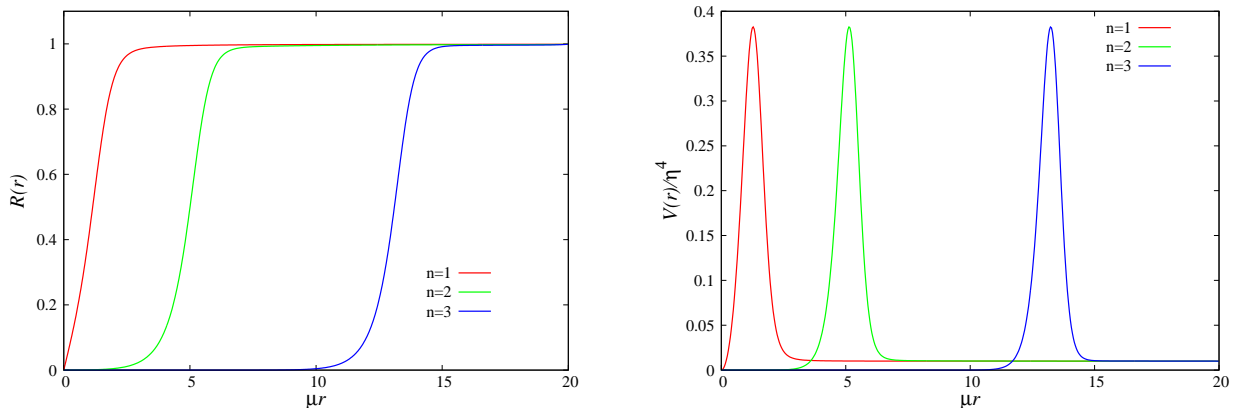


FIG. 2: The radial field configuration $R(r)$ (left) and their potential energies (right) with $\epsilon = 0.1, \zeta = 4.0$, and $\delta = 1.0$.

III. ANALYTIC ESTIMATIONS

A. A schematic illustration of stability of the tube-like string and bubble

In the previous section, we demonstrate numerical solutions for the static tube-like string. Before we consider the detailed estimation of their structure, we here give a rough approximation and clarify the stability of those solutions by using a simple thin-wall approximation. It is obvious that the stability of the tube-like string depends on the difference in the energy density of the true and false vacua

$$\tilde{\epsilon} = V_{\text{false}} - V_{\text{true}} = V_{\min} \simeq \delta \mu^2 \eta^2. \quad (7)$$

When $\tilde{\epsilon} = 0$ ($\delta = 0$), the vacua inside and outside the string have the same energy. Then the tube-like string is stable because it is supported by the topological reason. On the other hand, when $\tilde{\epsilon}$ is large enough, the core energy density wins out and the string grows and expands. Thus, one expects that there exists a metastable tube-like string in an intermediate range for $\tilde{\epsilon}$. Let us clarify this by using the thin-wall approximation where the wall of the string is thin compared to the core and the exterior. The thin wall's contribution to the energy density can be approximated by the constant surface energy, σ . Then, the tension of the string with radius w is estimated by

$$E(w) = n^2 C \log \frac{r_c}{w} + \sigma w - \tilde{\epsilon} w^2, \quad (8)$$

where the first term is the contribution of the flux of the $U(1)$ global current with r_c being a cutoff scale and $C \simeq 2\pi\eta^2$ being a constant of a mass dimension 2, the second term is of the wall and the last term is of the core of the tube-like string. Here we assume $\tilde{\epsilon}, \sigma$, and C are independent of w . The dependence of the string energy on $\tilde{\epsilon}$ is shown in Fig. 3. When $\tilde{\epsilon} = 0$, as we explained, there exists a local minimum, which implies that there exists a stable tube-like string.

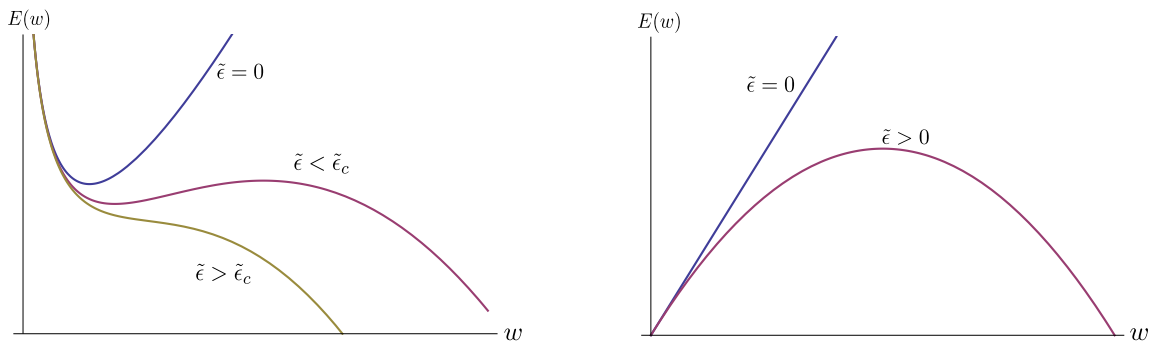


FIG. 3: A string energy (left) and a bubble energy (right) as functions of the core radius w .

In a region $0 < \tilde{\epsilon} < \tilde{\epsilon}_c$ with $\tilde{\epsilon}_c = \frac{\sigma^2}{8Cn^2}$, there exist a local minimum and a global maximum at

$$w_{\min} = \frac{\sigma - \sqrt{\sigma^2 - 8Cn^2\tilde{\epsilon}}}{4\tilde{\epsilon}}, \quad w_{\max} = \frac{\sigma + \sqrt{\sigma^2 - 8Cn^2\tilde{\epsilon}}}{4\tilde{\epsilon}}. \quad (9)$$

In this case the tube-like strings exist but they are metastable. The tube-like string whose core radius is larger than w_{\max} is unstable. When $\tilde{\epsilon}$ exceeds the critical value, $\tilde{\epsilon} > \tilde{\epsilon}_c$, there are no local minima at all. Namely, the string is unstable and the string core expands infinitely. In this paper the metastable strings are concerned. Although they are metastable as static configurations, they will become unstable in some dynamical processes such as string collision, annihilation and reconnections.

From Eq. (8) with n being zero, the fate of the 2 dimensional bubble can be also clarified. As shown in Fig. 3, the bubble never grows if $\tilde{\epsilon} = 0$. Once the positive $\tilde{\epsilon}$ is turned on, the bubble becomes metastable. The critical radius of the bubble is $w_c = \frac{\sigma}{2\tilde{\epsilon}}$. The bubble larger than w_c expands infinitely and the true vacua inside the core wins out. There are no metastable tube-like solutions.

The thin-wall approximation explained above is simple and gives an insight about the stability problem. Nevertheless, it is of only limited accuracy and we need a better analysis to get more quantitative results beyond the qualitative properties. To go beyond the thin-wall approximation, we will work out another analytical study in the next subsections.

B. thickness of walls

Now let us go beyond the thin-wall approximation and consider the stability of the tube-like solution in more detail. From the numerical calculations of stable static solutions, we found that the tube-like solution is well characterized by the radius of cylinders, w , the winding number, and the thickness of the walls, d . Since the thickness of the wall is quite insensitive to other two parameters, it is possible to estimate d from the variation of the total energy E with respect to d , and it can be done by considering only the case of $n = 1$.

We here simply approximate the solution with $n = 1$ as the following piecewise linear function

$$R(r) \approx \begin{cases} \frac{r}{d}R_{\min} & r < d \\ R_{\min} & d < r \end{cases}, \quad (10)$$

where we set $w = 0$, see Fig. 2. Then, we approximate the volume integral of the potential energy and gradient energies as

$$E_{\text{potential}} = \pi d^2(V_{\max} - V_{\min}), \quad (11)$$

$$E_{\text{grad},r} = \pi\eta^2 R_{\min}^2, \quad (12)$$

$$E_{\text{grad},\theta} = \pi\eta^2 R_{\min}^2 \left(1 + 2 \log \frac{r_c}{d}\right). \quad (13)$$

The derivative of the summation of these energy components with respect to d gives the desired value of d ,

$$\frac{\partial E}{\partial d} = 2\pi d(V_{\max} - V_{\min}) - 2\pi\eta^2 \frac{R_{\min}^2}{d} = 0 \quad \implies \quad d = \frac{\eta R_{\min}}{\sqrt{V_{\max} - V_{\min}}} = \frac{3}{2\eta\epsilon\zeta^2} \sqrt{\frac{c+2}{c^3}}. \quad (14)$$

C. upper bound of winding number

We consider how the radius of the cylinder is determined and the upper limit of the winding number with which the static solution exists. As shown in Fig. 2, for $n \geq 2$, there are two parameters characterizing a cylinder, the radius w and the thickness d of the surface. However, as shown in the previous subsections, the latter one is not sensitive to the winding number and is determined from $V_{\max} - V_{\min}$. Hence we here focus on the radius w of the cylinder while the width of the wall d is assumed to be the same as one given in Eq. (14).

We simply approximate the solution and the potential as

$$R(r) \approx \begin{cases} 0 \\ \frac{r-w}{d} R_{\min} \\ R_{\min} \end{cases}, \quad V(r) \approx \begin{cases} 0 & r < w \\ V_{\max} & w \leq r < w+d \\ V_{\min} & w+d < r \end{cases}. \quad (15)$$

The volume integral of the potential energy is approximated as

$$E_{\text{potential}} = -V_{\min} \pi w^2 + \pi d(2w+d)(V_{\max} - V_{\min}), \quad (16)$$

where we considered only the deviation from V_{\min} . On the other hand, that of the gradient energy can be divided into the radial and angular parts,

$$E_{\text{grad},r} = 2\pi\eta^2 \int_0^\infty R'(r)^2 r dr = \pi\eta^2 R_{\min}^2 \left(2\frac{w}{d} + 1\right), \quad (17)$$

$$E_{\text{grad},\theta} = 2\pi n^2 \eta^2 \int_0^\infty \frac{R^2}{r^2} r dr = 2\pi n^2 \eta^2 R_{\min}^2 \left[\frac{1}{2} - \frac{w}{d} + \frac{w^2}{d^2} \log\left(1 + \frac{d}{w}\right) + \log\left(\frac{r_c}{w+d}\right) \right], \quad (18)$$

where r_c is the cut-off length, $r_c \rightarrow \infty$, and it should be properly regularized. Then the total energy becomes

$$E = E_{\text{potential}} + E_{\text{grad},r} + E_{\text{grad},\theta}. \quad (19)$$

Let us look for the values of w to minimize the total energy. One can easily see that there is no global minimum of E since the term being proportional to $-w^2$ in Eq. (16) implies that $E \rightarrow -\infty$ for $w \rightarrow \infty$. Instead, we investigate whether there is a local minimum in the region, $w > 0$. The derivative of E with respect to w is calculated as

$$\frac{dE}{dw} = \frac{2\pi\eta^2 R_{\min}^2}{d} G(w), \quad (20)$$

$$G(w) \equiv -2p\frac{w}{d} + 2 + 2n^2 \left[-1 + \frac{w}{d} \log\left(1 + \frac{d}{w}\right) \right],$$

where

$$p \equiv \frac{d^2 V_{\min}}{2\eta^2 R_{\min}^2} = \frac{V_{\min}}{2(V_{\max} - V_{\min})}. \quad (21)$$

What we have to do is to find w to satisfy $G(w) = 0$ for $w > 0$. We plot $E(w)$ and $G(w)$ with specific values of ϵ, ζ and δ in Fig. 4. From the right panel of this figure, it is found that there are two zero-points for $n \leq 6$, and the smaller one is the desired value of w , at which E is locally minimized, and the other zero-point gives the local maximum of E (see the corresponding lines in the left panel). Note that the local minimum of $n = 1$ is $w = 0$, which is consistent with the numerical solution in Fig. 2.

In order for these zero-points to exist, the local maximum of $G(w)$ should be positive. Actually, $G(w)$ for $n = 7$ is always negative, and in the left panel of Fig. 4 the line for $E(w)$ with $n = 7$ has no local minimum, which indicates the cylinder solution with $n = 7$ is unstable. To proceed this calculation, we assume $d/w \ll 1$ to expand the logarithm function. Then we find the $G(w)$ has a local maximum,

$$G(w_c) \simeq 2 - 2n\sqrt{2p}, \quad w_c \simeq \frac{nd}{\sqrt{2p}}. \quad (22)$$

Therefore the condition on the winding number required for the local minimum of E is

$$G(w_c) > 0 \quad \Longrightarrow \quad n < \frac{1}{\sqrt{2p}} = \sqrt{\frac{V_{\max} - V_{\min}}{V_{\min}}}. \quad (23)$$

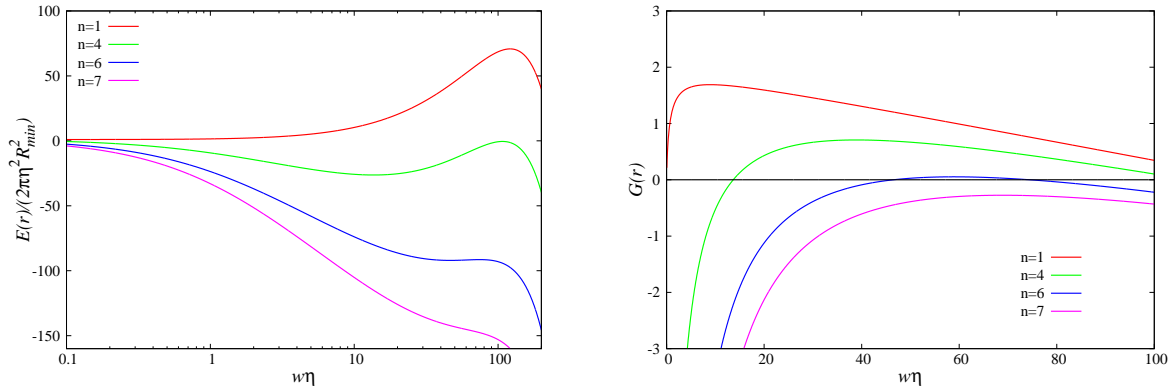


FIG. 4: An example of $E(w)/(2\pi\eta^2 R_{\min}^2)$ (left) and $G(w)$ (right) with specific values of $\epsilon = 0.1$, $\zeta = 4.0$, and $\delta = 1.0$.

D. Instability of spherical bubble and critical volume

In subsection III A we have seen that the two-dimensional bubble is unstable and it shrinks (expands) when its radius is smaller (larger) than the critical value. Here, we study the spherically-symmetric configuration (three-dimensional bubble) of the scalar field separated by the domain wall. It is also expected to be always unstable. After two cylinders collide with each other, there appears a spherical object at the impact point. To study the instability of such an object, we consider the following ansatz in the spherical coordinate,

$$R(r) \approx \begin{cases} 0 & r < w \\ \frac{r}{d}R_{\min} & w < r < w + d \\ R_{\min} & d < r \end{cases}, \quad V(r) \approx \begin{cases} 0 & r < w \\ V_{\max} & w < r < w + d \\ V_{\min} & d < r \end{cases}, \quad (24)$$

with assuming that d is given by Eq. (14). We simply assume that the field is homogeneous in the azimuthal and the polar directions¹. The potential and radial gradient energy are approximated as

$$E_{\text{potential}} = -\frac{4}{3}\pi w^3 V_{\min} + \frac{4}{3}\pi \{(w+d)^3 - w^3\} (V_{\max} - V_{\min}), \quad (25)$$

$$E_{\text{grad,r}} = \frac{4}{3}\pi \left(\frac{R_{\min}}{d}\right)^2 \{(w+d)^3 - w^3\} \eta^2, \quad (26)$$

and thus the total energy becomes

$$E(w) = \frac{4}{3}\pi [-w^3 V_{\min} + 2\{(w+d)^3 - w^3\} (V_{\max} - V_{\min})], \quad (27)$$

where we used Eq. (14) to eliminate R_{\min} . The function $E(w)$ has the only peak at $w = w_c$ in $w > 0$, and the critical radius w_c is given by solving $dE/dw = 0$,

$$w_c = \frac{1 + \sqrt{1+p}}{p} d, \quad (28)$$

where p is defined in Eq. (21). For $w < w_c$ the radius of the sphere starts to shrink since $dE/dw > 0$. On the other hand, for $w > w_c$ the radius goes to the positive infinity since $dE/dw < 0$. That is, if the volume of the spherical object is larger than the critical volume $4\pi w_c^3/3$, this grows infinitely.

¹ Strictly speaking, the separation of variables is not justified, since it is impossible to expand X in the spherical harmonics due to the non-linear terms in the potential.

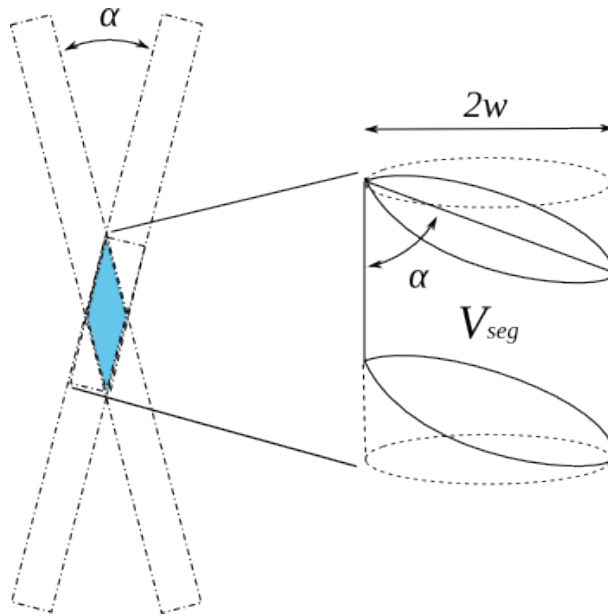


FIG. 5: The volume colliding with another cylinder.

Now we give an analytical estimate of the (in)stability of the colliding cylinders. Let us consider the situation that two cylinders collide with the collision angle α as shown in Fig. 5. Assuming that a spherical object is produced via the fusion of two cylinders after collision and its volume is equal to the total volume of the two colliding segments of cylinders, $2V_{\text{seg}}$, the initial volume of the spherical object is calculated as

$$V_{\text{total}} = 2V_{\text{seg}} = \frac{4\pi w^3}{\sin \alpha}. \quad (29)$$

Then the condition for the sphere to grow infinitely is given by

$$\frac{4\pi}{3} w_c^3 < V_{\text{total}} \implies \sin \alpha < 3 \left(\frac{w}{w_c} \right)^3, \quad (30)$$

where w is obtained by solving $G(w) = 0$ in Eq. (20), and hence assuming $d/w \ll 1$, this is calculated as

$$w = \frac{1 - \sqrt{1 - 2n^2 p}}{2p} d. \quad (31)$$

As a result, we obtain the upper limit of the collision angle so that the spherical object created at the impact point can grow infinitely,

$$\sin \alpha < \frac{3}{8} \left(\frac{1 - \sqrt{1 - 2n^2 p}}{1 + \sqrt{1 + p}} \right)^3. \quad (32)$$

For example, $\epsilon = 0.1, \zeta = 4.0$ and $\delta = 1.0$ give the upper limit, $\alpha < 7.78 \times 10^{-6}$, for $n = 2$, and $\alpha < 2.50 \times 10^{-2}$ for $n = 6$.

IV. SIMULATION SETUP

We explore the (in)stability of collision processes of two meta-stable strings. The individual string is given by the axial-symmetric solution which is numerically obtained by solving Eq. (4) without the time-derivative term, corresponding to Eq. (6). This procedure is nothing but the one-dimensional boundary value problem, and is carried out with the Gauss-Seidel method. Each of the resultant strings is put on the x - z surface parallel to each other separated a bit. The strings are Lorentz-boosted to collide with each other at an angle with α measured on the

x-z surface including the origin (to be the impact point when colliding). The free model parameters are ϵ and ζ , which control the strength of the self-coupling and the energy scale of the phase transition, respectively. The fiducial parameters are listed in Table I. Note that we choose $\zeta = 2.2$ for numerical simulations, while $\zeta = 4.0$ has been used so far, to enhance the instability.

The initial separation between the strings is fixed to be $20\eta^{-1}$, while the radius of the string is $\sim 5\eta^{-1}$ for the fiducial choice of parameters. According to Ref. [10], the superposition of the two strings is given by

$$X = \frac{X_1 X_2}{\eta R_{\min}}, \quad (33)$$

where the denominator is determined by the dimension analysis and the fact that $|X| \rightarrow \eta R_{\min}$ far away from two strings.

Then we solve Eq. (4) in the three-dimensional cartesian coordinate with the Neumann conditions on the boundaries, $\partial X / \partial n^i|_{\text{boundary}} = 0$, where n^i is the normal vector to each boundary. We use the Leap-frog method for the time domain and approximate the spatial derivatives by the 2nd-order central finite difference. The simulations are stopped at $t = L/2$, when the information at the impact point arrives at the nearest boundary of the computational domain.

model parameters		simulation parameters		
ϵ	0.1	grid size	N	480^3
ζ	2.2	box size	L	$240\eta^{-1}$
δ	1.0	time interval	Δt	$0.2\eta^{-1}$
n_1	1	total steps	N_s	600
n_2	1	simulation time	t_f	$120\eta^{-1}$

TABLE I: The fiducial parameters.

V. RESULTS

Through the numerical simulations, we find that the collision processes end up with either simply reconnecting and going away from each other, or creating unstable objects with a higher winding number at the impact point. Figs. 6-11 show the snapshots of the computational domain during simulations, the leftmost panel is at the initial time $t = 0$, and the rightmost one at the final time $t = t_f$. The surfaces in them represent $X = X_{\max}$ given in Eq. (3), and hence in the interior of them the field X lies in the true vacuum. The first four figures, Figs. 6-9, are the cases of parallel strings with relatively small α , and the remaining ones, Figs. 10 and 11, are those of anti-parallel strings with $\alpha \sim \pi$. Moreover, we plot the field configurations and those phases on the surface at $z = L/2$ and $t = t_f$ in Figs. 12 and 13. In the unstable cases, P1, P3, P4 and A1, we find the true vacuum homogeneously spreads over the interior of the bubbles. As for the phases, one can observe that the winding number is conserved. For the parallel pairs, one can find that the total winding number is $n = 1 + 1 = 2$ (two sets of blue→green→red→blue), if one follows the trajectory around the bubble. In the interior, there seems to be a large number of points around which the phase is rotated, although the winding vanishes if one follows the trajectory around the impact point. On the other hand, for the anti-parallel pairs, the total winding number around the bubble becomes $n = 1 - 1 = 0$ (green→blue→green→red→blue→red→green.)

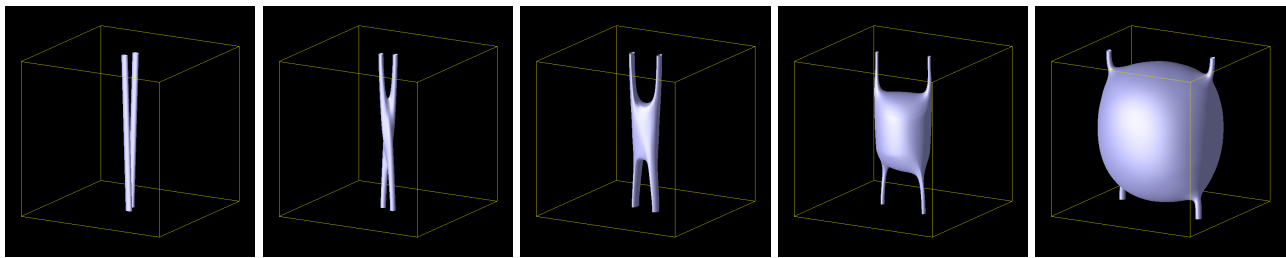


FIG. 6: [P1] Failed reconnection of parallel string pair with $(v, \alpha) = (0.82c, 0.02\pi)$. See [11] for full animations.

The (in)stability of a resultant string after collision depends on the velocity of two cylinders, v , and the collision angle between them, α . We surveyed the parameter space (α, v) to check the stability. Fig. 14 shows the stability of

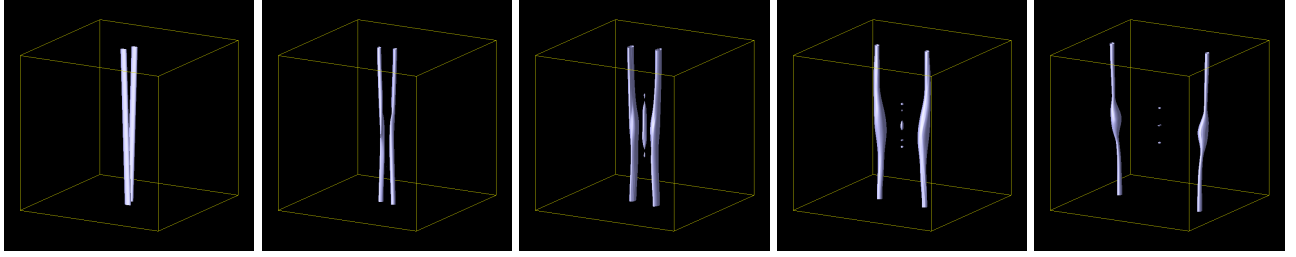


FIG. 7: [P2] Successful reconnection of parallel string pair with $(v, \alpha) = (0.90c, 0.02\pi)$. See [11] for full animations.

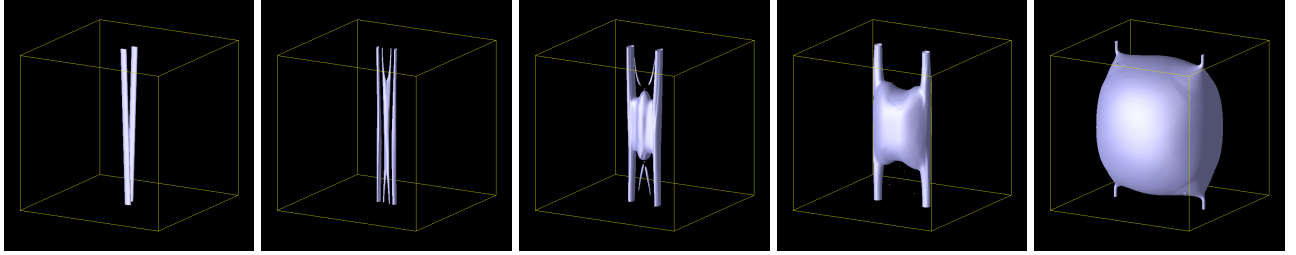


FIG. 8: [P3] Failed reconnection of parallel string pair with $(v, \alpha) = (0.94c, 0.02\pi)$. See [11] for full animations.

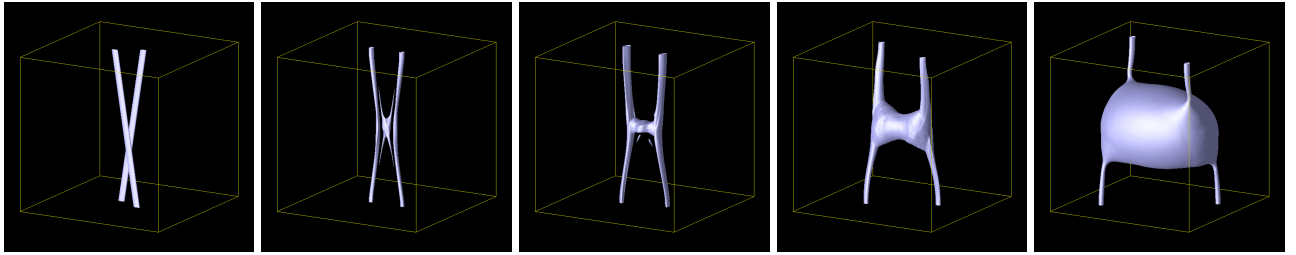


FIG. 9: [P4] Failed reconnection of parallel string pair with $(v, \alpha) = (0.95c, 0.10\pi)$. See [11] for full animations.

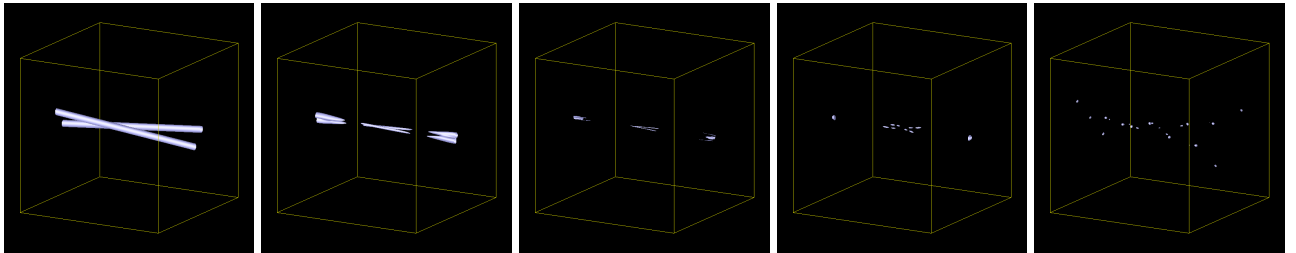


FIG. 10: [A1] Anti-parallel string pair with $(v, \alpha) = (0.62c, 0.94\pi)$. Most of segments are annihilated. See [11] for full animations.

parallel string pairs, and Fig.15 that of anti-parallel pairs where α is close to π . In order to systematically judge the resultant stability, we calculate two quantities and set a criterion for each. One is the growth rate of the volume of the true vacuum region during simulation,

$$\kappa_1 = \frac{\mathcal{V}_{\text{true}}(t = t_f)}{\mathcal{V}_{\text{true}}(t = 0)}, \quad (34)$$

and the other is the ratio of time when the true vacuum region grows to the total simulation time,

$$\kappa_2 = \frac{t_{\text{grow}}}{t_f}, \quad t_{\text{grow}} = \Delta t \times \# \left\{ t_m \left| \frac{d\mathcal{V}_{\text{true}}}{dt} \Big|_{t=t_m} > 0 \right. \right\}, \quad (35)$$

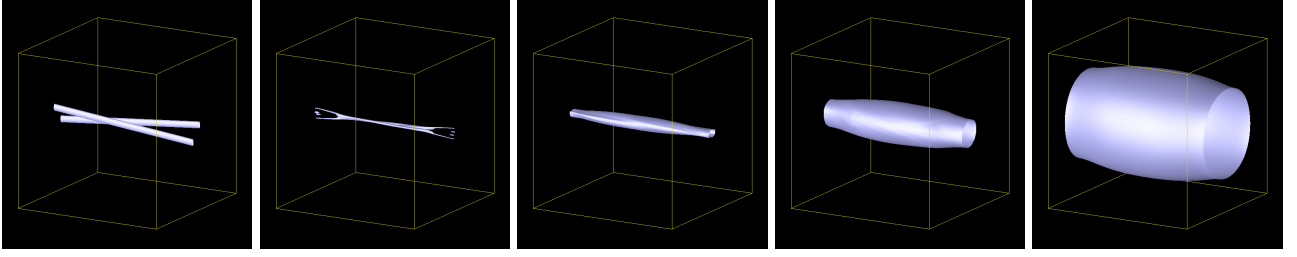


FIG. 11: [A2] Anti-parallel string pair with $(v, \alpha) = (0.90c, 0.94\pi)$. After collision, the true vacuum region is created around the impact point, and it starts to grow exponentially. See [11] for full animations.

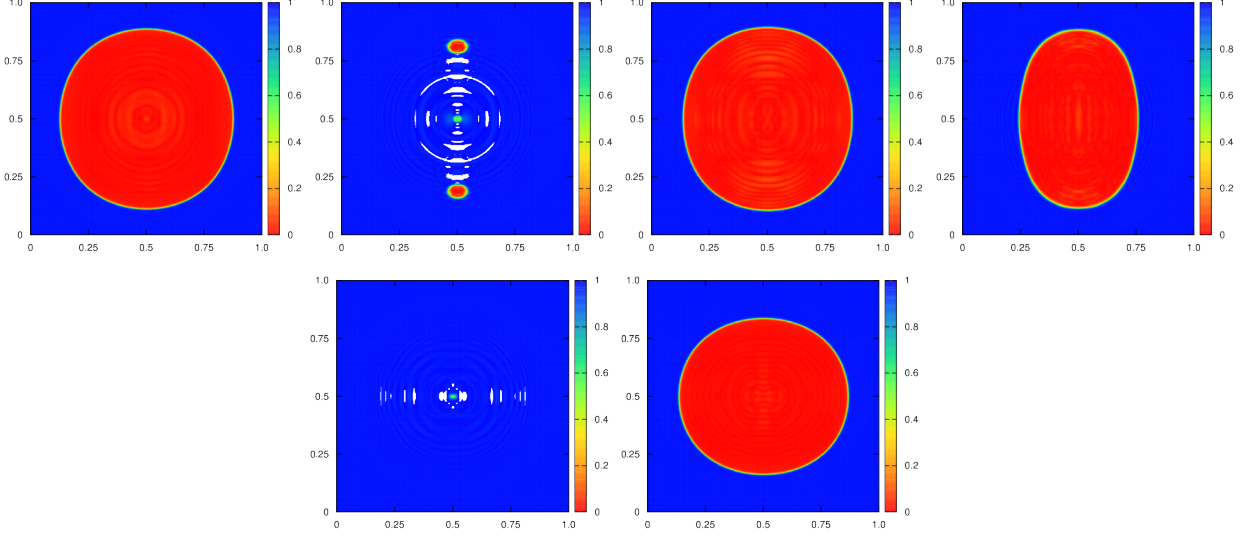


FIG. 12: The field configurations of [P1]-[P4] on $z = L/2$ (upper panels), and those of [A1], [A2] on $y = L/2$ (lower panels) at $t = t_f$. The colour contour represents $|X|/R_{\min}$. The white colour indicates the overshoot, $|X| > R_{\min}$.

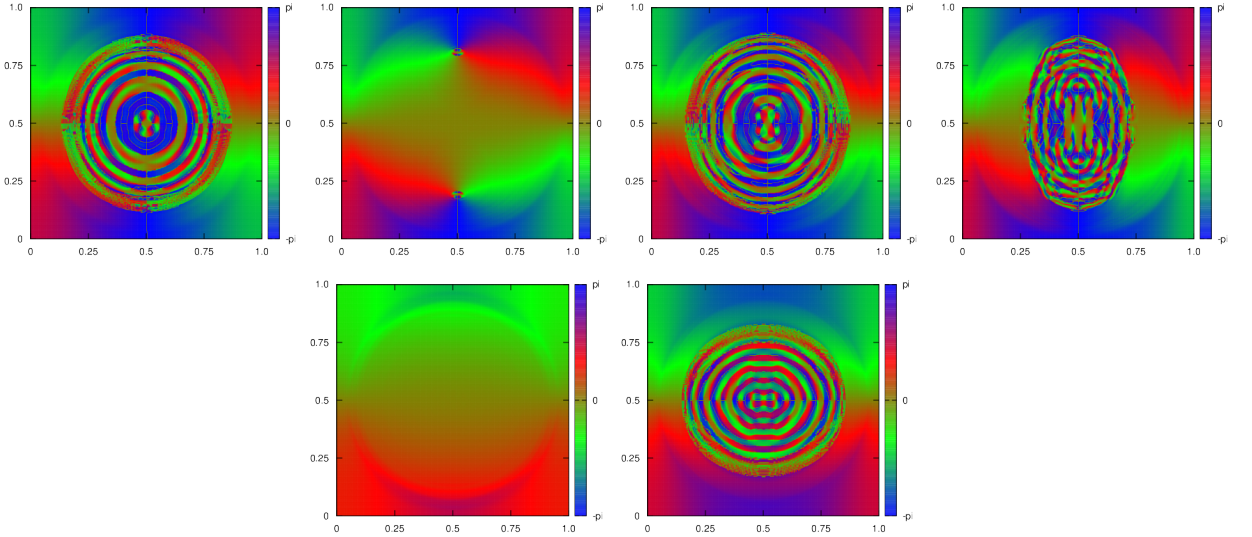


FIG. 13: The phases of [P1]-[P4] on $z = L/2$ (upper panels), and those of [A1], [A2] on $y = L/2$ (lower panels) at $t = t_f$.

where $\#$ returns the number of elements, Δt is the time interval, and t_m represents the discrete time, $t_m = m\Delta t$. If and only if both $\kappa_1 > \kappa_{1c}$ and $\kappa_2 > \kappa_{2c}$ are satisfied, we decide that the resultant strings become unstable, and thus

the true vacuum region grows exponentially. We set $\kappa_{1c} = 10$ and $\kappa_{2c} = 0.8$. The second quantity, κ_2 , measures how monotonic the instability grows. After all, however, most of (in)stabilities can be determined by the first one, κ_1 .

In Figs. 14 and 15, we plot red filled circles for unstable pairs, and green crosses for stable pairs. We find that the slow collision with small α results in the failure of the reconnection and thus being unstable, and quite high-speed collision can also make the system unstable in both cases with small (parallel pair) and large α (anti-parallel pair). In these figures, we also plot black circles labelled as P1,2,3,4 and A1,2. The corresponding figures were already shown in Figs. 6-11, which are the representatives of each stable or unstable region in Figs. 14 and 15.

We explain in detail the mechanism of stable/unstable reconnection processes using Figs. 6-11. Firstly, for the parallel pairs, our findings are followings.

- P1 (relatively slow collision) : Two strings merge at the instance of impact and cannot be separated from each other due to the small collision velocity. Then the effective volume of the merged strings around the impact point exceeds the critical volume mentioned in Sec.III, thus making the system unstable.
- P2 (moderate-speed collision) : Two strings can safely reconnect with each other. As shown in the middle panel and its right neighbour, a small bubble is created at the impact points of the strings. However, since the reconnected strings rapidly go away from the bubble and the volume of the bubble is relatively small, the bubble finally shrinks. As a result, the system becomes stable.
- P3 (high-speed collision) : Due to the large collision velocity, the kinetic energy induced to the bubble at the impact point is large enough to inflate the bubble until its volume exceeds the critical one. Finally the system becomes unstable.
- P4 (large angle high-speed collision) : Since the collision angle is large, the initial impact of strings cannot create a larger bubble at the impact point than the critical volume. However, induced kinetic energy to the bubble is too large, and then the bubble can rapidly expand (the third panel). At the same time, the reconnected strings also rapidly go away from the impact point. As a result, the bubble is about to break up (forth panel). Finally, the expansion rate of the bubble overcomes (last panel).

As for the anti-parallel pairs, they annihilate with each other in most of cases due to the cancellation of their winding numbers [A1]. It is, however, surprising that the high-speed collision makes the system unstable. Actually, after the collision, a bubble with no windings is excited at the impact point, and it grows exponentially.

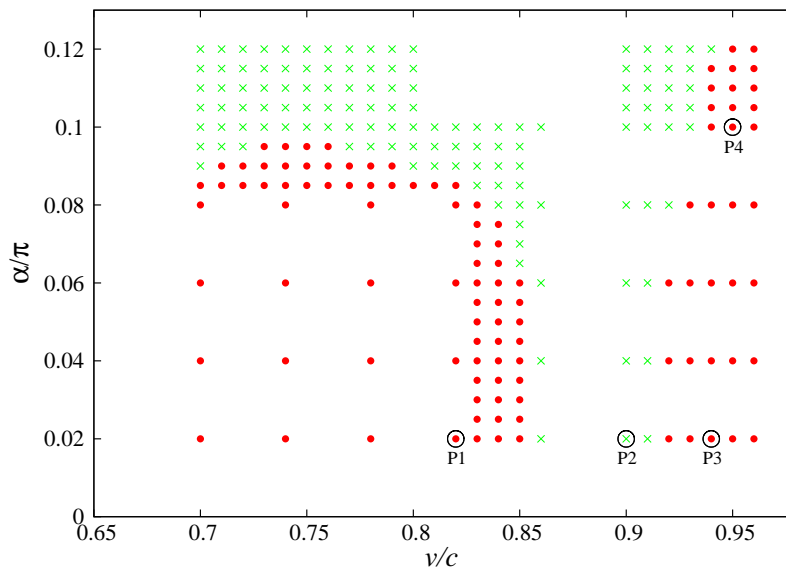


FIG. 14: The parameter region for stable/unstable collision process for string-string collision.

VI. CONCLUSION

We have studied the dynamical instabilities of metastable strings after their collision in a model where the potential of a complex scalar field has a false vacuum state.

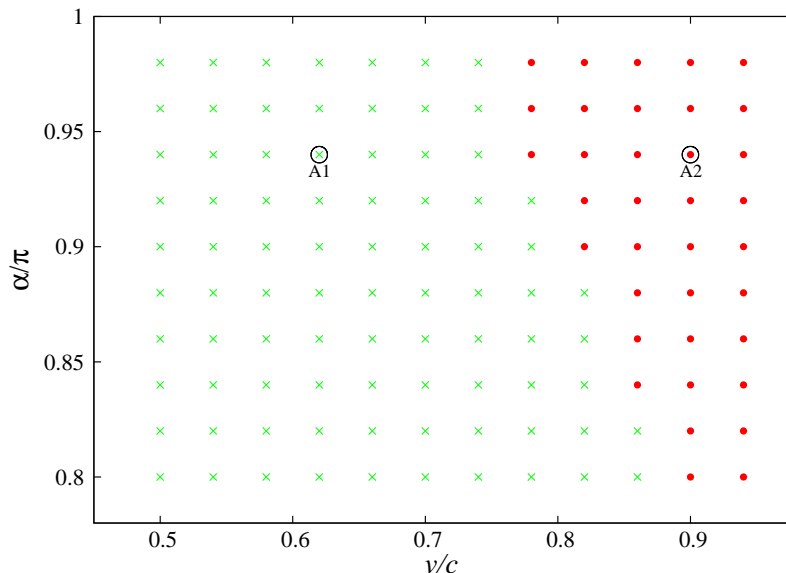


FIG. 15: The parameter region for stable/unstable collision process for string-antistring collision.

Before performing numerical simulations, we analytically investigated in a simplified model the thickness of the domain wall constituting the surface of strings, and the existence of static solutions with large winding numbers from the viewpoint of energetics. As a result, we found that the thickness is determined from the shape of given potential and independent to the winding number, and there exists the upper bound of winding number for the stable solutions. Furthermore, in the same manner, we investigated the collision process of two metastable strings. Then we found that there is the critical volume so that the instability grows, and thus in some cases with a small collision angle and/or small velocities of strings, the reconnection is failed and a true vacuum bubble created at the impact point starts to grow infinitely.

After that, we performed the three-dimensional field-theoretic simulation of two colliding metastable strings in the cartesian. The initial condition is given as the superposition of two Lorentz-boosted strings obtained in another numerical way. We surveyed the (in)stabilities of the collision processes on the parameter space (v, α) , where v is the velocity of strings and α is the collision angle.

Consequently, we found that the instability cannot always be observed for the string-string pairs. We fixed the winding number of strings as $n = 1$ and tuned the parameters controlling the shape of potential, ϵ, ζ and δ , so that the static solution with $n = 2$ does not exist. Nevertheless the strings with most of combinations (v, α) are successfully reconnected, or, in other words, the parameter region in the (v, α) space where the instability grows is highly restricted. This fact indicates that the naive expectation, such that the instability would grow due to the temporal formation of unstable $n = 2$ strings at the moment of impact, is not true, and instead, our analytical studies before simulations, showing the existence of the critical volume to grow instability and the winding number itself is not responsible for the (in)stability, is well supported. In reality, although the unstable region non-trivially spreads over the (v, α) space as shown in Fig. 14, all of them can be explained by the critical volume.

For the string-antistring pairs, the collision processes were basically stable, and the string annihilated with the antistring as expected. However, even in such system we found the unstable region for large v as shown in Fig. 15. It is surprising, but would be explained by the shorter time scale of the expansion of the zero-winding bubble created at the impact point, which eventually be larger than the critical volume, than that of annihilation.

Acknowledgments

T. H. was supported by JSPS Grant-in-Aid for Young Scientists (B) No.23740186, and by MEXT HPCI Strategic Program. The work of M. E. is supported by Grant-in-Aid for Scientific Research from the Ministry of Education, Culture, Sports, Science and Technology, Japan (No. 23740226) and Japan Society for the Promotion of Science (JSPS) and Academy of Sciences of the Czech Republic (ASCR) under the Japan - Czech Republic Research Cooperative Program. T. K. is supported in part by the Grant-in-Aid for the Global COE Program "The Next Generation of Physics, Spun from Universality and Emergence" and the JSPS Grant-in-Aid for Scientific Research (A) No. 22244030

from the Ministry of Education, Culture, Sports, Science and Technology of Japan. Y. O.'s research is supported by The Hakubi Center for Advanced Research, Kyoto University.

Appendix A: numerical schemes

To find the static configuration of an axially-symmetric metastable string, we solve Eq. (6) with the successive over-relaxation method.

First of all, we discretise the coordinate such as $x_j = j\Delta x$ for $j = 0, 1, \dots, N$, and represent the discretised $R(x)$ as a vector $R_j \equiv R(x_j)$. The spatial derivatives in the left-hand side of Eq. (6) is replaced by the corresponding 2nd-order finite differences,

$$\left. \frac{d^2 R}{dx^2} \right|_{x=x_j} \approx \frac{R_{j+1} - 2R_j + R_{j-1}}{\Delta x^2}, \quad \left. \frac{dR}{dx} \right|_{x=x_j} \approx \frac{R_{j+1} - R_{j-1}}{2\Delta x}. \quad (\text{A1})$$

We denote the other terms depending on $R(x)$ in Eq. (6) by $S[R(x)]$ and those evaluated at $x = x_j$ by $S_j[R] \equiv S[R(x_j)]$. Then the equation to be solved becomes

$$\frac{R_{j+1} - 2R_j + R_{j-1}}{\Delta x^2} + \frac{R_{j+1} - R_{j-1}}{2x_j \Delta x} = S_j[R]. \quad (\text{A2})$$

Solving this equations with respect to R_j in the first term, we find trial values of R_j denoted by R_j^* ,

$$R_j^* = \frac{R_{j+1} + R_{j-1}}{2} - \frac{\Delta x^2}{2} \left(S_j[R] - \frac{R_{j+1} - R_{j-1}}{2x_j \Delta x} \right). \quad (\text{A3})$$

Notice that R_j in $S_j[R]$ is not R_j^* . On each stage of iterations, we update R_j so that

$$R_j^{(n+1)} = \omega R_j^* + (1 - \omega) R_j^{(n)}. \quad (\text{A4})$$

This scheme with $\omega = 1$ is equivalent to the Gauss-Seidel method. When we solve Eq. (6) for $\zeta = 4.0$ in Sec. II, we set $\omega = 1, 0.5$ and 0.3 for $n = 1, 2, 3$, respectively. For $\zeta = 2.2$ in Sec. IV, we set $\omega = 1$.

-
- [1] L. Susskind, In *Carr, Bernard (ed.): Universe or multiverse?* 247-266 [hep-th/0302219].
 - [2] M. R. Douglas and S. Kachru, Rev. Mod. Phys. **79**, 733 (2007) [hep-th/0610102].
 - [3] K. A. Intriligator and N. Seiberg, Class. Quant. Grav. **24**, S741 (2007) [hep-ph/0702069].
 - [4] R. Kitano, H. Ooguri and Y. Ookouchi, Ann. Rev. Nucl. Part. Sci. **60**, 491 (2010) [arXiv:1001.4535 [hep-th]].
 - [5] P. J. Steinhardt, Nucl. Phys. B **190**, 583 (1981); Phys. Rev. D **24**, 842 (1981).
 - [6] Y. Hosotani, Phys. Rev. D **27**, 789 (1983).
 - [7] U. A. Yajnik, Phys. Rev. D **34**, 1237 (1986).
 - [8] M. Eto, Y. Hamada, K. Kamada, T. Kobayashi, K. Ohashi and Y. Ookouchi, arXiv:1211.7237 [hep-th].
 - [9] K. Kamada, T. Kobayashi, K. Ohashi and Y. Ookouchi, arXiv:1303.2740 [hep-ph].
 - [10] A. Vilenkin and E.P.S.Shellard, Cambridge University Press, 1994.
 - [11] <http://www2.yukawa.kyoto-u.ac.jp/~hiramatz/research/metastable-strings/>