

On the Coagulation and Size Distribution of Pressure Confined Cores

Xu Huang^{1,2}

xuhuang@princeton.edu

, Tingtao Zhou¹, & D.N.C. Lin^{1,3}

¹*Kavli Institute for Astronomy & Astrophysics and School of Physics, Peking University, Beijing China*

²*Dept of Astrophysical Sciences, Peyton Hall, 4 Ivy Lane, Princeton University, Princeton, NJ 08540, USA*

³*UCO/Lick Observatory, University of California, Santa Cruz, California, 95064*

ABSTRACT

Observations of the Pipe Nebula have led to the discovery of dense starless cores. The mass of most cores is too small for their self gravity to hold them together. Instead, they are thought to be pressure confined. The observed dense cores' mass function (CMF) matches well with the initial mass function (IMF) of stars in young clusters. Similar CMF's are observed in other star forming regions such as the Aquila Nebula, albeit with some dispersion. The shape of these CMF provides important clues to the competing physical processes which lead to star formation and its feedback on the interstellar media. In this paper, we investigate the dynamical origin of the the mass function of starless cores which are confined by a warm, less dense medium. In order to follow the evolution of the CMF, we construct a numerical method to consider the coagulation between the cold cores and their ablation due to Kelvin-Helmholtz instability induced by their relative motion through the warm medium. We are able to reproduce the observed CMF among the starless cores in the Pipe nebula. Our results indicate that in environment similar to the Pipe nebula: 1) before the onset of their gravitational collapse, the mass distribution of the progenitor cores is similar to that of the young stars, 2) the observed CMF is a robust consequence of dynamical equilibrium between the coagulation and ablation of cores, and 3) a break in the slope of the CMF is due to the enhancement of collisional cross section and suppression of ablation for cores with masses larger than the cores' Bonnor-Ebert mass.

Subject headings: stars: formation-ISM: individual objects: Pipe Nebula - HII regions-ISM: clouds-ISM: structure - methods: analytical -methods: numerical

1. Introduction

Dense molecular cores are long known to be embedded in molecular clouds. These cores are particularly interesting in the context of star formation because they are thought to be the progenitors of individual stars or small stellar systems. Recent infrared measurements of dust extinction, CO and NH₃ maps provide means for observers to systematically and quantitatively analyze the physical properties of these cores. Among the first studies of this kind is that carried out by Alves et al. (2007) on the Pipe nebula. These observations revealed a population of dense, starless cloud cores. The similarity between the density, temperature, and thermal pressure of cores at different locations in the nebula suggests that they are confined by a global external pressure, although the most massive cores have sufficient self gravity to hold themselves together. Prestellar cores are also found in the Aquila Nebula, Polaris Nebula and Ophiuchus main cloud (Könyves et al. 2010; André et al. 2010, 2007), though there exists some diversities in the environment and the observed mass distribution.

One scenario for the confinement of these cores in Pipe is the possible existence of a three-phase medium which includes 1) a hot component ionized by the nearby B2 IV β Cephei star, θ Oph, 2) a cold atomic gas (~ 100 K, we refer to it as warm medium to distinguish with the molecular phase) , and 3) the cold molecular cores (~ 10 K) (Gritschneider & Lin 2012). We associate this multi-phase medium in the Pipe nebula with the byproduct of a thermal instability which is excited when thermal energy in a slightly cooler region is radiated away faster than its surrounding (Field 1965). A quasi hydrostatic pressure balance is maintained over regions smaller than the Field length scale for sound waves to travel within the instantaneous cooling time. These regions undergo isobaric cooling such that their density contrast to the background grows in time. Meanwhile the Field length declines with decreases in both the sound speed and cooling timescale. Eventually, density difference between the cold regions and the medium which engulf them either become nonlinear or reach an asymptotic limit over regions larger than the shrinking Field length (Burkert & Lin 2000).

Thermal instability is determined by local conditions and its growth rate does not depend on the wavelength. Nevertheless, the initial perturbation spectrum does determine the range of length scale over which the density contrast may become nonlinear during the onset of thermal instability. The interstellar medium is turbulent and attains a power-law perturbation spectrum, similar to the Kolmogorov law, over an extended range of lengthscales

(Lazarian 2009). However, the cores’ mass function (CMF) in the Pipe nebula appears to resemble more closely with the stellar Initial Mass Function (IMF) (Alves et al. 2007; Salpeter 1955; Kroupa 2002) than with the single power-law spectrum of the interstellar medium. The similarity between the CMF and IMF has also been observed in the Aquila Nebula and Ophiuchus main cloud (Könyves et al. 2010; André et al. 2007). Palaris is an exception of this resemblance (André et al. 2010). The relationship between the CMF and IMF has been investigated by many authors using different approaches (Smith et al. 2009; Dib et al. 2010; Veltchev et al. 2010; Anathpindika, S. 2011). While there remains diverse opinions on which physical processes affect the evolution of the CMF and the transition to the IMF, it is generally recognized that such a process critically determines star formation rate and efficiency.

Many past discussions have been focused on the origin of the shape of CMF (see Padoan & Nordlund (2002); Hennebelle&Chabrier (2008); Smith et al. (2009); Offner et al. (2008); Dib et al. (2008) etc), which may be related to the turbulent and self-gravitating flows (McKee & Ostriker 2007). Such flows are complex because nonlinear structure of multi phase medium extends over a large dynamical range, from the inertial to dissipative scales, throughout the star forming region. Several numerical methods, including different versions of the adaptive mesh refinement (AMR) scheme, have been constructed to simulate the emergence of bound and unbound clusters of cores in a turbulent environment. However, none of these attempts can fully resolve cloud complexes in which many core coexist with their confining medium. In addition, these simulations are time consuming and have been carried out for limited sets of model parameters. It is not clear whether they depend on the assumed history of the system or are applicable in general.

In this paper, we aim to explain the present-day CMF observed in the Pipe nebula, which is just prior to the onset of star formation. We suggest that the characteristic CMF spectrum is established through the coalescence and ablation of cores rather than precipitated directly from a turbulent gas cloud through thermal instability. In §2, we construct a coagulation equation which takes into account various relevant physical processes. We design a numerical scheme (presented in the appendix) to efficiently solve this integral differential equation. This method allows us to follow the cores and the surrounding medium as two separate, but coexisting, fluids. We describe our detailed modeling based on the properties relevant to the Pipe nebula in §3. In §4, we show that we can reproduce the observed CMF, including the observed peak of mass distribution which occurs in a mass range 3 times heavier than that for IMF. Finally, we summarize our findings and discuss their implication in §5.

2. Important Processes in the Two Phase Media

We assume all but the largest cloud cores are confined by the pressure of an external hot and warm medium. For simplicity, we do not distinguish between contributions from the hot and warm medium. In this paper, we are mainly concerned with the interaction between the cloud cores and the inter-core gas. In this context, we take into account two main physics processes: a) close-encounters and collisions between the cold cores, due to the velocity dispersion between the cores and b) the dynamic interaction between the cold cores and the background gas due to the drag on the cores by the inter-core gas. Process a) leads to the coagulation between the cores, which induces a shift in the mass distribution towards higher masses. Process b) leads to ablation of the cores, due to the Kelvin-Helmholtz instability which causes the mass distribution to evolve towards the lower masses. In this section we will provide the basic equations for the two processes and order of magnitude estimation of the timescale. In addition, we briefly discuss the contribution of conduction at the end of this section.

2.1. Coagulation equation

Since we are primarily interested in the bulk properties rather than the detailed phase space distribution of the cloud population, we adopt a conventional approach to examine the evolution of the distribution function

$$f(m, t) = \frac{dN(m, t)}{dm} \quad (1)$$

where $N(m, t)$ is the number of cores in the mass range m and $m + dm$ at a time t . We define that the minimum and maximum masses to be m_{μ} and m_{\max} respectively. The rate of change $d(dN/dm)/dt$ can be expressed in term of a general coagulation equation (see (Murray & Lin 1996; Shadmehri 2004; Dib et al. 2007)) such that

$$\begin{aligned} \left(\frac{df(m)}{dt}\right)_{\text{coag}} &= \frac{1}{2} \int_{m_{\min}}^{m-m_{\min}} f(m')f(m-m')G(m, m-m') dm' \\ &\quad - \int_{m_{\min}}^{m_{\max}} f(m)f(m')G(m, m') dm'. \end{aligned} \quad (2)$$

For computational simplicity, we assume there is no mass loss during each collision. We also assume the physical condition of the inter-core gas, cores' mass and kinematic distribution are homogenous and isotropic. These assumptions can be relaxed in a series global simulations to be presented in the future. We adopt an average velocity dispersion

σ for the cores, which is observed to be $\sigma \sim 1 \text{ km s}^{-1}$ in Pipe nebula (Onishi et al. 1999). Hydrodynamic simulations study the kinematics of molecular cloud cores in the presence of turbulence also suggest similar values for the velocity dispersion between cores (Offner et al. 2008). Considering gravitational focusing for massive cores, we adopt a collisional kernel

$$G(m, m') = (1 + \Theta)\pi(R_c(m) + R_c(m'))^2\sigma$$

where $\Theta = \frac{c_s^2}{2\sigma^2} \left(\frac{m^{2/3} + m'^{2/3}}{m_{\text{BE}}^{2/3}} \right)$, following equation 7.195 in Binney (2008). M_{BE} is the Bonnor-Ebert mass for the cores:

$$M_{\text{BE}} = 1.15M_{\odot} \left(\frac{c_s}{0.2 \text{ km s}^{-1}} \right) \left(\frac{P_{\text{ext}}/\kappa}{10^5 \text{ K cm}^{-3}} \right)^{-0.5} \quad (3)$$

where P_{ext} is the external pressure of the inter-core gas and κ is the Boltzman constant (Bonnor 1956; Ebert 1955).

Cores gain a significant fraction of their own mass through cohesive collisions mostly with cores of comparable sizes with a top heavy distribution of CMF. The characteristic growth time scale for cores to double their masses is $\tau_{\text{coag}} = \lambda/\sigma$ where the cores' mean free path $\lambda = 1/(\pi R_c(m)^2 n_c)$. n_c is number density of cores with sizes $R_c(m)$ and mass m . The number of cores decreases with merger events.

Under these conditions, for a typical $1 m_{\odot}$ core, we estimate

$$\tau_{\text{coag}} \sim \frac{1}{\pi R_c^2 n_c \sigma} = 1.3 \text{ Myr} \left(\frac{R_c}{0.1 \text{ pc}} \right) \left(\frac{f_f}{0.1} \right)^{-1} \left(\frac{\sigma}{\text{km s}^{-1}} \right)^{-1}. \quad (4)$$

In the above estimate, we replace n_c with $3f_f/4\pi R_c^3$, where the magnitude of the volume filling factor f_f can be obtained directly from the observed area filling factor.

2.2. Core ablation as a result of the Kelvin-Helmholtz instability

The intrinsic ablation of the cores also contributes to the coagulation equation. When cores attain a relative velocity with respect to the inter-core gas, they encounter a drag force. The shear at the gas-core interface leads to the excitation of a Kelvin-Helmholtz instability (Murray et al. 2004). Within the growth time scale τ_{KH} for the longest unstable wavelength (a significant fraction of $R_c(m)$), about half of the core mass break up into smaller cores (Murray et al. 1993). Cores' mass loss rate is $\partial m/\partial t \simeq -m/\tau_{\text{KH}}$, and the mass at time t due to ablation alone can be approximated by $m \sim m(t_0) \exp(t_0 - t)/\tau_{\text{KH}}$. For a density contrast between the cores and the diffuse background, D_{ρ} ,

$$\tau_{\text{KH}} = \left(\frac{\sigma}{R_c(m) D_{\rho}^{1/2}} \right)^{-1} = 1 \text{ Myr} \left(\frac{\sigma}{\text{km s}^{-1}} \right)^{-1} \left(\frac{R_c(m)}{0.1 \text{ pc}} \right) \left(\frac{D_{\rho}}{100} \right)^{1/2} \quad (5)$$

In the above expression, we assume the relative velocity between the cores and the gas v_r to be comparable to the cores' velocity dispersion σ . It is possible that the turbulence speed of the gas v_g is directly determined by some other stirring mechanism such as external magnetic fields (Lazarian & Vishniac 1999). On the turn-over time scale of the largest eddies (comparable to the size of the Pipe nebula R_p), gas drag would lead to a terminal relative velocity $v_r \sim (D_\rho \frac{R_c(m)}{R_p})^{\frac{1}{2}} v_g$ (Lin & Murray 2000) and

$$\tau_{\text{KH}} \sim \frac{R_c(m)^{\frac{1}{2}} R_p^{\frac{1}{2}}}{v_g} = 1 \text{ Myr} \left(\frac{R_c(m)}{0.1 \text{ pc}} \right)^{\frac{1}{2}} \left(\frac{R_p}{10 \text{ pc}} \right)^{\frac{1}{2}} \left(\frac{v_g}{1 \text{ km s}^{-1}} \right)^{-1} \quad (6)$$

We include this ablation effect into the analysis of CMF's evolution as a source (due to the increase in the number of cores in the mass range $M - M_{\text{BE}}$) and sink terms (due to the decrease in the number of cores of mass M by ablation) such that

$$\left(\frac{df(m)}{dt} \right)_{\text{abla}} = \int_m^{M_{\text{BE}}} \frac{f(m')}{\tau_{\text{KH},m'}} \frac{dm'}{m} - \left(\frac{m - m_\mu}{m} \right) \frac{f(m)}{\tau_{\text{KH},m}}. \quad (7)$$

Kevin-Helmholtz instability would be suppressed by the cores' self gravity if their mass $M > M_{\text{BE}}$ (Murray et al. 1993). They undergo gravitational contraction and collapse rather than ablation. The magnitude of M_{BE} is approximately $2 M_\odot$ in the Pipe nebula case (Lada et al. 2008). This critical mass for ablation partly causes a peak in our simulated core mass distribution function.

2.3. Other relevant processes

In general, conduction between the warm inter-core gas and the smallest cores may lead to their evaporation into the inter-core gas. It is also possible for the inter-core gas to precipitate into new cores or condense onto existing cores.

We neglect the effect of precipitation which leads to the formation of lowest-mass cores. Condensation leads to a transfer of mass from the warm medium to cores at a rate $\dot{M}_c = \pi R_c(m)^2 c_s \rho_b$, where c_s is the sound speed, $R_c(m)$ is the core radii for core with mass m and ρ_b is the background density. The associated conduction heats each core at a rate $H \sim \dot{M}_c c_s^2$. The cores are also cooling with rate $C = (4\pi/3) R_c(m)^3 n^2 \Lambda$, where $n = \rho/(\mu M_H)$, μ and M_H are the molecular weight and the mass of hydrogen atom. We compute the typical cooling rate Λ following Draine (2011), and test different evaporation rates ranging over 3 orders of magnitude. If heating exceeds cooling, the cores would evaporate on a time scale $M_c c_s^2 / (H - C)$. Otherwise, if $C > H$, the cooling of the gas inside the cores vanish as atoms in them reaches a ground state so that the condensation growth time scale would be $M_c c_s^2 / H$.

3. Model

3.1. Observed properties of Pipe nebula

We briefly summarize the observed properties of the Pipe nebula based on Lada et al. (2008), Gritschneider & Lin (2012):

- a) physical dimension of the Pipe nebula is 3 x 14 pc;
- b) overall mass of the Pipe nebula is $10^4 M_{\odot}$;
- c) total mass of the cores is $\sim 230M_{\odot}$ (total mass is computed following the Table 2 of Rathborne et al. (2009));
- d) number density of inter-core gas is 774cm^{-3} , with mean molecular weight $\mu = 1.37$ (Lombardi et al. 2006), gives average density of the inter-core gas is $1.77 \times 10^{-21}\text{g cm}^{-3}$;
- e) mean number density of core is $7.3 \times 10^3 \text{ cm}^{-3}$, with mean molecular weight $\mu = 2.35$ (Lombardi et al. 2006), gives internal density of the cores is $\rho \simeq 2.87 \times 10^{-20} \text{ g cm}^{-3}$;
- f) size and mass range of cores are 0.05-0.15 pc and 0.2-20 M_{\odot} , respectively;
- g) Bonnor-Ebert mass of the cores: $M_{\text{BE}} \simeq 2 - 3 M_{\odot}$;
- h) background gas velocity dispersion (^{13}CO line width) is $\sim 1 \text{ km s}^{-1}$ (see Onishi et al. (1999) Figure 6b, also Lada et al. (2008) §2.3.3;
- i) cores' non thermal velocity dispersion is $\sim 0.15 \text{ km s}^{-1}$;
- j) typical sound crossing time in cores with $M = M_{\text{BE}}$ is $\sim 1 \text{ Myr}$; and
- k) dynamical time scale across the Pipe nebula is 3-10 Myr.

From these parameters, it is inferred that the pressure inside the core as well as in the inter-core gas are $P_{\text{int}}/k \sim P_{\text{ext}}/k \sim 10^5 \text{ cm}^{-3}$ (Lada et al. 2008). We also find the density contrast $D_{\rho} \simeq 15$, $\sigma \sim v_r \sim v_g \sim 1 \text{ km s}^{-1}$, and $\tau_{\text{KH}} \sim 1 \text{ Myr}$.

3.2. Numerical Setup

Instead of investigating the evolution of individual cores, we evolve the mass distribution function with the processes described in §2 with the following set up.

In our standard model, we assume the warm medium is uniformly distributed with a total mass of $10^4 M_{\odot}$ within a sphere of radius $\sim 5 \text{ pc}$. The cores have an internal density

of $7 \times 10^3 \text{ cm}^{-3}$ so that their $M_{\text{BE}} \sim 2M_{\odot}$, which is consistent with that derived from the observation of starless clouds in the Pipe nebula (Lada et al. 2008).

The initial mass distribution of the cores is set up with a single power-law $dN/d\log M \propto M_c^{-\alpha}$. Analytical calculations predict the spectrum of non-self-gravitating structures to be $dN/dM \propto M^{2-n'/3}$, where n' is the three dimensional power spectrum index of the log density field Hennebelle&Chabrier (2008). When taking n' to be the Kolmogorov index $11/3$, we found α to be 0.67. We only allow cores in the mass range between M_{min} (set to be $0.05 M_{\odot}$) and $1 M_{\odot}$ at the onset of the calculation. Their total mass is set to be $250 M_{\odot}$. For the standard model, we adopt $D_{\rho} = 15$ and a constant (everywhere and throughout the calculation) transonic velocity dispersion ($\sim 1 \text{ km s}^{-1}$) for all cores, regardless of their size (see Table 1). For a robustness test, we carried calculations with other values of model parameters such as 1) the cores' velocity dispersion, ranging from 0.5 km s^{-1} to 2 km s^{-1} 2) and the slope of cores' initial mass distribution. The final result of the core distribution does not strongly depend on the above parameters in the range we tested.

The high-mass ($M_c > M_{\text{BE}}$) cores are gravitationally unstable and they undergo gravitation contraction and eventually will evolve into stars. Based on an empirical model (Krumholz & Tan 2007), we adopt a simplified prescription for the rate of star formation $\dot{N}(M_c) = N(M_c)/\tau_*$. We set τ_* to be a M_c -independent characteristic time scale which is two orders of magnitude longer than their dynamical free-fall time scale. We do not account for mass loss and possible feedback to background mass during the star formation process. The star formation process contributes equally to all the cores exceed M_{BE} . During the entire evolution the total mass of the stellar population is negligible compared with that of the cores.

We solve the combination of coagulation (Eq. 2.1) and ablation (Eq. 7) equation as described in the appendix.

$$\frac{df(m)}{dt} = \left(\frac{df(m)}{dt} \right)_{\text{coag}} + \left(\frac{df(m)}{dt} \right)_{\text{abla}} \quad (8)$$

The solution is then corrected with the effect of other processes (condensation, evaporation and star formation) in every time step. During their coagulation and ablation, the cores' mass is conservatively redistributed. The evaporation and condensation process do not significantly modify the slope of core mass function in the most relevant mass ranges ($0.3\text{-}10 M_{\odot}$). It mainly changes the mass ratio between total core mass and the warm gas mass. While the mass fraction between warm medium and cold cores evolves with time, the total mass in the two components is essentially constant. The determining factors of core mass function are still dominated by coagulation and ablation over condensation, evaporation, and star formation.

4. Result and Discussion

The general shape of the observed CMF in the Pipe Nebula matches that of the IMF of young stellar clusters obtained by Kroupa & Boily (2002). But the cores’ mass at the peak of the CMF is around the Bonnor-Ebert mass, a factor of three larger than that of the stellar IMF (at least in the Pipe Nebula). We simulate models to reproduce the observed CMF.

In our model, we adopt a set of idealized initial conditions with a population of low-mass cores as described in §3.2. We found that the asymptotic mass function of the cores does not strongly depend on this choice of initial condition, albeit in the standard model, it takes ~ 1 Myr for the cores with $M_c > M_{\text{BE}}$ to emerge and another $\sim 2 - 3$ Myr for the core mass function to establish a smooth distribution. Due to the low star formation efficiency in our model, stellar mass in the system is almost zero until around 5-6 Myrs, at which we terminated the evolution for not many propostellar cores have been found in Pipe yet.

We first compare the evolution of the simulated cores’ mass function from the standard run with the observed CMF in the Pipe Nebula. The darkest black line in Figure 1 represents the stage after the emergence of gravitationally unstable cores but before the onset of star formation, as is observed in the Pipe Nebula today. For the mass range $0.3-10 M_\odot$, this black line matches closely with the observed core distribution (grey line). We reproduced the broad peak of distribution around the Bonnor-Ebert Mass, a flat distribution around $1 M_\odot$, and power-law cut offs at both low mass end and high mass end. The mismatch at the low mass end $M_c < 0.3M_\odot$ is partly due to observation bias as well as the simplified evaporation model we use. There are big uncertainties at the high mass end $M_c > 10M_\odot$, for in this region, both observation and our model need to deal with the problem of small number statistics.

We note that the cores at the high mass end of the CMF are gravitationally bound. Their free-fall time scale is typically less than 1 Myr. In order to match the shape of the CMF and accounts for the absents of stars in them, we adopt the assumption that they evolve on a time scale which is ~ 30 Myr. In the case of Pipe, magnetic field $\sim 17 - 65\mu G$

Table 1. parameters in standard model

$m_{\text{total}}/m_{\text{totalc}}$	ρ_c	$d_\rho = \rho_c/\rho_b$	dt	m_μ	m_{max}	σ	M_{BE}
$10^4 M_\odot / 250 M_\odot$	$3 \times 10^{-20} \text{ g cm}^{-3}$	15	10 yr	$0.05 M_\odot$	$100 M_\odot$	1 km s^{-1}	$2 M_\odot$

that might play an important role in the pressure budget is observed inside the nebula (Alves et al. 2008). The existence of magnetic field will provide additional pressure support against gravity so that the cores might collapse on a much longer time scale compare to free-fall time.

We show the total mass evolution of both components in Figure 2. During the early stage, when the total core mass is concentrated in small mass end, the effect of evaporation win over condensation, so that the total mass of core decrease in the first 1Myr. After the cores' mass function approaches from an initial arbitrary distribution to a broad self similar form, most of cores are not affected by evaporation anymore. The total mass of cores increase due to condensation. Since we terminated the evolution at the stage when stellar mass can be negligible, the background gas density show inverse evolution path compare to the total core mass.

By comparing the evolution of rate of coagulation and ablation at different mass bins in Figure 3, we can see the contribution of each processes to the final distribution. In the low mass end, coagulation contributes as sink term and ablation contributes as source term. Although ablation always dominates coagulation in mass range smaller than $0.2 M_{\odot}$, the cores of mass are small enough so that they are subjected to the influence of evaporation. Thus the overall population in this low mass range reduce during the evolution. From $0.2 M_{\odot}$ - $1 M_{\odot}$, the number density decrease at almost constant rate since both coagulation and ablation act as sink terms. From 1 - $2 M_{\odot}$, coagulation starts to contribute positively to the mass distribution. For massive cores, they are determined by a self similar solution from a coagulation equation only. As the system evolve, the rate of ablation increase due to decrease of background density, the peak of gain from coagulation moves towards higher mass along with the total distribution.

There are some freedom in the detailed prescription of the ablation process. In reality, the outer shell of a gravitationally bound Bonnor-Ebert sphere can still be stripped by KH instability. However, as shown in Murray et al. (1993), the mass loss rate of core is really sensitive to the strength of gravitational field. Only 2% of total mass got stripped by KH instability over $3.2 \tau_{KH}$ in their simulation with a marginally gravitational bound cloud. In our model, for the gravitational bound clouds, the mass gain from coagulation will dominate the mass loss due to the stripping of surface layer, so that a strict terminate of KH process at M_{BE} could be a good enough assumption.

Note that the time scale for transition from the initial to self similar mass distribution depends mostly on the initial filling factor and the velocity dispersion. The poorly known initial condition introduces additional uncertainties in the entire evolution timescale for the system.

We explore a range of initial conditions in Figure 4. We vary one parameter at a time, with all the other set ups the same as the standard model. We terminate all the runs at 5Myr to make the comparison easier. The left panel, Figure 4(a), presents the result (at 5Myr) from runs initialed with different core distribution at zero age. The power-law index of distribution $dN/d\log M \propto M^{-\alpha}$ is varied from 0-1.33. As expected, a flatter initial distribution (lighter lines) assists coagulation so that the result distribution at 5Myr is shifted towards higher mass end. The initial slope does not strongly influence the shape of final distribution. In contrast, as shown in the right panel, Figure 4(b), a different velocity dispersion (σ varied from 0.5-2 km s^{-1}) changes both the overall shape and the amount of mass in the massive cores. The slope of final distribution between $0.1 - 2M_{\odot}$ is mainly due to the balance of coagulation and ablation. As we increase the velocity dispersion, the slope varies in this mass range. A higher velocity dispersion will also help with the emerge of the massive cores, lead to broader distribution with more mass in the high mass end. Nevertheless, in the allowed parameter space, the final core mass function is weakly dependent on initial conditions.

In other star formation regions, the environment is somewhat different from the case of Pipe. Ophiushus has a much smaller global velocity dispersion $\sigma < 0.4\text{kms}^{-1}$. If only consider coagulation and ablation, the evolution time scale will be longer, making them unlikely to be the only cause of the distribution. Other processes such as global gravitational contraction and accretion onto the core complex may also play important roles in the cores' velocity dispersion. But as we shown in Figure 4(b), within 5Myr, a system of velocity dispersion of $\sigma = 0.5\text{kms}^{-1}$ can still evolve into a flat and broad peak around 1-2 M_{\odot} , demonstrating the two process could still contribute to the final distribution in such a system if the stellar less cores have longer lifetime due to the pressure support of either turbulence or magnetic field. Further more, the cores' size-dependent velocity dispersion is expected to have some influence on the power law index of CMF. This size dependence may originate from the cascade of turbulence in the warm gas and its ram pressure acceleration of the cores. Besides velocity dispersion, the diversity in Bonnor-Ebert mass in different regions is also likely to cause the diversity in the CMF.

5. Conclusion

In several nebula, including the Pipe, Aquila, Polaris and Ophiuchus, a population of starless core have been observed, at the low mass end, they are confined by external pressure where as the most massive cores are bound by their own gravity. The origin of these cores mass function (CMF) is a crucial issue in understanding of star formation in these regions.

In this paper, we present our calculation based on a two-phase-media model. We show

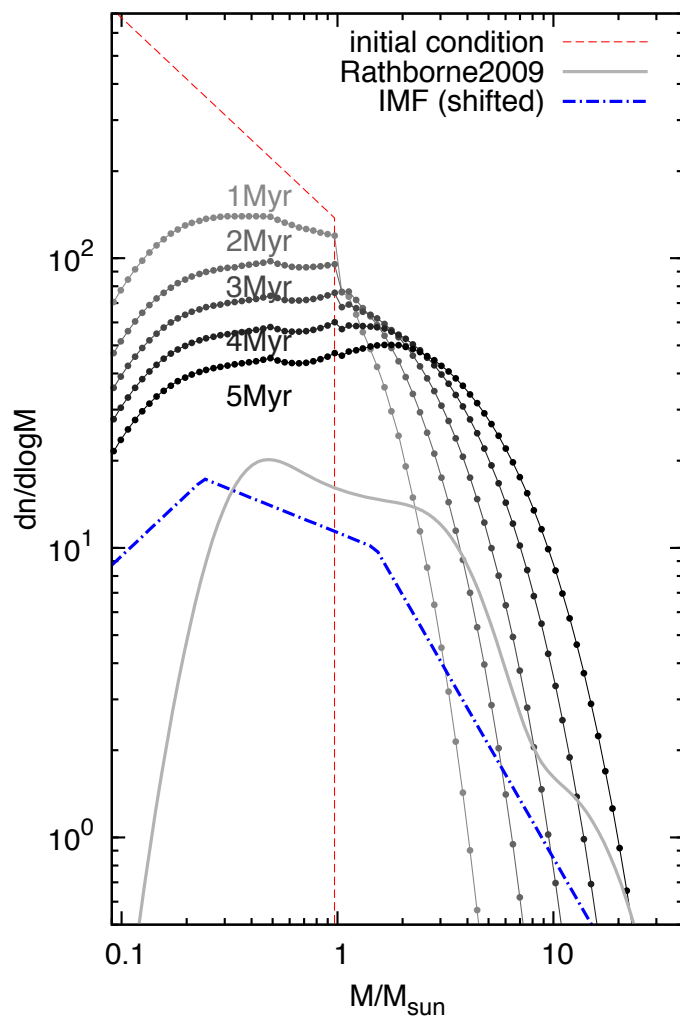


Fig. 1.— Red dash line show the initial distribution, Black lines with dots from light to dark (end phase) show the evolution of CMF within 5 Myr in equal time interval. Blue doted-dash lines denote the Kroupa IMF, it is rescaled and shifted towards the high mass end by a factor of 3 for comparison. Grey line shows the CMF of Pipe Nebula as a probability density function from Figure 6 of Rathborne et al. (2009). The lines are labeled with the evolution time from zero age.

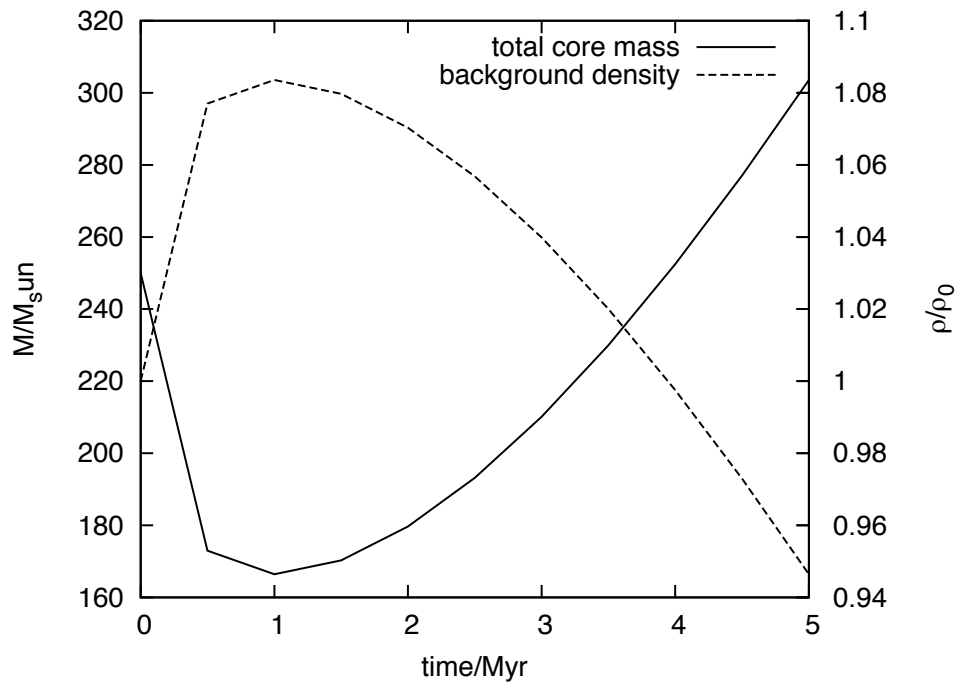


Fig. 2.— Evolution of total core mass (solid line) and warm gas density (dashed line) of the standard model.

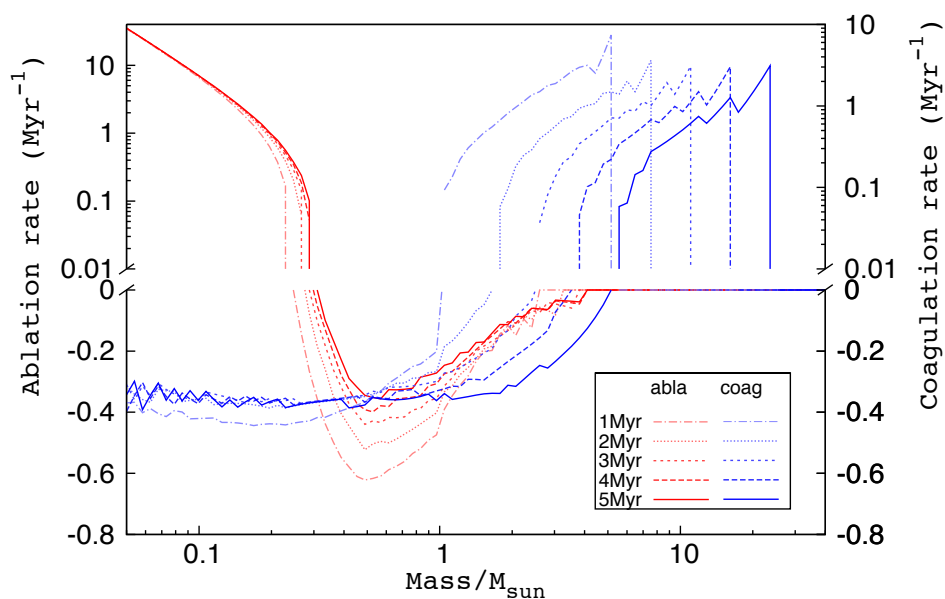


Fig. 3.— Comparison of ablation rate (red lines) and coagulation rate (blue lines) at different time of the evolution. The rate is computed with $(\frac{\delta n}{n\delta t})$ for every mass bin and for each process in units of Myr^{-1} . δn is the rate change due to an individual process in mass bin which has number of cores n , with time step δt . Note the upper half of the figure is in log scales and the scale for ablation rate and coagulation rate is different.

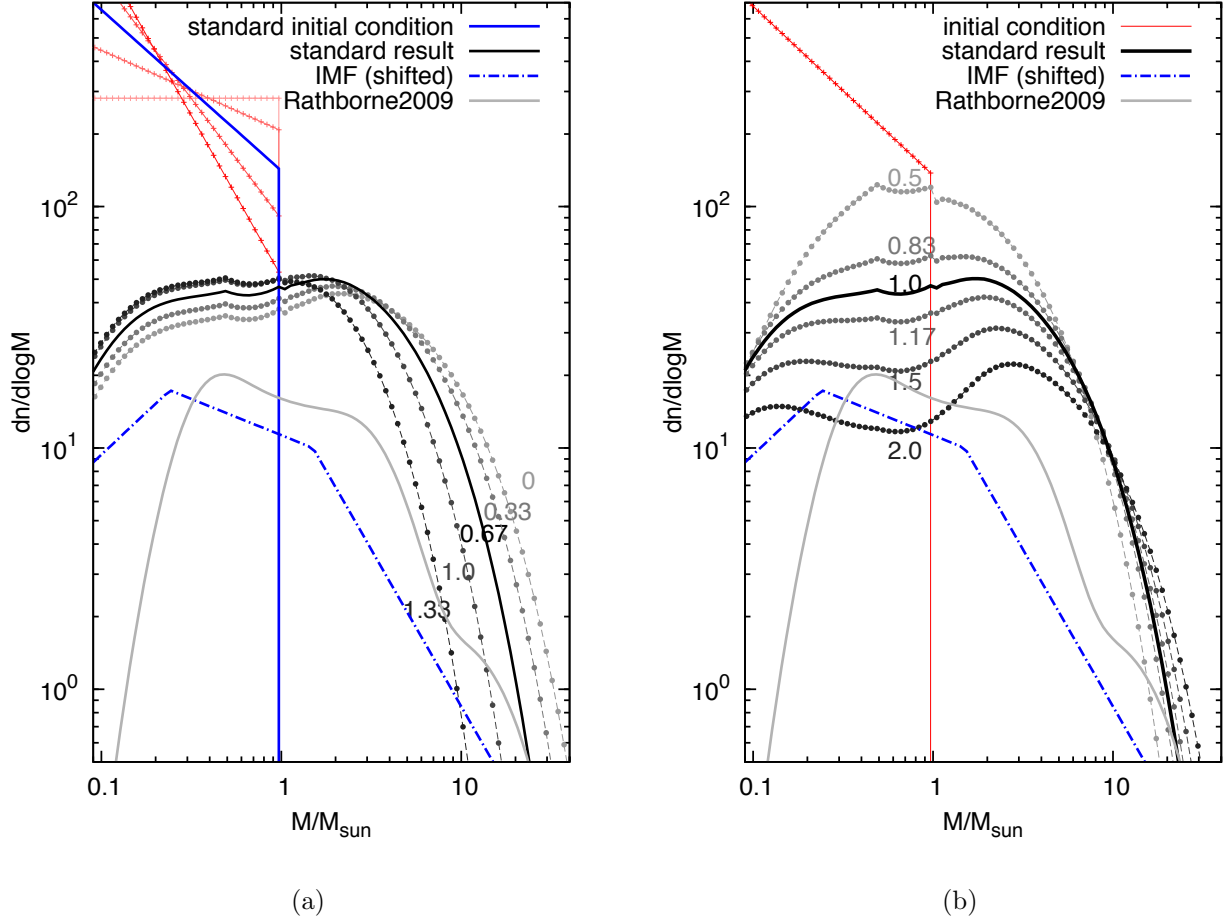


Fig. 4.— The 5Myr CMFs result from different initial conditions. Blue dotted-dashed line in both figures is the rescaled and shifted Kroupa IMF; grey curve is the observed probability distribution of cores in Pipe nebular (Rathborne et al. 2009). (a) We show the result of using different initial distribution of CMF at zero age. Red crosses (from light to dark) show the initial distributions for different runs. They were set up with formula $dN/d\log M \propto M^{-\alpha}$, while the power-law index α varying from 0-1.33; black dots with dash lines from light to dark show the corresponding final distribution of cores. Blue solid line show the initial distribution we use for the standard run, black solid line show the final distribution from the standard run. We label the result from different runs with the value of α . (b) We show the result of using different velocity dispersion (varying from 0.5 km s^{-1} - 2 km s^{-1}) of the cores. Red solid line show the initial conditions shared by all the runs. Black dots with dash lines show the final distribution from different runs, from light to dark, the velocity dispersion increase. Solid black line is the result from the standard run, with a velocity dispersion of 1 km s^{-1} . We label the result from different runs with the value of σ , in units of km s^{-1} .

that the dominant physical processes in this environment are coagulation, ablation and thermal conduction. We demonstrate an IMF-like core mass function can be generated with a set of appropriate values. Through the exploration of a range of parameters reasonable for the physical condition of Pipe, we find this result is quite general. This robust form of the CMF is an indication that it is determined by a dynamical equilibrium, *ie* a balance between two competing processes: ablation and coagulation.

The simulated CMF matches closely with the observed CMF in Pipe, and coincidentally matches the Kroupa IMF of the young stars. This result suggests that the ablation clouds occur prior to their collapse and the onset of star formation. The peak of the CMF is established near the cores' Bonnor-Ebert mass mainly because ablation is suppressed and collisional cross section is enlarged from their physical size for cores with $M_c > M_{BE}$. A similar peak is observed in the stellar IMF, albeit with a corresponding stellar mass which is one third that of the most populous cores. If a few of these cores capture a large fraction of their masses, they would form massive stars with copious sources of ionizing photons. Their feedback on the background gas and the nearby cores may modify the Bonner-Ebert mass and lead to a reconciliation between the stellar IMF and the cores' CMF. We will explore these issues in our next contribution.

6. Acknowledgements

We thank Drs Matthias Gritschneider and Herbert Lau for useful conversation. We also thank the anonymous referee for his/her valuable comments. DNCL acknowledges support from NASA grant NNX08AL41G.

A. Implicit Method for solving Coagulation Equation and Ablation

In general, the evolution of $f(m)$ can be determined by the equation:

$$\begin{aligned} \frac{dN}{dm} = \frac{df_j^i}{dt} = & \frac{1}{2} \int_{m_\mu}^{m_j - m_\mu} f_k^{i+1} f_{j-k}^{i+1} G_{k,j-k} dm_k - \int_{m_\mu}^{m_{max}} f_j^{i+1} f_k^{i+1} G_{j,k} dm_k \\ & + \int_{m_j}^{m_{BE}} \frac{f_k^{i+1}}{\tau_{KH,k}} \frac{dm_k}{m_j} - \left(\frac{m_j - m_\mu}{m_j} \right) \frac{f_j^{i+1}}{\tau_{KH,j}} \end{aligned} \quad (A1)$$

In the function, the upper superscript denotes for the time levels and the lower superscript stands for different mass grids. The first two terms are due to coagulation, and the last

two terms describe ablation. Change m into non-dimensional x ($x_j = m_j/M_\odot$), and collect terms,

$$\begin{aligned} \frac{df_j^i}{dt} = A & \left[\int_{x_\mu}^{x_j - x_\mu} f_k^{i+1} f_{j-k}^{i+1} (x_k^{\frac{1}{3}} + x_{j-k}^{\frac{1}{3}})^2 dx_k - 2 \int_{x_\mu}^{x_{\max}} f_j^{i+1} f_k^{i+1} (x_k^{\frac{1}{3}} + x_j^{\frac{1}{3}})^2 dx_k \right] \\ & + C \left[\int_{x_j}^{x_{\text{BE}}} \frac{f_k^{i+1}}{x_k^{\frac{1}{6}}} \frac{dx_k}{x_j} - \left(\frac{x_j - x_\mu}{x_j} \right) \frac{f_j^{i+1}}{x_j^{\frac{1}{6}}} \right] \end{aligned} \quad (\text{A2})$$

In Eq. A2, we have

$$A = \frac{\pi}{2} f_f \frac{\sigma}{R_{c0}}, \quad C = \tau_{\text{KH}}^{-1} = \frac{\nu_f}{R_{c0} D_\rho^{\frac{1}{2}}} = \left(\frac{\nu_c}{R_{c0} R_b} \right)^{\frac{1}{2}} \quad (\text{A3})$$

while volume filling factor (f_f) equals

$$f_f = \left(\frac{M_b \rho_c}{N M_c \rho_b} \right)^{-1} \quad (\text{A4})$$

R_{c0} is the radius of a $1 M_\odot$ core. If assume R_{c0} invariant, and adopt ν_c and D_ρ to be constants, C is irrelevant to any other parameter. And A is only related to the volume filling factor f_f under this assumption, which is related to the thermal interaction between two phase media, requires further investigation in future work.

We solve Eq. A2 numerically implicitly with first order accuracy in time by discretize solution in both space and time. We use $N = 100$ discrete mass bin ranging from minimum mass m_μ to maximum mass m_{\max} in logarithm scale. (see Table (1), showing all chosen parameters.)

$$x_j = 0.05 * (1 + 0.09)^{j-1} \quad (1 < j < 100) \quad (\text{A5})$$

Introducing in $\delta_j^i = f_j^{i+1} - f_j^i$, and ignoring the second order term of δ , we obtain a linear function of δ .

$$\begin{aligned} \frac{\delta_j^i}{\Delta t} = A & \left[\sum_{x_k=x_\mu}^{x_k=x_j-x_\mu} (f_k^i f_{j-k}^i + \delta_k^i f_{j-k}^i + \delta_{j-k}^i f_k^i) (x_k^{\frac{1}{3}} + x_{j-k}^{\frac{1}{3}})^2 \Delta x_k \right. \\ & \left. - 2 \sum_{x_k=x_\mu}^{x_k=x_{\max}} [f_k^i f_j^i + \delta_k^i f_j^i + \delta_j^i f_k^i] (x_k^{\frac{1}{3}} + x_j^{\frac{1}{3}})^2 \Delta x_k \right] + C \left[\sum_{x_k=x_j}^{x_k=x_{\text{BE}}} \left(\frac{\delta_k^i + f_k^i}{x_k^{\frac{1}{6}}} \right) \frac{\Delta x_k}{x_j} - \left(\frac{x_j - x_\mu}{m_j} \right) \left(\frac{\delta_j^i + f_j^i}{x_j^{\frac{1}{6}}} \right) \right] \end{aligned} \quad (\text{A6})$$

which can be reduced to the form of

$$\sum [\Psi I_{j,k} + \Phi_{j,k}] \delta_k = B_j \quad (\text{A7})$$

Here, we take $I_{j,k}$ as an unit matrix, where Ψ **and** Φ are some constant only related to mass distribution in the old time level.

Instead of implementing a thoroughly numerical analysis for the stability properties of explicitly method on Eq A2, we use the result from this implicit method to justify the robustness of the solution. For reasonable time steps and initial conditions, we are also able to get consistent result from explicit numerical method. To reduce numerical time cost, we'll switch to explicit method for further parameter space investigation in verified region.

REFERENCES

- Anathpindika, S., 2011, arXiv:1103.1189
- André, P., Belloche, A., Motte, F., & Peretto, N. 2007, *A&A*, 472, 519
- Alves, J., Lombardi, M., & Lada, C. J. 2007, *A&A*, 462, L17
- Alves, F. O., Franco, G. A. P., & Girart, J. M. 2008, *A&A*, 486, L13
- André, P., Men'shchikov, A., Bontemps, S., et al. 2010, *A&A*, 518, L102
- Binney, J., & Tremaine, S. 2008, *Galactic dynamics: second edition*, princeton press
- Bonnor, W. B. 1956, *MNRAS*, 116, 351
- Burkert, A., & Lin, D. N. C. 2000, *ApJ*, 537, 270
- Dib, S., Kim, J., & Shadmehri, M. 2007, *MNRAS*, 381, L40
- Dib, S., Brandenburg, A., Kim, J., Gopinathan, M., & André, P. 2008, *ApJ*, 678, L105
- Dib, S., Shadmehri, M., Padoan, P., et al. 2010, *MNRAS*, 405, 401
- Draine, B. T. 2011, *Physics of the interstellar and intergalactic medium*, princeton press
- Ebert, R. 1955, *Zeitschrift fur Astrophysik*, 37, 217
- Field, G. B. 1965, *ApJ*, 142, 531
- Gritschneider, M., & Lin, D. N. C. 2012, *ApJ*, 754, L13

- Hennebelle, P.& Chabrier, G. 2008,ApJ, 684, 395
- Könyves, V., André, P., Men'shchikov, A., et al. 2010, A&A, 518, L106
- Kroupa, P. 2002, Science, 295, 82
- Kroupa, P., & Boily, C. M. 2002, MNRAS, 336, 1188
- Krumholz, M. R., & Tan, J. C. 2007, ApJ, 654, 304
- Lada, C. et al, 2008, ApJ,672, 410
- Lazarian, A. 2009, Space Sci. Rev., 143, 357
- Lazarian, A., & Vishniac, E. T. 1999, ApJ, 517, 700
- Lin, D. N. C., & Murray, S. D. 2000, ApJ, 540, 170
- Lombardi, M., Alves, J., & Lada, C. J. 2006, A&A, 454, 781
- McKee, C. F., & Ostriker, E. C. 2007, ARA&A, 45, 565
- Murray, S. D., White, S. D. M., Blondin, J. M., & Lin, D. N. C. 1993, ApJ, 407, 588
- Murray, S. D., & Lin, D. N. C. 1996, ApJ, 467, 728
- Murray, S. D., Lin, D. N. C., & Dong, S. 2004, Star Formation in the Interstellar Medium:
In Honor of David Hollenbach, 323, 409
- Offner, S. R., Klein, R. I., & McKee, C. F. 2008, ApJ, 686, 1174
- Onishi, T., Kawamura, A., Abe, R., et al. 1999, PASJ, 51, 871
- Padoan, P., & Nordlund, Å. 2002, ApJ, 576, 870
- Rathborne, J. M., Lada, C. J., Muench, A. A., Alves, J. F., Kainulainen, J., Lombardi, M.
2009, ApJ, 699, 742
- Salpeter, E. E. 1955, ApJ, 121, 161
- Shadmehri, M. 2004, MNRAS, 354, 375
- Smith, R. J., Clark, P. C., & Bonnell, I. A. 2009, MNRAS, 396, 830
- Veltchev, T., Klessen, R. S.& Clark, P. C. 2011, MNRAS, 411, 301