

Measurement of  $\eta' \rightarrow \pi^+\pi^-e^+e^-$  and  $\eta' \rightarrow \pi^+\pi^-\mu^+\mu^-$ 

M. Ablikim<sup>1</sup>, M. N. Achasov<sup>6</sup>, O. Albayrak<sup>3</sup>, D. J. Ambrose<sup>39</sup>, F. F. An<sup>1</sup>, Q. An<sup>40</sup>, J. Z. Bai<sup>1</sup>, R. Baldini Ferroli<sup>17A</sup>,  
 Y. Ban<sup>26</sup>, J. Becker<sup>2</sup>, J. V. Bennett<sup>16</sup>, M. Bertani<sup>17A</sup>, J. M. Bian<sup>38</sup>, E. Boger<sup>19,a</sup>, O. Bondarenko<sup>20</sup>, I. Boyko<sup>19</sup>,  
 R. A. Briere<sup>3</sup>, V. Bytev<sup>19</sup>, H. Cai<sup>44</sup>, X. Cai<sup>1</sup>, O. Cakir<sup>34A</sup>, A. Calcaterra<sup>17A</sup>, G. F. Cao<sup>1</sup>, S. A. Cetin<sup>34B</sup>, J. F. Chang<sup>1</sup>,  
 G. Chelkov<sup>19,a</sup>, G. Chen<sup>1</sup>, H. S. Chen<sup>1</sup>, J. C. Chen<sup>1</sup>, M. L. Chen<sup>1</sup>, S. J. Chen<sup>24</sup>, X. Chen<sup>26</sup>, Y. B. Chen<sup>1</sup>, H. P. Cheng<sup>14</sup>,  
 Y. P. Chu<sup>1</sup>, D. Cronin-Hennessy<sup>38</sup>, H. L. Dai<sup>1</sup>, J. P. Dai<sup>1</sup>, D. Dedovich<sup>19</sup>, Z. Y. Deng<sup>1</sup>, A. Denig<sup>18</sup>, I. Denysenko<sup>19,b</sup>,  
 M. Destefanis<sup>43A,43C</sup>, W. M. Ding<sup>28</sup>, Y. Ding<sup>22</sup>, L. Y. Dong<sup>1</sup>, M. Y. Dong<sup>1</sup>, S. X. Du<sup>46</sup>, J. Fang<sup>1</sup>, S. S. Fang<sup>1</sup>, L. Fava<sup>43B,43C</sup>,  
 C. Q. Feng<sup>40</sup>, P. Friedel<sup>2</sup>, C. D. Fu<sup>1</sup>, J. L. Fu<sup>24</sup>, O. Fuks<sup>19,a</sup>, Y. Gao<sup>33</sup>, C. Geng<sup>40</sup>, K. Goetzen<sup>7</sup>, W. X. Gong<sup>1</sup>, W. Gradl<sup>18</sup>,  
 M. Greco<sup>43A,43C</sup>, M. H. Gu<sup>1</sup>, Y. T. Gu<sup>9</sup>, Y. H. Guan<sup>36</sup>, A. Q. Guo<sup>25</sup>, L. B. Guo<sup>23</sup>, T. Guo<sup>23</sup>, Y. P. Guo<sup>25</sup>, Y. L. Han<sup>1</sup>,  
 F. A. Harris<sup>37</sup>, K. L. He<sup>1</sup>, M. He<sup>1</sup>, Z. Y. He<sup>25</sup>, T. Held<sup>2</sup>, Y. K. Heng<sup>1</sup>, Z. L. Hou<sup>1</sup>, C. Hu<sup>23</sup>, H. M. Hu<sup>1</sup>, J. F. Hu<sup>35</sup>, T. Hu<sup>1</sup>,  
 G. M. Huang<sup>4</sup>, G. S. Huang<sup>40</sup>, J. S. Huang<sup>12</sup>, L. Huang<sup>1</sup>, X. T. Huang<sup>28</sup>, Y. Huang<sup>24</sup>, Y. P. Huang<sup>1</sup>, T. Hussain<sup>42</sup>, C. S. Ji<sup>40</sup>,  
 Q. Ji<sup>1</sup>, Q. P. Ji<sup>25</sup>, X. B. Ji<sup>1</sup>, X. L. Ji<sup>1</sup>, L. L. Jiang<sup>1</sup>, X. S. Jiang<sup>1</sup>, J. B. Jiao<sup>28</sup>, Z. Jiao<sup>14</sup>, D. P. Jin<sup>1</sup>, S. Jin<sup>1</sup>, F. F. Jing<sup>33</sup>,  
 N. Kalantar-Nayestanaki<sup>20</sup>, M. Kavatsyuk<sup>20</sup>, B. Kopf<sup>2</sup>, M. Kornicer<sup>37</sup>, W. Kuehn<sup>35</sup>, W. Lai<sup>1</sup>, J. S. Lange<sup>35</sup>, P. Larin<sup>11</sup>,  
 M. Leyhe<sup>2</sup>, C. H. Li<sup>1</sup>, Cheng Li<sup>40</sup>, Cui Li<sup>40</sup>, D. M. Li<sup>46</sup>, F. Li<sup>1</sup>, G. Li<sup>1</sup>, H. B. Li<sup>1</sup>, J. C. Li<sup>1</sup>, K. Li<sup>10</sup>, Lei Li<sup>1</sup>, Q. J. Li<sup>1</sup>,  
 S. L. Li<sup>1</sup>, W. D. Li<sup>1</sup>, W. G. Li<sup>1</sup>, X. L. Li<sup>28</sup>, X. N. Li<sup>1</sup>, X. Q. Li<sup>25</sup>, X. R. Li<sup>27</sup>, Z. B. Li<sup>32</sup>, H. Liang<sup>40</sup>, Y. F. Liang<sup>30</sup>,  
 Y. T. Liang<sup>35</sup>, G. R. Liao<sup>33</sup>, X. T. Liao<sup>1</sup>, D. Lin<sup>11</sup>, B. J. Liu<sup>1</sup>, C. L. Liu<sup>3</sup>, C. X. Liu<sup>1</sup>, F. H. Liu<sup>29</sup>, Fang Liu<sup>1</sup>, Feng Liu<sup>4</sup>,  
 H. Liu<sup>1</sup>, H. B. Liu<sup>9</sup>, H. H. Liu<sup>13</sup>, H. M. Liu<sup>1</sup>, H. W. Liu<sup>1</sup>, J. P. Liu<sup>44</sup>, K. Liu<sup>33</sup>, K. Y. Liu<sup>22</sup>, Kai Liu<sup>36</sup>, P. L. Liu<sup>28</sup>, Q. Liu<sup>36</sup>,  
 S. B. Liu<sup>40</sup>, X. Liu<sup>21</sup>, Y. B. Liu<sup>25</sup>, Z. A. Liu<sup>1</sup>, Zhiqiang Liu<sup>1</sup>, Zhiqing Liu<sup>1</sup>, H. Loehner<sup>20</sup>, G. R. Lu<sup>12</sup>, H. J. Lu<sup>14</sup>, J. G. Lu<sup>1</sup>,  
 Q. W. Lu<sup>29</sup>, X. R. Lu<sup>36</sup>, Y. P. Lu<sup>1</sup>, C. L. Luo<sup>23</sup>, M. X. Luo<sup>45</sup>, T. Luo<sup>37</sup>, X. L. Luo<sup>1</sup>, M. Lv<sup>1</sup>, C. L. Ma<sup>36</sup>, F. C. Ma<sup>22</sup>,  
 H. L. Ma<sup>1</sup>, Q. M. Ma<sup>1</sup>, S. Ma<sup>1</sup>, T. Ma<sup>1</sup>, X. Y. Ma<sup>1</sup>, F. E. Maas<sup>11</sup>, M. Maggiora<sup>43A,43C</sup>, Q. A. Malik<sup>42</sup>, Y. J. Mao<sup>26</sup>,  
 Z. P. Mao<sup>1</sup>, J. G. Messchendorp<sup>20</sup>, J. Min<sup>1</sup>, T. J. Min<sup>1</sup>, R. E. Mitchell<sup>16</sup>, X. H. Mo<sup>1</sup>, H. Moeini<sup>20</sup>, C. Morales Morales<sup>11</sup>,  
 K. Moriya<sup>16</sup>, N. Yu. Muchnoi<sup>6</sup>, H. Muramatsu<sup>39</sup>, Y. Nefedov<sup>19</sup>, C. Nicholson<sup>36</sup>, I. B. Nikolaev<sup>6</sup>, Z. Ning<sup>1</sup>, S. L. Olsen<sup>27</sup>,  
 Q. Ouyang<sup>1</sup>, S. Pacetti<sup>17B</sup>, J. W. Park<sup>27</sup>, M. Pelizaeus<sup>2</sup>, H. P. Peng<sup>40</sup>, K. Peters<sup>7</sup>, J. L. Ping<sup>23</sup>, R. G. Ping<sup>1</sup>, R. Poling<sup>38</sup>,  
 E. Prencipe<sup>18</sup>, M. Qi<sup>24</sup>, S. Qian<sup>1</sup>, C. F. Qiao<sup>36</sup>, L. Q. Qin<sup>28</sup>, X. S. Qin<sup>1</sup>, Y. Qin<sup>26</sup>, Z. H. Qin<sup>1</sup>, J. F. Qiu<sup>1</sup>, K. H. Rashid<sup>42</sup>,  
 G. Rong<sup>1</sup>, X. D. Ruan<sup>9</sup>, A. Sarantsev<sup>19,c</sup>, B. D. Schaefer<sup>16</sup>, M. Shao<sup>40</sup>, C. P. Shen<sup>37,d</sup>, X. Y. Shen<sup>1</sup>, H. Y. Sheng<sup>1</sup>,  
 M. R. Shepherd<sup>16</sup>, W. M. Song<sup>1</sup>, X. Y. Song<sup>1</sup>, S. Spataro<sup>43A,43C</sup>, B. Spruck<sup>35</sup>, D. H. Sun<sup>1</sup>, G. X. Sun<sup>1</sup>, J. F. Sun<sup>12</sup>, S. S. Sun<sup>1</sup>,  
 Y. J. Sun<sup>40</sup>, Y. Z. Sun<sup>1</sup>, Z. J. Sun<sup>1</sup>, Z. T. Sun<sup>40</sup>, C. J. Tang<sup>30</sup>, X. Tang<sup>1</sup>, I. Tapan<sup>34C</sup>, E. H. Thorndike<sup>39</sup>, D. Toth<sup>38</sup>,  
 M. Ullrich<sup>35</sup>, I. Uman<sup>34B</sup>, G. S. Varner<sup>37</sup>, B. Q. Wang<sup>26</sup>, D. Wang<sup>26</sup>, D. Y. Wang<sup>26</sup>, K. Wang<sup>1</sup>, L. L. Wang<sup>1</sup>, L. S. Wang<sup>1</sup>,  
 M. Wang<sup>28</sup>, P. Wang<sup>1</sup>, P. L. Wang<sup>1</sup>, Q. J. Wang<sup>1</sup>, S. G. Wang<sup>26</sup>, X. F. Wang<sup>33</sup>, X. L. Wang<sup>40</sup>, Y. D. Wang<sup>17A</sup>, Y. F. Wang<sup>1</sup>,  
 Y. Q. Wang<sup>18</sup>, Z. Wang<sup>1</sup>, Z. G. Wang<sup>1</sup>, Z. Y. Wang<sup>1</sup>, D. H. Wei<sup>8</sup>, J. B. Wei<sup>26</sup>, P. Weidenkaff<sup>18</sup>, Q. G. Wen<sup>40</sup>, S. P. Wen<sup>1</sup>,  
 M. Werner<sup>35</sup>, U. Wiedner<sup>2</sup>, L. H. Wu<sup>1</sup>, N. Wu<sup>1</sup>, Q. S. X. Wu<sup>40</sup>, W. Wu<sup>25</sup>, Z. Wu<sup>1</sup>, L. G. Xia<sup>33</sup>, Y. X. Xia<sup>15</sup>, Z. J. Xiao<sup>23</sup>,  
 Y. G. Xie<sup>1</sup>, Q. L. Xiu<sup>1</sup>, G. F. Xu<sup>1</sup>, G. M. Xu<sup>26</sup>, Q. J. Xu<sup>10</sup>, Q. N. Xu<sup>36</sup>, X. P. Xu<sup>31</sup>, Z. R. Xu<sup>40</sup>, F. Xue<sup>4</sup>, Z. Xue<sup>1</sup>, L. Yan<sup>40</sup>,  
 W. B. Yan<sup>40</sup>, Y. H. Yan<sup>15</sup>, H. X. Yang<sup>1</sup>, Y. Yang<sup>4</sup>, Y. X. Yang<sup>8</sup>, H. Ye<sup>1</sup>, M. Ye<sup>1</sup>, M. H. Ye<sup>5</sup>, B. X. Yu<sup>1</sup>, C. X. Yu<sup>25</sup>,  
 H. W. Yu<sup>26</sup>, J. S. Yu<sup>21</sup>, S. P. Yu<sup>28</sup>, C. Z. Yuan<sup>1</sup>, Y. Yuan<sup>1</sup>, A. A. Zafar<sup>42</sup>, A. Zallo<sup>17A</sup>, S. L. Zang<sup>24</sup>, Y. Zeng<sup>15</sup>, B. X. Zhang<sup>1</sup>,  
 B. Y. Zhang<sup>1</sup>, C. Zhang<sup>24</sup>, C. C. Zhang<sup>1</sup>, D. H. Zhang<sup>1</sup>, H. H. Zhang<sup>32</sup>, H. Y. Zhang<sup>1</sup>, J. Q. Zhang<sup>1</sup>, J. W. Zhang<sup>1</sup>,  
 J. Y. Zhang<sup>1</sup>, J. Z. Zhang<sup>1</sup>, LiLi Zhang<sup>15</sup>, R. Zhang<sup>36</sup>, S. H. Zhang<sup>1</sup>, X. J. Zhang<sup>1</sup>, X. Y. Zhang<sup>28</sup>, Y. Zhang<sup>1</sup>, Y. H. Zhang<sup>1</sup>,  
 Z. P. Zhang<sup>40</sup>, Z. Y. Zhang<sup>44</sup>, Zhenghao Zhang<sup>4</sup>, G. Zhao<sup>1</sup>, H. S. Zhao<sup>1</sup>, J. W. Zhao<sup>1</sup>, K. X. Zhao<sup>23</sup>, Lei Zhao<sup>40</sup>, Ling Zhao<sup>1</sup>,  
 M. G. Zhao<sup>25</sup>, Q. Zhao<sup>1</sup>, S. J. Zhao<sup>46</sup>, T. C. Zhao<sup>1</sup>, X. H. Zhao<sup>24</sup>, Y. B. Zhao<sup>1</sup>, Z. G. Zhao<sup>40</sup>, A. Zhemchugov<sup>19,a</sup>, B. Zheng<sup>41</sup>,  
 J. P. Zheng<sup>1</sup>, Y. H. Zheng<sup>36</sup>, B. Zhong<sup>23</sup>, L. Zhou<sup>1</sup>, X. Zhou<sup>44</sup>, X. K. Zhou<sup>36</sup>, X. R. Zhou<sup>40</sup>, C. Zhu<sup>1</sup>, K. Zhu<sup>1</sup>, K. J. Zhu<sup>1</sup>,  
 S. H. Zhu<sup>1</sup>, X. L. Zhu<sup>33</sup>, Y. C. Zhu<sup>40</sup>, Y. M. Zhu<sup>25</sup>, Y. S. Zhu<sup>1</sup>, Z. A. Zhu<sup>1</sup>, J. Zhuang<sup>1</sup>, B. S. Zou<sup>1</sup>, J. H. Zou<sup>1</sup>

(BESIII Collaboration)

<sup>1</sup> Institute of High Energy Physics, Beijing 100049, People's Republic of China<sup>2</sup> Bochum Ruhr-University, D-44780 Bochum, Germany<sup>3</sup> Carnegie Mellon University, Pittsburgh, Pennsylvania 15213, USA<sup>4</sup> Central China Normal University, Wuhan 430079, People's Republic of China<sup>5</sup> China Center of Advanced Science and Technology, Beijing 100190, People's Republic of China<sup>6</sup> G.I. Budker Institute of Nuclear Physics SB RAS (BINP), Novosibirsk 630090, Russia<sup>7</sup> GSI Helmholtzcentre for Heavy Ion Research GmbH, D-64291 Darmstadt, Germany<sup>8</sup> Guangxi Normal University, Guilin 541004, People's Republic of China<sup>9</sup> Guangxi University, Nanning 530004, People's Republic of China<sup>10</sup> Hangzhou Normal University, Hangzhou 310036, People's Republic of China<sup>11</sup> Helmholtz Institute Mainz, Johann-Joachim-Becher-Weg 45, D-55099 Mainz, Germany<sup>12</sup> Henan Normal University, Xinxiang 453007, People's Republic of China<sup>13</sup> Henan University of Science and Technology, Luoyang 471003, People's Republic of China<sup>14</sup> Huangshan College, Huangshan 245000, People's Republic of China<sup>15</sup> Hunan University, Changsha 410082, People's Republic of China<sup>16</sup> Indiana University, Bloomington, Indiana 47405, USA<sup>17</sup> (A)INFN Laboratori Nazionali di Frascati, I-00044, Frascati,  
Italy; (B)INFN and University of Perugia, I-06100, Perugia, Italy<sup>18</sup> Johannes Gutenberg University of Mainz, Johann-Joachim-Becher-Weg 45, D-55099 Mainz, Germany<sup>19</sup> Joint Institute for Nuclear Research, 141980 Dubna, Moscow region, Russia

- 62 <sup>20</sup> *KVI, University of Groningen, NL-9747 AA Groningen, The Netherlands*  
63 <sup>21</sup> *Lanzhou University, Lanzhou 730000, People's Republic of China*  
64 <sup>22</sup> *Liaoning University, Shenyang 110036, People's Republic of China*  
65 <sup>23</sup> *Nanjing Normal University, Nanjing 210023, People's Republic of China*  
66 <sup>24</sup> *Nanjing University, Nanjing 210093, People's Republic of China*  
67 <sup>25</sup> *Nankai University, Tianjin 300071, People's Republic of China*  
68 <sup>26</sup> *Peking University, Beijing 100871, People's Republic of China*  
69 <sup>27</sup> *Seoul National University, Seoul, 151-747 Korea*  
70 <sup>28</sup> *Shandong University, Jinan 250100, People's Republic of China*  
71 <sup>29</sup> *Shanxi University, Taiyuan 030006, People's Republic of China*  
72 <sup>30</sup> *Sichuan University, Chengdu 610064, People's Republic of China*  
73 <sup>31</sup> *Soochow University, Suzhou 215006, People's Republic of China*  
74 <sup>32</sup> *Sun Yat-Sen University, Guangzhou 510275, People's Republic of China*  
75 <sup>33</sup> *Tsinghua University, Beijing 100084, People's Republic of China*  
76 <sup>34</sup> (A) *Ankara University, Dogol Caddesi, 06100 Tandogan, Ankara, Turkey; (B) Dogus*  
77 *University, 34722 Istanbul, Turkey; (C) Uludag University, 16059 Bursa, Turkey*  
78 <sup>35</sup> *Universitaet Giessen, D-35392 Giessen, Germany*  
79 <sup>36</sup> *University of Chinese Academy of Sciences, Beijing 100049, People's Republic of China*  
80 <sup>37</sup> *University of Hawaii, Honolulu, Hawaii 96822, USA*  
81 <sup>38</sup> *University of Minnesota, Minneapolis, Minnesota 55455, USA*  
82 <sup>39</sup> *University of Rochester, Rochester, New York 14627, USA*  
83 <sup>40</sup> *University of Science and Technology of China, Hefei 230026, People's Republic of China*  
84 <sup>41</sup> *University of South China, Hengyang 421001, People's Republic of China*  
85 <sup>42</sup> *University of the Punjab, Lahore-54590, Pakistan*  
86 <sup>43</sup> (A) *University of Turin, I-10125, Turin, Italy; (B) University of Eastern*  
87 *Piedmont, I-15121, Alessandria, Italy; (C) INFN, I-10125, Turin, Italy*  
88 <sup>44</sup> *Wuhan University, Wuhan 430072, People's Republic of China*  
89 <sup>45</sup> *Zhejiang University, Hangzhou 310027, People's Republic of China*  
90 <sup>46</sup> *Zhengzhou University, Zhengzhou 450001, People's Republic of China*
- 91 <sup>a</sup> *Also at the Moscow Institute of Physics and Technology, Moscow 141700, Russia*  
92 <sup>b</sup> *On leave from the Bogolyubov Institute for Theoretical Physics, Kiev 03680, Ukraine*  
93 <sup>c</sup> *Also at the PNPI, Gatchina 188300, Russia*  
94 <sup>d</sup> *Present address: Nagoya University, Nagoya 464-8601, Japan*

Based on a sample of 225.3 million  $J/\psi$  events accumulated with the BESIII detector at the BEPCII, the decays of  $\eta' \rightarrow \pi^+\pi^-l^+l^-$  are studied via  $J/\psi \rightarrow \gamma\eta'$ . A clear  $\eta'$  signal is observed in the  $\pi^+\pi^-e^+e^-$  mass spectrum, and the branching fraction is measured to be  $\mathcal{B}(\eta' \rightarrow \pi^+\pi^-e^+e^-) = (2.11 \pm 0.12 \text{ (stat.)} \pm 0.15 \text{ (syst.)}) \times 10^{-3}$ , which is in good agreement with theoretical predictions and the previous measurement, but is determined with much higher precision. No  $\eta'$  signal is found in the  $\pi^+\pi^-\mu^+\mu^-$  mass spectrum, and the upper limit is determined to be  $\mathcal{B}(\eta' \rightarrow \pi^+\pi^-\mu^+\mu^-) < 2.9 \times 10^{-5}$  at the 90% confidence level.

95 PACS numbers: 25.75.Gz, 14.40.Df, 12.38.Mh

## 96 I. INTRODUCTION

97 Since the  $\eta'$  was discovered in 1964 [1, 2], there has  
98 been considerable interest in its decay both theoretically  
99 and experimentally because of its special role in low en-  
100 ergy scale Quantum Chromodynamics (QCD) theory. Its  
101 main decay modes, including hadronic and radiative de-  
102 cays, have been well measured [3], but the study of  $\eta'$   
103 anomalous decays is still an open field.

104 Recently, using the radiative decay  $J/\psi \rightarrow \gamma\eta'$  via  
105  $\psi(3686) \rightarrow \pi^+\pi^-J/\psi$  as the source of  $\eta'$  mesons,  
106 CLEO [4] reported the first observation of the conver-  
107 sion decay  $\eta' \rightarrow \pi^+\pi^-e^+e^-$ , which has been discussed  
108 for many years based on the Vector Meson Dominance  
109 (VMD) model and Chiral Perturbation Theory [5–7].  
110 Theoretically this decay is expected to proceed via a  
111 virtual photon intermediate state,  $\eta' \rightarrow \pi^+\pi^-\gamma^* \rightarrow$

112  $\pi^+\pi^-e^+e^-$ , and provides a more stringent test of the  
113 theories since it involves off-shell photons. In accor-  
114 dance with theoretical predictions, the two prominent  
115 features expected for this decay are a peak with a long  
116 tail just above  $2m_e$  in the  $e^+e^-$  ( $M_{e^+e^-}$ ) mass spec-  
117 trum, and a dominant  $\rho^0$  contribution in  $M_{\pi^+\pi^-}$ . CLEO  
118 with limited statistics was unable to explore these dis-  
119 tributions, although their measured branching fraction,  
120  $\mathcal{B}(\eta' \rightarrow \pi^+\pi^-e^+e^-) = (2.5_{-0.9}^{+1.2} \pm 0.5) \times 10^{-3}$  [4], was  
121 consistent with predicted values around  $2 \times 10^{-3}$ . In  
122 addition, the search for  $\eta' \rightarrow \pi^+\pi^-\mu^+\mu^-$ , which is pre-  
123 dicted to be lower by two order of magnitude, was also  
124 performed. No evident signal was observed, and the up-  
125 per limit,  $\mathcal{B}(\eta' \rightarrow \pi^+\pi^-\mu^+\mu^-) < 2.4 \times 10^{-4}$ , at the 90%  
126 confidence level (C.L.), was determined.

At BESIII a sample of  $(225.3 \pm 2.8) \times 10^6$  [8]  $J/\psi$  events,  
corresponding to  $1.2 \times 10^6$   $\eta'$  events produced through the

radiative decay  $J/\psi \rightarrow \gamma\eta'$ , was collected in 2009, and offers a unique opportunity to study  $\eta'$  decays. In addition to  $\eta' \rightarrow \pi^+\pi^-l^+l^-$ ,  $\eta' \rightarrow \gamma\pi^+\pi^-$  is also studied to determine the ratio of  $\mathcal{B}(\eta' \rightarrow \pi^+\pi^-l^+l^-)$  to  $\mathcal{B}(\eta' \rightarrow \gamma\pi^+\pi^-)$ . The advantage of measuring  $\frac{\mathcal{B}(\eta' \rightarrow \pi^+\pi^-l^+l^-)}{\mathcal{B}(\eta' \rightarrow \gamma\pi^+\pi^-)}$  is that uncertainties due to the number of  $J/\psi$  events, tracking efficiency from  $\pi^\pm$  and the radiative photon detection efficiency cancel.

## II. THE EXPERIMENT AND MONTE CARLO SIMULATION

BEPCCII is a double-ring  $e^+e^-$  collider designed for a peak luminosity of  $10^{33} \text{ cm}^{-2}\text{s}^{-1}$  at the center of mass energy of 3770 MeV. The cylindrical core of the BESIII detector consists of a helium-gas-based drift chamber (MDC) for charged track and particle identification (PID) by  $dE/dx$ , a plastic scintillator time-of-flight system (TOF), and a 6240-crystal CsI(Tl) Electromagnetic Calorimeter (EMC) for electron identification and photon detection. These components are all enclosed in a superconducting solenoidal magnet providing a 1.0-T magnetic field. The solenoid is supported by an octagonal flux-return yoke with resistive-plate-counter muon detector modules (MU) interleaved with steel. The geometrical acceptance for charged tracks and photons is 93% of  $4\pi$ , and the resolutions for charged track momentum and photon energy at 1 GeV are 0.5% and 2.5%, respectively. More details on the features and capabilities of BESIII are provided in Ref. [9].

The estimation of backgrounds and the determinations of detection efficiencies are performed through Monte Carlo (MC) simulations. The BESIII detector is modeled with the GEANT4 [10, 11]. The production of the  $J/\psi$  resonance is implemented with MC event generator KKMC [12, 13], while the decays are performed with EVTGEN [14]. The possible hadronic backgrounds are studied using a sample of  $J/\psi$  inclusive events in which the known decays of the  $J/\psi$  are modeled with branching fractions being set to the world average values in PDG [3], while the unknown decays are generated with the LUNDCHARM model [15]. For  $\eta' \rightarrow \pi^+\pi^-l^+l^-$  decays, a model [16] based on theoretical calculations using the vector meson dominant model with infinite-width corrections and pseudoscalar meson mixing [7] was developed.

## III. ANALYSIS

### A. $\eta' \rightarrow \pi^+\pi^-l^+l^-$

The final state in this analysis is  $\gamma\pi^+\pi^-l^+l^-$ , with  $l$  being an electron or a muon. The charged tracks in the polar angle range  $|\cos\theta| < 0.93$  are reconstructed from hits in the MDC. Good charged tracks are required to pass within  $\pm 10$  cm of the interaction point in the

beam direction and  $\pm 1$  cm in the plane perpendicular to the beam. Photon candidates are reconstructed by clustering the EMC crystal energies. The minimum energy is 25 MeV for barrel showers ( $|\cos\theta| < 0.8$ ) and 50 MeV for end-cap showers ( $0.86 < |\cos\theta| < 0.92$ ). To eliminate the showers from charged particles, a photon must be separated by at least  $15^\circ$  from any good charged track. An EMC timing requirement is used to suppress noise and energy deposits unrelated to the event. Candidate events are required to contain exactly four good charged tracks with zero net charge and at least one good photon. To determine the species of the final state particles and select the best photon when additional photons are found in an event, the combination with the minimum value of  $\chi^2_{\gamma\pi^+\pi^-l^+l^-}$  is retained. Here  $\chi^2_{\gamma\pi^+\pi^-l^+l^-} = \chi^2_{4C} + \sum_{j=1}^4 \chi^2_{\text{PID}}(j)$  is the sum of the chi-square from the four-constraint (4C) kinematic fit, and that from PID, formed by combining TOF and  $dE/dx$  information of each charged track for each particle hypothesis (pion, electron, or muon). Events with  $\chi^2_{4C} < 75$  are kept as  $\gamma\pi^+\pi^-l^+l^-$  candidates. A 4C kinematic fit under the hypothesis of  $\gamma 2(\pi^+\pi^-)$  is also performed, and  $\chi^2_{\gamma 2(\pi^+\pi^-)} > \chi^2_{\gamma\pi^+\pi^-l^+l^-}$  is required to reject possible background events from  $J/\psi \rightarrow \gamma 2(\pi^+\pi^-)$ .

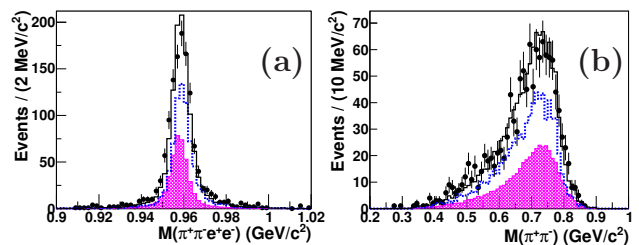


FIG. 1: Kinematical distributions for the  $\eta'$  to  $\pi^+\pi^-e^+e^-$  decay: The invariant mass distributions of (a)  $\pi^+\pi^-e^+e^-$  and (b)  $\pi^+\pi^-$ . Dots with error bars represent the data; the shaded area is MC signal shape, the dashed histogram is the  $\eta' \rightarrow \gamma\rho^0(\pi^+\pi^-)$  MC line shape, and the solid histogram is the sum of MC signal and MC background from  $\eta' \rightarrow \gamma\rho^0(\pi^+\pi^-)$ . Both of these MC simulations are normalized to the yields found in Table I.

A very clear  $\eta'$  signal is observed in the  $\pi^+\pi^-e^+e^-$  invariant mass distribution, shown in Fig. 1(a) after the above event selection. MC study shows that the dominant background events come from  $J/\psi \rightarrow \gamma\eta'$ ,  $\eta' \rightarrow \gamma\pi^+\pi^-$  with the  $\eta'$  photon subsequently converted into an electron-positron pair; this background is displayed as the dashed histogram in Fig. 1(a). The di-pion invariant mass distribution, which is shown in Fig. 1(b), shows good agreement between data and MC simulation. Figure 2 displays the  $e^+e^-$  mass spectrum after requiring  $|M(\pi^+\pi^-e^+e^-) - m(\eta')| < 0.02 \text{ GeV}/c^2$ ; the background from  $\gamma\pi^+\pi^-$  conversions can be easily distinguished. The enhancement close to  $e^+e^-$  mass threshold corresponds to the signal from the  $\eta' \rightarrow \pi^+\pi^-e^+e^-$  decay, and the clear peak around  $0.015 \text{ GeV}/c^2$  comes from

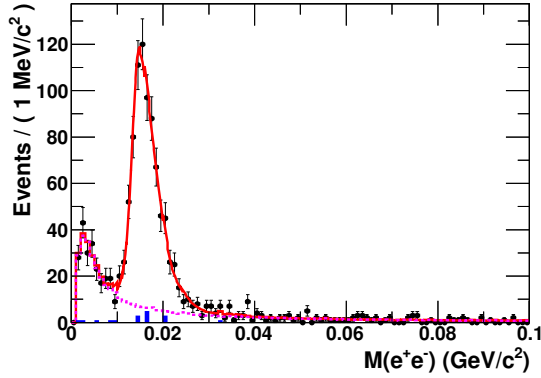


FIG. 2: The  $e^+e^-$  invariant mass spectrum of data (dots with error bars) after all selection criteria are applied. The solid line represents the fit result, the dotted histogram is the MC signal shape and the shaded histogram is background obtained from  $\eta'$  sideband events.

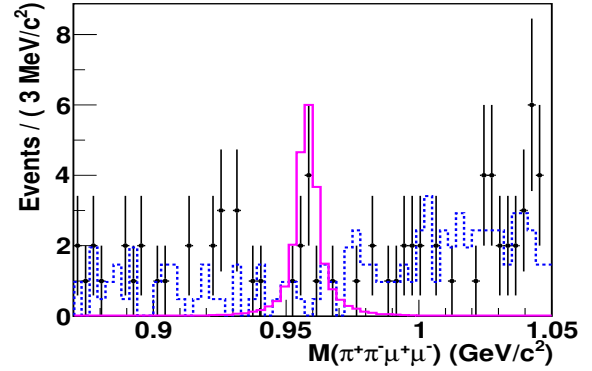


FIG. 3: The  $\pi^+\pi^-\mu^+\mu^-$  invariant mass distributions of data and MC simulation with all selection criteria applied. Dots with error bars represent the data, the solid histogram is MC signal, and the dashed line indicates inclusive MC.

the background events of  $\eta' \rightarrow \gamma\pi^+\pi^-$  where the photon undergoes conversion to an  $e^+e^-$  pair and the electron (positron)'s momentum is improperly reconstructed assuming that all the charged tracks are from the interaction point. The background contributions of  $J/\psi \rightarrow \pi^+\pi^-\pi^0$  and  $J/\psi \rightarrow \gamma\pi^+\pi^-\pi^0$  are estimated from the  $\eta'$  sideband region ( $0.88 \text{ GeV}/c^2 < M(\pi^+\pi^-e^+e^-) < 0.90 \text{ GeV}/c^2$  or  $1.02 \text{ GeV}/c^2 < M(\pi^+\pi^-e^+e^-) < 1.04 \text{ GeV}/c^2$ ).

To extract the  $\eta' \rightarrow \pi^+\pi^-e^+e^-$  events, a maximum likelihood fit is performed on the observed  $e^+e^-$  invariant mass distribution with the signal shape described by the MC generator specifically developed for this analysis, the dominant background shape parameterized by a smooth function describing the  $\gamma$  conversion events from  $\eta' \rightarrow \gamma\pi^+\pi^-$ , and the contribution (17 events) obtained from  $\eta'$  sideband fixed in the fit to account for the non- $\eta'$  background. The fit, shown in Fig. 2, yields  $429 \pm 24$   $\pi^+\pi^-e^+e^-$  events, and the detection efficiency obtained from MC simulation is  $(16.94 \pm 0.08)\%$ ; both are summarized in Table I.

Figure 3 shows the  $\pi^+\pi^-\mu^+\mu^-$  invariant mass spectrum for candidates surviving all selection criteria. The contribution from background events, mainly coming from  $J/\psi \rightarrow \pi^0\pi^+\pi^-\pi^+\pi^-$  and  $J/\psi \rightarrow \gamma\pi^+\pi^-\pi^+\pi^-$  and estimated with the inclusive MC  $J/\psi$  events, is shown as the dashed histogram. Although a few events accumulate in the  $\eta'$  mass region, they are not significant.

To determine the upper limit on the  $\eta'$  signal, a series of unbinned maximum likelihood fits is performed to the mass spectrum of  $\pi^+\pi^-\mu^+\mu^-$  with an expected  $\eta'$  signal. In the fit, the line shape of the  $\eta'$  signal is determined by MC simulation, and the background is represented with a second-order Chebychev polynomial. The likelihood distributions of the fit are taken as the probability density function (PDF) directly. The upper limit on the number of signal events at the 90% C.L. is defined as  $N^{\text{U.L.}}$ , corresponding to the number of events at 90% of the integral of the PDF. The fit-related uncertainties on  $N^{\text{U.L.}}$  are estimated by using different fit ranges and different orders of the background polynomial. The maximum one,  $N^{\text{U.L.}} = 12$ , and the detection efficiency from MC simulation,  $(35.47 \pm 0.11)\%$ , are used to evaluate the upper limit on the branching fraction.

### B. $J/\psi \rightarrow \gamma\eta'$ , $\eta' \rightarrow \gamma\pi^+\pi^-$

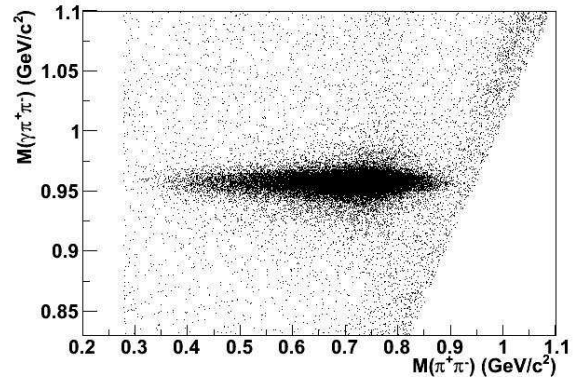


FIG. 4: Scatter plot of  $M(\gamma\pi^+\pi^-)$  versus  $M(\pi^+\pi^-)$  for data.

The final state is  $\gamma\gamma\pi^+\pi^-$  for this mode. The charged track and good photon selection are the same as those described above, but no PID is applied in the event selection. A 4C kinematic fit is performed under the hypothesis of  $J/\psi \rightarrow \pi^+\pi^-\gamma\gamma$ , and  $\chi_{4C}^2 < 75$  is required. For events with more than two photon candidates, the combination with the minimum  $\chi_{4C}^2$  is retained. To reject background events with  $\pi^0$  in the final state, the invariant mass of the two photons is required to satisfy

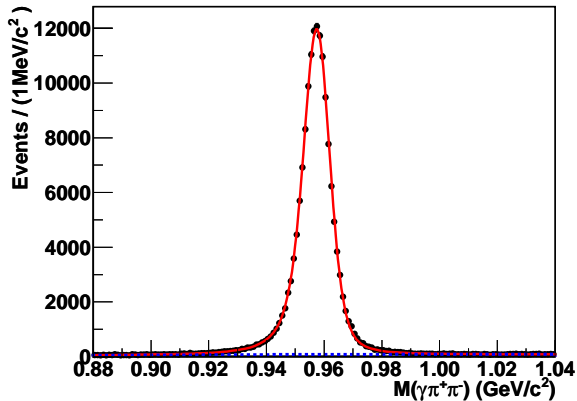


FIG. 5: The  $\gamma\pi^+\pi^-$  invariant mass spectrum for data after all selection criteria are applied. The solid curve is the fit result, and the dashed line represents the background polynomial.

TABLE I: Numbers used in the branching fraction calculations: the fitted signal yields,  $N$  (or 90% C.L. upper limit); the detection efficiency,  $\epsilon$ .

$\eta'$ decay mode	$\epsilon$ (%)	$N$
$\pi^+\pi^-e^+e^-$	$16.94 \pm 0.08$	$429 \pm 24$
$\pi^+\pi^-\mu^+\mu^-$	$35.47 \pm 0.11$	$< 12$
$\gamma\rho^0(\pi^+\pi^-)$	$45.39 \pm 0.07$	$158916 \pm 425$

$M(\gamma\gamma) > 0.16$  GeV/ $c^2$ ; this removes 94% background while the efficiency loss is only 0.73%. The experimental signature of  $J/\psi \rightarrow \gamma\eta'$  ( $\eta' \rightarrow \gamma\pi^+\pi^-$ ) is given by the radiative photon from  $J/\psi$  decays, that carries a unique energy of 1.4 GeV. Consequently it is easy to distinguish this photon from those from  $\eta'$  decays. In this analysis, the combination of  $\gamma\pi^+\pi^-$  invariant mass closest to the  $\eta'$  mass is chosen to reconstruct the  $\eta'$ .

Figure 4 shows the scatter plot of  $M(\gamma\pi^+\pi^-)$  versus  $M(\pi^+\pi^-)$  for the candidate events, where the distinct  $\eta' - \rho^0$  band corresponds to the decay  $\eta' \rightarrow \gamma\pi^+\pi^-$ . A very clean  $\eta'$  peak is observed in the  $M(\gamma\pi^+\pi^-)$  distribution, as displayed in Fig. 5. The peak is fitted with the MC simulated signal shape convolved with a Gaussian mass resolution function to account for the difference in mass resolution between data and MC simulations, plus a second-order Chebychev polynomial background shape. The fit, shown as the smooth curve in Fig. 5 gives  $158916 \pm 425$   $\eta' \rightarrow \gamma\pi^+\pi^-$  events, and the detection efficiency,  $(45.39 \pm 0.07)\%$ , is obtained from the MC simulation; these are tabulated in Table I. In the simulation of  $\eta' \rightarrow \gamma\pi^+\pi^-$ , since the resonant contribution from  $\rho^0 \rightarrow \pi^+\pi^-$  is insufficient to describe the data, the non-resonant contribution (known as the "box anomaly") is also included using a decay rate formula [17] deduced from the ones used in Refs. [18–20]. With the parameters tuned with data, the comparison of the simulated dipion mass spectrum to data in Fig. 6 shows good agreement.

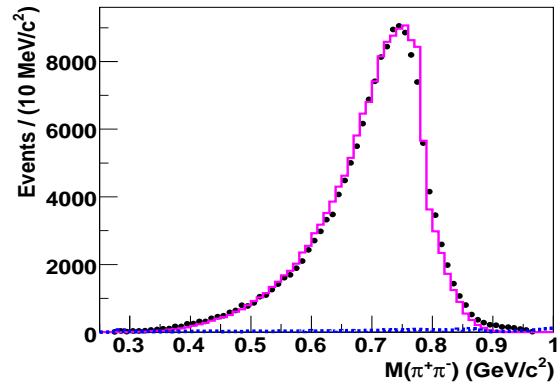


FIG. 6: The comparison of the simulated  $\pi^+\pi^-$  mass spectrum with data. Dots with error bars are data within the  $\eta'$  region ( $[0.938, 0.978]$  GeV/ $c^2$ ), the dashed histogram is background obtained from the  $\eta'$  sideband, and the solid histogram represents the MC simulation.

#### IV. SYSTEMATIC ERRORS

In the measurement of the ratio of the branching fractions, the possible systematic error sources and the corresponding contributions are discussed in detail below.

- Form factor uncertainty. In the MC generator used to determine the detection efficiency of  $\eta' \rightarrow \pi^+\pi^-l^+l^-$ , the VMD factor defined for the hidden gauge model is introduced to account for the contribution from the  $\rho^0$  meson. The detection efficiency dependence is evaluated by replacing the factor above with the modified VMD factors denoted in Ref. [7]. The maximum change of the detection efficiencies is assigned as the systematic error, which is listed in Table II.
- MDC tracking efficiency. Since the systematic errors for the two charged pions cancel by measuring the relative branching fraction of  $\eta' \rightarrow \pi^+\pi^-l^+l^-$  and  $\eta' \rightarrow \gamma\pi^+\pi^-$ , only the systematic error caused by the MDC tracking from the leptonic pairs need be considered. As the momenta of the two charged leptons are quite low, it is difficult to select a pure sample from data. In this analysis the MDC tracking uncertainty of charged pions at low momentum is determined and used to estimate that of the leptons by reweighting in accordance with their momenta. The data sample of  $J/\psi \rightarrow \gamma\eta'$ ,  $\eta' \rightarrow \gamma\pi^+\pi^-$  is used to evaluate the data-MC difference of pions at low momentum and finally the MDC tracking uncertainty is estimated to be 2.1% for electrons and 1.6% for muons, where the dominant contribution is from the momentum region below 200 MeV/ $c$ . Therefore 4.2% and 3.2% are taken as the systematic errors on the tracking efficiency for the channels with  $e^+e^-$  and  $\mu^+\mu^-$ , respectively,

in the final states.

- Photon detection efficiency. The photon detection efficiency is studied with three independent decay modes,  $\psi(2S) \rightarrow \pi^+\pi^-J/\psi$  ( $J/\psi \rightarrow \rho^0\pi^0$ ),  $\psi(2S) \rightarrow \pi^+\pi^-J/\psi$  ( $J/\psi \rightarrow l^+l^-$ ) and  $J/\psi \rightarrow \rho^0\pi^0$  [21]. The results indicate that the difference between the detection efficiency of data and MC simulation is within 1% for each photon. Since the uncertainty from the radiative photons cancel by measuring the relative branching fraction of  $\eta' \rightarrow \pi^+\pi^-l^+l^-$  and  $\eta' \rightarrow \gamma\pi^+\pi^-$ , 1% is taken to be the systematic error from the photon in  $\eta'$  decaying into  $\gamma\pi^+\pi^-$ .
- Particle ID. The study of the particle ID efficiency of the pion is performed using the clean control sample of  $J/\psi \rightarrow \pi^+\pi^-\pi^0$ , and indicates that the pion particle ID efficiency for data agrees within 1% of that of the MC simulation in the pion momentum region. The particle ID efficiency of the electron was checked with radiative Bhabha events, and the difference between data and MC simulation is found to be 1%. In this analysis, 4% is taken as the systematic error from the particle ID efficiency of the four charged tracks in  $\eta'$  decaying into  $\pi^+\pi^-l^+l^-$ .
- Kinematic fit. The clean sample  $J/\psi \rightarrow \phi\eta$  ( $\phi \rightarrow K^+K^-$ ,  $\eta \rightarrow \pi^+\pi^-\pi^0$ ) selected without a kinematic fit is used to estimate the systematic error associated with the 4C kinematic fit. The difference between data and MC is determined to be  $(0.47 \pm 1.45)\%$ , with  $\chi^2 < 75$ . In this paper, 1.9% is taken to be the systematic error from the kinematic fit for the analyzed decays of  $J/\psi \rightarrow \gamma\eta'$  ( $\eta' \rightarrow \pi^+\pi^-l^+l^-$ ). For  $J/\psi \rightarrow \gamma\eta'$ ,  $\eta' \rightarrow \gamma\pi^+\pi^-$  channel, the 4C kinematic fit uncertainty is estimated to be less than 0.7% using the control sample  $J/\psi \rightarrow \rho\pi$ . Thus, the error from kinematic fit is, 2.0%, the sum of them added in quadrature.
- Background uncertainty. Studies have shown that the mass resolution of  $\gamma\pi^+\pi^-$ , as simulated by the MC, is underestimated. To evaluate the systematic effect associated with this, the invariant mass of  $\gamma\pi^+\pi^-$  in the MC sample is smeared with a Gaussian function, where the width of this Gaussian is floated in the fit. The change of the result, 0.9%, is assigned to be the systematic error.
- $\eta'$  mass window requirement. Another source of systematic uncertainty is the requirement on the  $\eta'$  mass window selection  $|M(\pi^+\pi^-e^+e^-) - m(\eta')| < 0.02 \text{ GeV}/c^2$ . The uncertainty is studied using a looser requirement of  $0.90 \text{ GeV}/c^2 < M(\pi^+\pi^-e^+e^-) < 1.02 \text{ GeV}/c^2$ , and an uncertainty of 2.0% is assigned for this item.
- Uncertainty of the number of  $\eta' \rightarrow \gamma\pi^+\pi^-$  events ( $N_{\eta' \rightarrow \gamma\pi^+\pi^-}$ ). The uncertainty from this item,

TABLE II: Impact (in %) of the systematic uncertainties on the measured branching fractions.

Sources	$\eta' \rightarrow \pi^+\pi^-e^+e^-$	$\eta' \rightarrow \pi^+\pi^-\mu^+\mu^-$
Form factor uncertainty	0.2	0.3
MDC tracking	4.2	3.2
Photon detection	1.0	1.0
PID	4.0	4.0
4C kinematic fit	2.0	2.0
Background uncertainty	0.9	–
$\eta'$ mass window	2.0	–
$N_{\eta' \rightarrow \gamma\pi^+\pi^-}$	0.5	0.5
MC statistics	0.6	0.4
Total	6.6	5.6

0.5%, contains the error due to the  $\pi^0$  veto cut ( $M(\gamma\gamma) > 0.16 \text{ GeV}/c^2$ ) and the fit-related error.

Except for the systematic uncertainties studied above, a small uncertainty due to the statistical error of the efficiencies in  $\eta' \rightarrow \pi^+\pi^-l^+l^-$  and  $\eta' \rightarrow \gamma\pi^+\pi^-$  is also considered; all errors are summarized in Table II. The total systematic error is the sum of them added in quadrature.

## V. RESULTS

The ratio (upper limit) of  $\mathcal{B}(\eta' \rightarrow \pi^+\pi^-l^+l^-)$  to  $\mathcal{B}(\eta' \rightarrow \gamma\pi^+\pi^-)$  is calculated with

$$\frac{\mathcal{B}(\eta' \rightarrow \pi^+\pi^-l^+l^-)}{\mathcal{B}(\eta' \rightarrow \gamma\pi^+\pi^-)} = \frac{N_{\eta' \rightarrow \pi^+\pi^-l^+l^-} / \epsilon_{\eta' \rightarrow \pi^+\pi^-l^+l^-}}{N_{\eta' \rightarrow \gamma\pi^+\pi^-} / \epsilon_{\eta' \rightarrow \gamma\pi^+\pi^-}},$$

where  $N_{\eta' \rightarrow \pi^+\pi^-l^+l^-}$  and  $N_{\eta' \rightarrow \gamma\pi^+\pi^-}$  are the observed events (or the 90% C.L. upper limit) of  $\eta' \rightarrow \pi^+\pi^-l^+l^-$  and  $\eta' \rightarrow \gamma\pi^+\pi^-$ , and  $\epsilon_{\eta' \rightarrow \pi^+\pi^-l^+l^-}$  and  $\epsilon_{\eta' \rightarrow \gamma\pi^+\pi^-}$  are the corresponding detection efficiencies. With the numbers given in Table I, the ratio  $\frac{\mathcal{B}(\eta' \rightarrow \pi^+\pi^-e^+e^-)}{\mathcal{B}(\eta' \rightarrow \gamma\pi^+\pi^-)}$  is determined to be  $(7.2 \pm 0.4 \text{ (stat.)} \pm 0.5 \text{ (syst.)}) \times 10^{-3}$ , where the first error is the statistical error from  $N_{\eta' \rightarrow \pi^+\pi^-l^+l^-}$  and  $N_{\eta' \rightarrow \gamma\pi^+\pi^-}$ . To calculate the upper limit, the systematic error is taken into account by a factor of  $\frac{1}{1 - \delta_{\text{syst}}}$ . Therefore the upper limit,  $1.0 \times 10^{-4}$ , on the ratio  $\frac{\mathcal{B}(\eta' \rightarrow \pi^+\pi^-e^+e^-)}{\mathcal{B}(\eta' \rightarrow \gamma\pi^+\pi^-)}$  is given at the 90% confidence level.

## VI. SUMMARY

The measurements of  $\eta' \rightarrow \pi^+\pi^-l^+l^-$ ,  $l^\pm = (e^\pm, \mu^\pm)$  are performed using the sample of 225.3 million  $J/\psi$  events collected with the BESIII detector. A clear signal is observed in the invariant mass spectrum of  $\pi^+\pi^-e^+e^-$ , and the ratio  $\frac{\mathcal{B}(\eta' \rightarrow \pi^+\pi^-e^+e^-)}{\mathcal{B}(\eta' \rightarrow \gamma\pi^+\pi^-)}$  is determined to be  $(7.2 \pm 0.4 \text{ (stat.)} \pm 0.5 \text{ (syst.)}) \times 10^{-3}$ . Using the PDG world average of  $\mathcal{B}(\eta' \rightarrow \gamma\pi^+\pi^-)$  and its uncertainty [3], the branching fraction is measured to be  $\mathcal{B}(\eta' \rightarrow \pi^+\pi^-e^+e^-) = (2.11 \pm 0.12 \text{ (stat.)} \pm 0.15 \text{ (syst.)}) \times$

417  $10^{-3}$  which is consistent with the theoretical predictions<sup>435</sup>  
 418 and previous measurement, but with the precision im-<sup>436</sup>  
 419 proved significantly. The mass spectra of  $\pi^+\pi^-$  and<sup>437</sup>  
 420  $e^+e^-$  are also consistent with the theoretical predictions<sup>438</sup>  
 421 that  $M_{\pi^+\pi^-}$  is dominated by  $\rho^0$ , and  $M_{e^+e^-}$  has a peak<sup>439</sup>  
 422 just above  $2m_e$  with a long tail. No evidence for  $\eta'$ <sup>440</sup>  
 423 decaying into  $\pi^+\pi^-\mu^+\mu^-$  is found, and an upper limit<sup>441</sup>  
 424 of  $1.0 \times 10^{-4}$  on the ratio of  $\frac{\mathcal{B}(\eta' \rightarrow \pi^+\pi^-\mu^+\mu^-)}{\mathcal{B}(\eta' \rightarrow \gamma\pi^+\pi^-)}$  is ob-<sup>442</sup>  
 425 tained at the 90% confidence level. The corresponding<sup>443</sup>  
 426 branching fraction upper limit of  $\eta' \rightarrow \pi^+\pi^-\mu^+\mu^-$  is<sup>444</sup>  
 427  $\mathcal{B}(\eta' \rightarrow \pi^+\pi^-\mu^+\mu^-) < 2.9 \times 10^{-5}$ .<sup>445</sup>

## 428 VII. ACKNOWLEDGMENT

429 The BESIII collaboration thanks the staff of BEPCII<sup>450</sup>  
 430 and the computing center for their hard efforts. This<sup>451</sup>  
 431 work is supported in part by the Ministry of Science and<sup>452</sup>  
 432 Technology of China under Contract No. 2009CB825200;<sup>453</sup>  
 433 National Natural Science Foundation of China (NSFC)<sup>454</sup>  
 434 under Contracts Nos. 10625524, 10821063, 10825524,

10835001, 10935007, 10979033, 10979012, 11175189,  
 11125525, 11235011; Joint Funds of the National Nat-  
 ural Science Foundation of China under Contracts Nos.  
 11079008, 11179007; the Chinese Academy of Sciences  
 (CAS) Large-Scale Scientific Facility Program; CAS un-  
 der Contracts Nos. KJCX2-YW-N29, KJCX2-YW-N45;  
 100 Talents Program of CAS; German Research Found-  
 ation DFG under Contract No. Collaborative Research  
 Center CRC-1044; Istituto Nazionale di Fisica Nucleare,  
 Italy; Ministry of Development of Turkey under Con-  
 tract No. DPT2006K-120470; U. S. Department of En-  
 ergy under Contracts Nos. DE-FG02-04ER41291, DE-  
 FG02-05ER41374, DE-FG02-94ER40823; U.S. National  
 Science Foundation; University of Groningen (RuG) and  
 the Helmholtzzentrum fuer Schwerionenforschung GmbH  
 (GSI), Darmstadt; WCU Program of National Research  
 Foundation of Korea under Contract No. R32-2008-000-  
 10155-0. This paper is also supported by the Natural  
 Science Foundation of Shandong Province, China under  
 Contracts Nos. 2009ZRB02465.

- 
- 455 [1] G. R. Kalbfleisch *et al.*, Phys. Rev. Lett. **12**, 527 (1964).<sup>474</sup>  
 456 [2] M. Goldberg *et al.*, Phys. Rev. Lett. **12**, 546 (1964).<sup>475</sup>  
 457 [3] J. Beringer *et al.*, Phys. Rev. D **86**, 010001 (2012).<sup>476</sup>  
 458 [4] P. Naik *et al.*, Phys. Rev. Lett. **102**, 061801 (2009).<sup>477</sup>  
 459 [5] A. Faessler, C. Fuchs, M. I. Krivoruchenko, Phys. Rev.<sup>478</sup>  
 460 C **61**, 035206 (2000).  
 461 [6] B. Borasoy, R. Nissler, Eur. Phys. J. A **33**, 95 (2007).<sup>479</sup>  
 462 [7] T. Petri, arXiv:1010.2378 [nucl-th].<sup>480</sup>  
 463 [8] M. Ablikim *et al.*, Chin. Phys. C **36**, 915 (2012).<sup>481</sup>  
 464 [9] M. Ablikim *et al.*, Nucl. Instrum. Meth. A **614**, 345<sup>482</sup>  
 465 (2010).<sup>483</sup>  
 466 [10] S. Agostinelli *et al.*, Nucl. Instrum. Meth. A **506**, 250<sup>484</sup>  
 467 (2003).<sup>485</sup>  
 468 [11] J. Allison, K. Amako, J. Apostolakis, H. Araujo,<sup>486</sup>  
 469 P. Dubois *et al.*, IEEE Trans. Nucl. Sci. **53**, 270 (2006).<sup>487</sup>  
 470 [12] S. Jadach, B. Ward, Z. Was, Comput. Phys. Commun.<sup>488</sup>  
 471 **130**, 260 (2000).<sup>489</sup>  
 472 [13] S. Jadach, B. Ward, Z. Was, Phys. Rev. D **63**, 113009<sup>490</sup>  
 473 (2001).<sup>491</sup>  
 480 [14] R. G. Ping *et al.*, Chin. Phys. C **32**, 599 (2008).  
 481 [15] J. C. Chen *et al.*, Phys. Rev. D **62**, 1 (2000).  
 482 [16] Z. Y. Zhang, L. Q. Qin, S. S. Fang, Chin. Phys. C **36**,  
 483 926 (2012).  
 484 [17]  $\frac{d\Gamma}{dm} \propto k_\gamma^3 q_\pi^3(m) |BW_\rho^{GS}(1 + \delta \frac{m^2}{m_\rho^2} BW_\omega) + \beta|^2$ , where  $k_\gamma$  is  
 485 the photon energy and  $q_\pi(m)$  is the momentum of pion in  
 486 the  $\pi^+\pi^-$  rest frame.  $BW_\rho^{GS}$  is the Breit-Wigner dsitrib-  
 487 ution in GS parameterazation [22].  $|\delta|$  represents the  
 488 contribution from  $\omega$  resonance and the complex phase of  
 489  $\delta$  represents the interference between  $\omega$  and  $\rho(770)$  reso-  
 490 nance.  $m_\rho$  is the mass of the  $\rho(770)$  resonance.  $\beta$  repre-  
 491 sents the contribution from the non-resonance.  
 492 [18] A. Abele *et al.*, Phys. Lett., **B402**, 195 (1997).  
 493 [19] R. R. Akhmetshin *et al.*, Phys. Lett., **B527**, 161 (2002).  
 494 [20] M. Benayoun *et al.*, Z. Phys. **C58**, 31 (1993).  
 495 [21] M. Ablikim *et al.*, Phys. Rev. D **83**, 112005 (2011).  
 496 [22] G. J. Gounaris, J. J. Sakurai, Phys. Rev. Lett. **21**, 244  
 497 (1968).