

Muon $g-2$ and 125 GeV Higgs in Split-Family Supersymmetry

Masahiro Ibe^(a,b), Tsutomu T. Yanagida^(b), Norimi Yokozaki^(b)

^(a)*ICRR, University of Tokyo, Kashiwa, 277-8583, Japan*

^(b)*Kavli Institute for the Physics and Mathematics of the Universe,
Todai Institutes for Advanced Study, University of Tokyo,
Kashiwa 277-8583, Japan*

Abstract

We discuss the minimal supersymmetric standard model with “split-family” spectrum where the sfermions in the first two generations are in the hundreds GeV to a TeV range while the sfermions in the third generation are in the range of tens TeV. With the split-family spectrum, the deviation of the muon $g - 2$ and the observed Higgs boson mass are explained simultaneously. It is predicted that the gluino and the squarks in the first two generations are within the reach of the LHC experiments in most favored parameter space for the universal gaugino mass, which can be tested by searching for events with missing transverse energy or events with stable charged massive particles. We also point out that the split-family scenario can be consistent with the focus point scenario for the non-universal gaugino masses where the required μ -term is in the hundreds GeV range.

1 Introduction

The new particle with mass at around 125–126 GeV discovered by the ATLAS and CMS collaborations [1, 2] is confidently believed to be the Higgs boson of the Standard Model. If low energy supersymmetry (SUSY) is realized in nature in the minimal form (i.e. the MSSM), this Higgs boson mass points to the masses of the superpartners of the top quark, i.e. the stops, in the tens to hundreds TeV range [3]. The straightforward implication of this result is that the whole SUSY spectrum or at least the masses of the whole sfermions are in the multi-TeV range or above.¹

The heavy SUSY spectrum, however, leads to a tension with another motivation of low energy SUSY: the longstanding deviation of the observed muon anomalous magnetic moment ($g-2$) from its Standard Model prediction [7, 8]. With the sleptons, the Higgsino, the wino, and the bino in $\mathcal{O}(100)$ GeV, low energy SUSY has been expected to resolve the discrepancy [9]. The masses of the SUSY particles in the above straightforward expectation are too heavy to explain the deviation.

Therefore, it is imperative to investigate possibilities where the observed Higgs boson mass and the deviation of the muon $g-2$ can be explained simultaneously. For example, it has been shown that both can be achieved in the MSSM or in its simple extensions;

- The observed Higgs boson mass is obtained in the models with the SUSY spectrum in the hundreds GeV to a TeV range, for example, by the large A -term contribution [10], or by the extension of the MSSM with extra matter fields [11], or by the extension with extra gauge interactions [12]. With rather light SUSY spectrum, the deviation of the muon $g-2$ is explained by the SUSY contributions as in the conventional expectation.
- The observed Higgs boson mass is obtained by the heavy squark contributions while the sleptons are kept light. Such a colored/non-colored sfermion mass splitting are

¹ The later possibilities have been widely discussed in the models of pure gravity mediation [4], the models with strong moduli stabilization [5], the minimal split supersymmetry [6], where the gauginos (and Higgsinos) are in the TeV range. These models are motivated not only by the Higgs boson mass, but also by the successful cosmology, where the models are free from the infamous Polonyi/moduli problems.

achieved, for example, in gauge mediation with a messenger multiplet in the adjoint representation of the $SU(5)$ grand unified gauge group [13]. With rather light sleptons, the deviation of the muon $g - 2$ gets the sizable SUSY contributions.

In this paper, we discuss yet another simple possibility, the models with the light sfermions in the first two generations and the heavy sfermions in the third generation. Under this simple assumption, the deviation of the muon $g - 2$ can be explained due to the light smuons, while the observed Higgs boson mass is explained by the heavy stop masses. As we will see, in the case of the universal gaugino mass, most of the favored parameter space for the muon anomalous magnetic moment can be tested at the LHC experiments due to rather light squarks in the first two generations. We also show that the split-family scenario can be consistent with the focus point scenario for the non-universal gaugino masses where the Higgsino is predicted to be in the hundreds GeV range in addition to the sleptons in the first two generations.

2 Split-Family SUSY and the Muon $g - 2$

The muon anomalous magnetic moment

The muon anomalous magnetic moment, $g - 2$, has been measured quite precisely, which provides us an important probe of new physics beyond the Standard Model. The experimental value of the muon $g - 2$ is [14]:

$$a_{\mu}^{\text{exp}} = 11659208.9(6.3) \times 10^{-10} , \quad (1)$$

where $a_{\mu} = (g - 2)/2$. The prediction of the Standard Model prediction is, on the other hand, given by [7];

$$a_{\mu}^{\text{SM}} = 11659182.8(4.9) \times 10^{-10} , \quad (2)$$

in which the updated data from $e^+e^- \rightarrow \text{hadrons}$ and the latest evaluation of the hadronic light-by-light scattering contributions are included. Therefore, the experimental value of

the muon $g - 2$ significantly deviates from the Standard Model prediction more than 3σ , i.e.

$$\delta a_\mu = a_\mu^{\text{exp}} - a_\mu^{\text{SM}} = (26.1 \pm 8.0) \times 10^{-10} . \quad (3)$$

In the MSSM, the deviation can be explained by the SUSY contributions when the sleptons (especially smuons) as well as the Higgsino and/or the wino and the bino are in $\mathcal{O}(100)$ GeV. (For precise expressions of the SUSY contributions to the muon $g - 2$, see Ref. [15].) As we will see below, the SUSY contributions can be sizable while the observed Higgs boson mass is explained simultaneously in the models with light sfermions in the first two generations and the heavy third generation sfermions.

Split-family SUSY

Now, let us introduce a “split-family” SUSY scenario, in which the masses of the sfermions in the first two generations are in $\mathcal{O}(100 - 1000)$ GeV while the masses of the third generation sfermions are in $\mathcal{O}(10)$ TeV. In addition, we also assume that the bino and/or wino are also required to be in the hundreds GeV range since otherwise the SUSY contributions to the muon $g - 2$ are suppressed. The Higgs soft masses are, on the other hand, either as small as the first two generation sfermion masses or as large as the third generation masses. (We denote the soft squared masses of the up-type and the down-type Higgs doublets by $m_{H_u}^2$ and $m_{H_d}^2$, respectively.) In the following, we simply assume that the sfermion masses in the first two generations take a universal value m_0 at the scale of the grand unified theory (GUT), $M_{\text{GUT}} \simeq 10^{16}$ GeV. The mass of the third generation sfermions are denoted by m_3 .²

² The diagonal split-family soft masses are defined in the basis where the Yukawa coupling constants take the form of $Y_u = (Y_u)_{\text{diag}}$, $Y_d = V_{\text{CKM}}^*(Y_d)_{\text{diag}}$ or $Y_u = V_{\text{CKM}}^T(Y_u)_{\text{diag}}$, $Y_d = (\hat{Y}_d)_{\text{diag}}$ with V_{CKM} being the CKM matrix. Under this definition, the flavor violating masses which mix the first and second generation squarks are given by

$$(\delta_{12}^d)_{LL} \sim (V_{td}^* V_{ts}) m_{\text{heavy}}^2 / m_{\text{light}}^2 , \quad (4)$$

where m_{light} and m_{heavy} are average squark masses in the first two generations and in the third generation, respectively. (In the latter case, the flavor off-diagonal mass is generated radiatively.) The constraint

In our numerical analysis, we used `SuSpect` package [17] to obtain the SUSY spectrum, which is modified to include threshold corrections to the slepton masses from the bino, the wino, the Higgsino, and the heavy Higgs bosons. These corrections are included by solving one-loop renormalization group equations below the decoupling scale of the third generation SUSY particles [18].

Case I : Small Higgs soft mass squared

First, we consider the case where the Higgs soft masses are as small as the sfermion masses in the first two generations, i.e. $m_{H_u}^2 = m_{H_d}^2 = m_0^2$ at the GUT scale. In this case, the Higgs soft masses at the low energy renormalization scale are dominated by the large radiative corrections from the third generation masses via the renormalization group running. Thus, the Higgsino mass parameter μ is predicted to be rather large in this case, which is determined by one of the minimization conditions of the Higgs potential,

$$\mu^2 \simeq \frac{m_{H_d}^2 - m_{H_u}^2 \tan^2 \beta}{\tan^2 \beta - 1} + \frac{1}{2} m_Z^2 \simeq -m_{H_u}^2 . \quad (5)$$

Here, $\tan \beta$ is the ratio of the two Higgs vacuum expectation values, and we have assumed $\tan \beta \gg 1$ in the final expression of Eq. (5). Numerically, we find that the μ -parameter is as large as 8–9 TeV in most parameter space of our interest. Therefore, the SUSY contributions to the muon $g - 2$ is dominated by the one-loop bino-smuon diagram and the one in which the Higgsinos are circulating is suppressed [19].

In Fig. 1, we show the contours of δa_μ , the gluino mass, the squark mass, and the lightest slepton mass on m_0 – $M_{1/2}$ planes. Here, $M_{1/2}$ is the universal gaugino mass at the GUT scale. In the figure, the third generation mass is fixed to $m_3 = 10$ TeV and $m_3 = 12$ TeV as reference values with which the lightest Higgs boson mass is in the range of 125–126 GeV. In the orange (yellow) region, δa_μ is explained within 1σ (2σ) level. The gray shaded regions are excluded where the sleptons or squarks become tachyonic due to the large two-loop renormalization group effects from the third generation masses. The

from the K – \bar{K} mixing (ΔM_K) can be avoided if m_{light} is larger than about 1 TeV [16].

figure shows that the observed muon $g - 2$ can be explained within 1σ deviation in a wide parameter region for $\tan\beta = \mathcal{O}(10)$.

In the right region of the black dash-dotted line, the bino-like neutralino is the lightest SUSY particle (LSP) and can be a dark matter candidate. Unfortunately, however, the relic abundance of the neutralino is too large in most region of the parameter space. This problem can be solved, for example, by making the LSP short-lived (less than $\sim 1s$) by tiny R-parity violation, which requires another candidate of dark matter such as axion. In fact, with the tiny R-parity violation, whole region of the parameter space can be cosmologically viable, including the left region of the black dash-dotted line where the right-handed slepton (smuon) is lighter than the lightest neutralino. Another possibility is that, as we will discussed below, the abundance of the lightest neutralino can be small enough by bino-wino coannihilation processes [20], which is possible if we allow the non-universal gaugino masses at the GUT scale.

Before closing this subsection, let us discuss the collider constraints on the model. In the left region of the black dash-dotted line, the LSP is a charged slepton which is stable inside the detectors. In this case, the stringent constraint comes from the search for stable charged particles by the LHC experiments at the 8 TeV run using 18.8 fb^{-1} [21]. For direct slepton production, the current limit is around $m_{\text{slepton}} \gtrsim 340 \text{ GeV}$.³ In the right region of the black dash-dotted line, the LSP is the lightest neutralino. In this case, the multi-jets with missing transverse energy search at the LHC puts lower limits on the gluino/squark masses, $m_{\text{gluino/squark}} \gtrsim 1.5 \text{ GeV}$ at the 8 TeV run using 5.8 fb^{-1} [22]. Thus, most of the parameter space where the observed the muon $g - 2$ is explained within the 1σ level has been excluded by the squark mass constraints for $\tan\beta = 20$. Most of the favored parameter space will be also tested at the early stage of the 13 TeV run. The mass spectra of some reference points are shown in Table. 1 for the slepton LSP (left) and the neutralino LSP (right).

³ In the favored parameter space for the muon $g - 2$, the gluino and the squarks in the first two generations are typically lighter than 2 TeV. Thus, the constraint on the slepton mass can be more stringent if we consider the slepton production via the cascade decays of the gluino/squarks. The detailed analysis will be given elsewhere.

m_0, m_3	400 GeV, 10 TeV	m_0, m_3	600 GeV, 12 TeV
$M_{1/2}$	1000 GeV	$M_{1/2}$	1100 GeV
$\tan \beta$	20	$\tan \beta$	40
μ	7.7 TeV	μ	9.1 TeV
m_{stop}	8.5 TeV	m_{stop}	10 TeV
δa_μ	2.0×10^{-9}	δa_μ	1.9×10^{-9}
m_{gluino}	2294 GeV	m_{gluino}	2512 GeV
m_{squark}	1613 GeV	m_{squark}	1756 GeV
$m_{\tilde{e}_L}(m_{\tilde{\mu}_L})$	610 GeV	$m_{\tilde{e}_L}(m_{\tilde{\mu}_L})$	747 GeV
$m_{\tilde{e}_R}(m_{\tilde{\mu}_R})$	349 GeV	$m_{\tilde{e}_R}(m_{\tilde{\mu}_R})$	568 GeV
$m_{\chi_1^0}$	414 GeV	$m_{\chi_1^0}$	469 GeV
$m_{\chi_1^\pm}$	810 GeV	$m_{\chi_1^\pm}$	896 GeV

Table 1: Sample mass spectra for case I. The SUSY contributions to δa_μ is also shown.

Case II : Large Higgs soft mass squared

Next, let us consider the case with the Higgs soft masses as large as the third generation sfermion masses: $m_{H_u}^2 = m_{H_d}^2 = m_3^2$. In this case, correct electroweak symmetry breaking does not occur when $M_{1/2}$ is small due to the focus point behavior [23] as shown in Fig. 2. In order to realize successful electroweak symmetry breaking, we need $M_{1/2} \gtrsim 3 \text{ TeV}$. Thus, for the universal gaugino mass at the GUT scale, this lower limit on $M_{1/2}$ leads to the bino (wino) heavier than 1.2 (2.4) TeV. Furthermore, the large universal gaugino mass pushes up the slepton masses in the first two generations via the radiative corrections. Therefore, in this case, it is difficult to explain the muon $g - 2$ deviation as long as we assume the universal gaugino mass.

The situation is changed if the universality of the gaugino masses is relaxed. A fascinating example to generate the non-universal gaugino masses is a product GUT model [24], in which the doublet-triplet splitting problem is solved naturally. In the product GUT model based on the $SU(5) \times U(3)_H$ gauge group, for example, the gaugino masses at the

GUT scale are given by⁴

$$\begin{aligned}
M_1(\text{GUT}) &\simeq M_5 + M_{1H}(2/5)(g_5^2/g_{1H}^2), \\
M_2(\text{GUT}) &\simeq M_5, \\
M_3(\text{GUT}) &\simeq M_5 + M_{3H}(g_5^2/g_{3H}^2),
\end{aligned}
\tag{6}$$

where M_5 denotes the $SU(5)$ gaugino mass, and M_{1H} (M_{3H}) are the masses of the $U(1)_H \subset U(3)_H$ ($SU(3)_H \subset U(3)_H$) gauginos. It should be noted that the gauge coupling unification of the MSSM gauge coupling constants is effectively maintained, when the gauge coupling constants of $U(3)_H$ (g_{1H} and g_{3H}) are much larger than that of $SU(5)$ (g_5). Thus, in this class of the product GUT model, the non-universal gaugino masses can be realized in a unification consistent manner. In the following, we simply parameterize the three MSSM gaugino masses at the GUT scale as free parameters by $M_{1,2,3}$.

In Fig. 3, we show the contours of the Higgsino mass parameter μ and δa_μ on $m_0 - M_2$ planes for given M_3 . In the figure, we take $\tan\beta = 50$ and $M_1/M_2 = 1.7$. We also take $m_3 = 10$ (12) TeV for the two top (bottom) planes so that the lightest Higgs boson mass is in the range of 125–126 GeV. The upper gray region is excluded since electroweak symmetry breaking fails, near which the μ -parameter is small due to the focus point behavior. The lower gray region is, on the other hand, excluded due to the tachyonic slepton. The figure shows that the observed muon $g - 2$ can be easily explained at 1σ level. It should be noted that, for $M_1/M_2 = 1.7$, the left-handed sleptons are lighter than the right-handed sleptons, and hence, the lightest slepton is the sneutrino. In the left region of the black dash-dotted line, the sneutrino is even lighter than the lightest neutralino.⁵

In the right region of the black dash-dotted line, the LSP is the lightest neutralino. When the neutralino is the bino-like, its relic abundance is too large. Since we allow the

⁴The factor $(2/5)$ depends on the normalization of $U(1)_H \subset U(3)_H$. Here, we take the same normalization as in Ref. [25].

⁵ The sneutrino LSP dark matter is usually excluded due to the large cross section with nuclei [26], unless it is a subdominant component of the dark matter.

non-universal gaugino mass at the GUT scale, however, the wino mass can be degenerated with the bino mass when the gaugino masses satisfy,

$$M_1(M_{\text{GUT}}) \sim M_2(M_{\text{GUT}}) \frac{\alpha_2(M_Z)}{\alpha_1(M_Z)} \simeq 1.8M_2(M_{\text{GUT}}) . \quad (7)$$

With the degenerated wino/bino masses, the observed relic dark matter abundance can be explained by thermal freeze-out via the wino-bino coannihilations [20].

It should be also noted that the sizable mixing between the Higgsino-gauginos are expected for $m_{H_u}^2 = m_{H_d}^2 = m_3^2$, since the μ -parameter is hundreds GeV due to the focus point mechanism. With the sizable mixing to the Higgsino, the neutralino LSP has a large spin-independent cross section to the the neutralino-nucleon, which is severely constrained by the XENON 100 experiment [27];

$$\sigma_p \lesssim 3 \times 10^{-45} \text{cm}^2 \times \left(\frac{m_{\text{DM}}}{100 \text{GeV}} \right) . \quad (8)$$

(This constraint is valid for the dark matter mass m_{DM} larger than about 100 GeV). In Fig. 4 and 5, we show the contours of the spin-independent cross section. Here, we again take $\tan\beta = 50$ and $M_1(\text{GUT})/M_2(\text{GUT}) = 1.7$. The calculation is performed using `micrOMEGAs` [28]. In Fig. 4, we used the strange quark content of the nucleon, $f_s \simeq 0.26$, which is the default value used in `micrOMEGAs`, while the smaller value suggested by the recent lattice calculation [29], $f_s = 0.009$, is used in Fig. 5. The cross section is suppressed by about a factor of 2 in the latter case. The figure shows that the spin-independent cross section is too large for $M_2 \sim \mu$, where the bino-Higgsino mixing is rather large. As a result, we find that the wino/bino are typically lighter than the Higgsino in the favored parameter space for the muon $g - 2$.

Finally, let us consider the collider constraint. Due to a rather heavy gluino, the constraints from the LHC are weaker than the previous section. Furthermore, since the wino and the bino are rather degenerate, the constraint from the searches of the three leptons and missing transverse energy via the direct gaugino production [30] is not stringent for the neutralino LSP. In the left region of the dash-dotted region, the LSP is the sneutrino which is stable inside the detector. Thus, the main signal is expected to be the direct

m_0, m_3	900 GeV, 12 TeV	m_0, m_3	600 GeV, 12 TeV
M_1, M_2	820 GeV, 500 GeV	M_1, M_2	1360 GeV, 800 GeV
M_3	4000 GeV	M_3	4000 GeV
$\tan \beta$	50	$\tan \beta$	50
μ	701 GeV	μ	519 GeV
m_{stop}	9.9 TeV	m_{stop}	9.9 TeV
δa_μ	1.8×10^{-9}	δa_μ	2.3×10^{-9}
Ωh^2	0.09	Ωh^2	—
m_{gluino}	8.2 TeV	m_{gluino}	8.2 TeV
m_{squark}	6.7 TeV	m_{squark}	6.7 TeV
m_A	2.5 TeV	m_A	2.3 TeV
$m_{\tilde{e}_L}(m_{\tilde{\mu}_L})$	614 GeV	$m_{\tilde{\nu}_L}, m_{e_L}$	355 GeV, 363 GeV
$m_{\tilde{e}_R}(m_{\tilde{\mu}_R})$	845 GeV	$m_{\tilde{e}_R}(m_{\tilde{\mu}_R})$	649 GeV
$m_{\chi_1^0}$	335 GeV	$m_{\chi_1^0}$	495 GeV
$m_{\chi_1^\pm}$	358 GeV	$m_{\chi_1^\pm}$	508 GeV

Table 2: Sample mass spectra, δa_μ and the relic density of the lightest neutralino Ωh^2 for case II.

neutralino/chargino production leading to two-leptons and missing transverse energy of the sneutrinos, which is less constrained at the LHC (see Ref. [31] for related discussion).⁶ The mass spectra of the reference points are shown in Table 2 for the neutralino LSP and the sneutrino LSP.

3 Conclusions and discussion

In this paper, we discussed the MSSM with “split-family” spectrum where the sfermions in the first two generations are light while the sfermions in the third generation is heavy. With the split-family spectrum, both the deviation of the muon $g - 2$ and the observed Higgs boson mass can be explained simultaneously.

In the models with the universal gaugino mass, the gluino/squarks in the first two

⁶ Search for events of the highly boosted neutralino, chargino and slepton pair production by emitting a high transverse momentum initial state radiation is expected to enhance the discovery potential at the LHC and the ILC. The detailed analysis on the collider signature will be given elsewhere.

generations are typically lighter than $2-3$ TeV when the deviation muon $g-2$ is explained at the 1σ level. Therefore, most of the favored parameter space will be tested at the early stage of the LHC 13 TeV run. For the non-universal gaugino mass, which is inevitable for $m_{H_u}^2 = m_{H_d}^2 = m_3^2$, the gluino/squark masses are rather heavy. In this case, the collider search of the SUSY signals relies on the direct productions of the neutralinos, the charginos, and the sleptons, which are less constrained at the LHC. The discovery potential of those signals is expected to be enhanced by searching for events of the highly boosted neutralino, chargino and slepton pair productions.

Finally, let us comment on possible origins of the split-family. As a simple example, one may consider extra-dimensional model at around the Planck scale in which the third generation sfermions and the SUSY breaking field reside on the same brane while the sfermions in the first two generations are on a separated brane. With the geometrical separation, the sfermions in the first generations can be much lighter than the ones in the third generation. As another possibility, the split-family spectrum can be realized in models with gauge mediation if the first two generations and the third generation feel two different MSSM gauge interactions, $G_{\text{MSSM}}^{(1)}$ and $G_{\text{MSSM}}^{(2)}$ [32]. The usual MSSM gauge groups are realized as a diagonal subgroup of $G_{\text{MSSM}}^{(1)} \times G_{\text{MSSM}}^{(2)}$ after spontaneous breaking at an appropriate scale below the messenger scale. In this case, the third generation sfermions can be much heavier when the gauge coupling constants of $G_{\text{MSSM}}^{(2)}$ is much larger than those of $G_{\text{MSSM}}^{(1)}$.⁷ More ambitious possibility is to identify the first and the second generation sfermions with the pseudo-Nambu-Goldstone bosons that parameterize a non-compact Kähler manifold [33, 34]. For example, the coset space $E_7/SO(10) \times U(1)^2$ includes two spinor representations and a vector representation of $SO(10)$ which can be identified with the sfermions in the first two generations and the Higgs multiplets, respectively. With this identification, we can naturally suppress the soft masses of the sfermions in the first two generations as well as the ones of the Higgs doublets.

⁷Required split-family can be also obtained if the messenger masses of $G_{\text{MSSM}}^{(1)}$ are much heavier than those of $G_{\text{MSSM}}^{(2)}$.

Acknowledgements

We thank S. Mastumoto for useful discussion. This work is supported by the World Premier International Research Center Initiative (WPI Initiative), MEXT, Japan. This work is also supported by Grant-in-Aid for Scientific research from the Ministry of Education, Science, Sports, and Culture (MEXT), Japan, No. 22244021 (T.T.Y.), No. 24740151 (M.I.). The work of NY is supported in part by JSPS Research Fellowships for Young Scientists.

References

- [1] G. Aad *et al.* [ATLAS Collaboration], Phys. Lett. B **716**, 1 (2012) [arXiv:1207.7214 [hep-ex]].
- [2] S. Chatrchyan *et al.* [CMS Collaboration], Phys. Lett. B **716**, 30 (2012) [arXiv:1207.7235 [hep-ex]].
- [3] Y. Okada, M. Yamaguchi and T. Yanagida, Prog. Theor. Phys. **85**, 1 (1991); Y. Okada, M. Yamaguchi and T. Yanagida, Phys. Lett. B **262**, 54 (1991); J. R. Ellis, G. Ridolfi and F. Zwirner, Phys. Lett. B **257**, 83 (1991); H. E. Haber and R. Hempfling, Phys. Rev. Lett. **66**, 1815 (1991); J. R. Ellis, G. Ridolfi and F. Zwirner, Phys. Lett. B **262**, 477 (1991).
- [4] M. Ibe, T. Moroi and T. T. Yanagida, Phys. Lett. B **644**, 355 (2007) [hep-ph/0610277]; M. Ibe and T. T. Yanagida, Phys. Lett. B **709**, 374 (2012) [arXiv:1112.2462 [hep-ph]]; M. Ibe, S. Matsumoto and T. T. Yanagida, Phys. Rev. D **85**, 095011 (2012) [arXiv:1202.2253 [hep-ph]].
- [5] E. Dudas, C. Papineau and S. Pokorski, JHEP **0702**, 028 (2007) [hep-th/0610297]; H. Abe, T. Higaki, T. Kobayashi and Y. Omura, Phys. Rev. D **75**, 025019 (2007) [hep-th/0611024]; R. Kallosh, A. Linde, K. A. Olive and T. Rube, Phys. Rev. D **84**, 083519 (2011) [arXiv:1106.6025 [hep-th]];

- A. Linde, Y. Mambrini and K. A. Olive, *Phys. Rev. D* **85**, 066005 (2012) [arXiv:1111.1465 [hep-th]]; E. Dudas, A. Linde, Y. Mambrini, A. Mustafayev and K. A. Olive, *Eur. Phys. J. C* **73**, 2268 (2013) [arXiv:1209.0499 [hep-ph]].
- [6] N. Arkani-Hamed, IFT Inaugural Conference (2011), <http://www.ift.uam.es/workshops/Xmas11/?q=node/2>;
N. Arkani-Hamed, SavasFest: Celebration of the Life and Work of Savas Dimopoulos (2012), <http://www.stanford.edu/dept/physics/events/2012/SavasFest/slides/Nima%20Arkani-Hamed.pdf>; N. Arkani-Hamed, A. Gupta, D. E. Kaplan, N. Weiner and T. Zorawski, arXiv:1212.6971 [hep-ph].
- [7] K. Hagiwara, R. Liao, A. D. Martin, D. Nomura, T. Teubner and , *J. Phys. G* **38**, 085003 (2011) [arXiv:1105.3149 [hep-ph]].
- [8] M. Davier, A. Hoecker, B. Malaescu, Z. Zhang and , *Eur. Phys. J. C* **71**, 1515 (2011) [Erratum-ibid. *C* **72**, 1874 (2012)] [arXiv:1010.4180 [hep-ph]].
- [9] J. L. Lopez, D. V. Nanopoulos, X. Wang and , *Phys. Rev. D* **49**, 366 (1994) [hep-ph/9308336]; U. Chattopadhyay, P. Nath and , *Phys. Rev. D* **53**, 1648 (1996) [hep-ph/9507386]; T. Moroi, *Phys. Rev. D* **53**, 6565 (1996) [Erratum-ibid. *D* **56**, 4424 (1997)] [hep-ph/9512396].
- [10] J. L. Evans, M. Ibe and T. T. Yanagida, *Phys. Lett. B* **705**, 342 (2011) [arXiv:1107.3006 [hep-ph]]; J. L. Evans, M. Ibe, S. Shirai and T. T. Yanagida, *Phys. Rev. D* **85**, 095004 (2012) [arXiv:1201.2611 [hep-ph]].
- [11] M. Endo, K. Hamaguchi, S. Iwamoto and N. Yokozaki, *Phys. Rev. D* **84**, 075017 (2011) [arXiv:1108.3071 [hep-ph]]; J. L. Evans, M. Ibe and T. T. Yanagida, arXiv:1108.3437 [hep-ph]; T. Moroi, R. Sato and T. T. Yanagida, *Phys. Lett. B* **709**, 218 (2012) [arXiv:1112.3142 [hep-ph]]; M. Endo, K. Hamaguchi, S. Iwamoto and N. Yokozaki, *Phys. Rev. D* **85**, 095012 (2012) [arXiv:1112.5653 [hep-ph]]; S. P. Martin, J. D. Wells and , *Phys. Rev. D* **86**, 035017 (2012) [arXiv:1206.2956 [hep-ph]].

- [12] M. Endo, K. Hamaguchi, S. Iwamoto, K. Nakayama and N. Yokozaki, Phys. Rev. D **85**, 095006 (2012) [arXiv:1112.6412 [hep-ph]].
- [13] M. Ibe, S. Matsumoto, T. T. Yanagida and N. Yokozaki, JHEP **1303**, 078 (2013) [arXiv:1210.3122 [hep-ph]].
- [14] G. W. Bennett *et al.* [Muon G-2 Collaboration], Phys. Rev. D **73**, 072003 (2006) [hep-ex/0602035].
- [15] G. -C. Cho, K. Hagiwara, Y. Matsumoto and D. Nomura, JHEP **1111**, 068 (2011) [arXiv:1104.1769 [hep-ph]].
- [16] M. Ciuchini, V. Lubicz, L. Conti, A. Vladikas, A. Donini, E. Franco, G. Martinelli and I. Scimemi *et al.*, JHEP **9810**, 008 (1998) [hep-ph/9808328].
- [17] A. Djouadi, J. -L. Kneur and G. Moultaka, Comput. Phys. Commun. **176**, 426 (2007) [hep-ph/0211331].
- [18] A. D. Box and X. Tata, Phys. Rev. D **79**, 035004 (2009) [Erratum-ibid. D **82**, 119905 (2010)] [arXiv:0810.5765 [hep-ph]].
- [19] G. -C. Cho, K. Hagiwara, Y. Matsumoto and D. Nomura, JHEP **1111**, 068 (2011) [arXiv:1104.1769 [hep-ph]].
- [20] A. Birkedal-Hansen and B. D. Nelson, Phys. Rev. D **67**, 095006 (2003) [hep-ph/0211071].
- [21] [The CMS Collaboration], CMS PAS EXO-12-026
- [22] [ATLAS Collaboration], ATLAS-CONF-2012-109
- [23] J. L. Feng, K. T. Matchev and T. Moroi, Phys. Rev. Lett. **84**, 2322 (2000) [hep-ph/9908309]; J. L. Feng, K. T. Matchev and T. Moroi, Phys. Rev. D **61**, 075005 (2000) [hep-ph/9909334].
- [24] T. Yanagida, Phys. Lett. B **344**, 211 (1995) [hep-ph/9409329]; T. Hotta, K. I. Izawa and T. Yanagida, Phys. Rev. D **53**, 3913 (1996) [hep-ph/9509201]; T. Hotta, K. I. Izawa and T. Yanagida, Phys. Rev. D **54**, 6970 (1996) [hep-ph/9602439];

- J. Hisano and T. Yanagida, Mod. Phys. Lett. A **10**, 3097 (1995) [hep-ph/9510277];
K. I. Izawa and T. Yanagida, Prog. Theor. Phys. **97**, 913 (1997) [hep-ph/9703350].
- [25] M. Ibe and T. Watari, Phys. Rev. D **67**, 114021 (2003) [hep-ph/0303123].
- [26] T. Falk, K. A. Olive and M. Srednicki, Phys. Lett. B **339**, 248 (1994) [hep-ph/9409270].
- [27] E. Aprile *et al.* [XENON100 Collaboration], Phys. Rev. Lett. **109**, 181301 (2012) [arXiv:1207.5988 [astro-ph.CO]].
- [28] G. Belanger, F. Boudjema, A. Pukhov and A. Semenov, Comput. Phys. Commun. **180**, 747 (2009) [arXiv:0803.2360 [hep-ph]].
- [29] H. Ohki *et al.* [JLQCD Collaboration], arXiv:1208.4185 [hep-lat].
- [30] [ATLAS Collaboration], ATLAS-CONF-2012-154
- [31] M. Endo, K. Hamaguchi, S. Iwamoto, T. Yoshinaga and , arXiv:1303.4256 [hep-ph].
- [32] N. Craig, S. Dimopoulos and T. Gherghetta, JHEP **1204**, 116 (2012) [arXiv:1203.0572 [hep-ph]].
- [33] T. Kugo and T. Yanagida, Phys. Lett. B **134**, 313 (1984).
- [34] S. K. Mandal, M. Nojiri, M. Sudano and T. T. Yanagida, JHEP **1101**, 131 (2011) [arXiv:1004.4164 [hep-ph]].

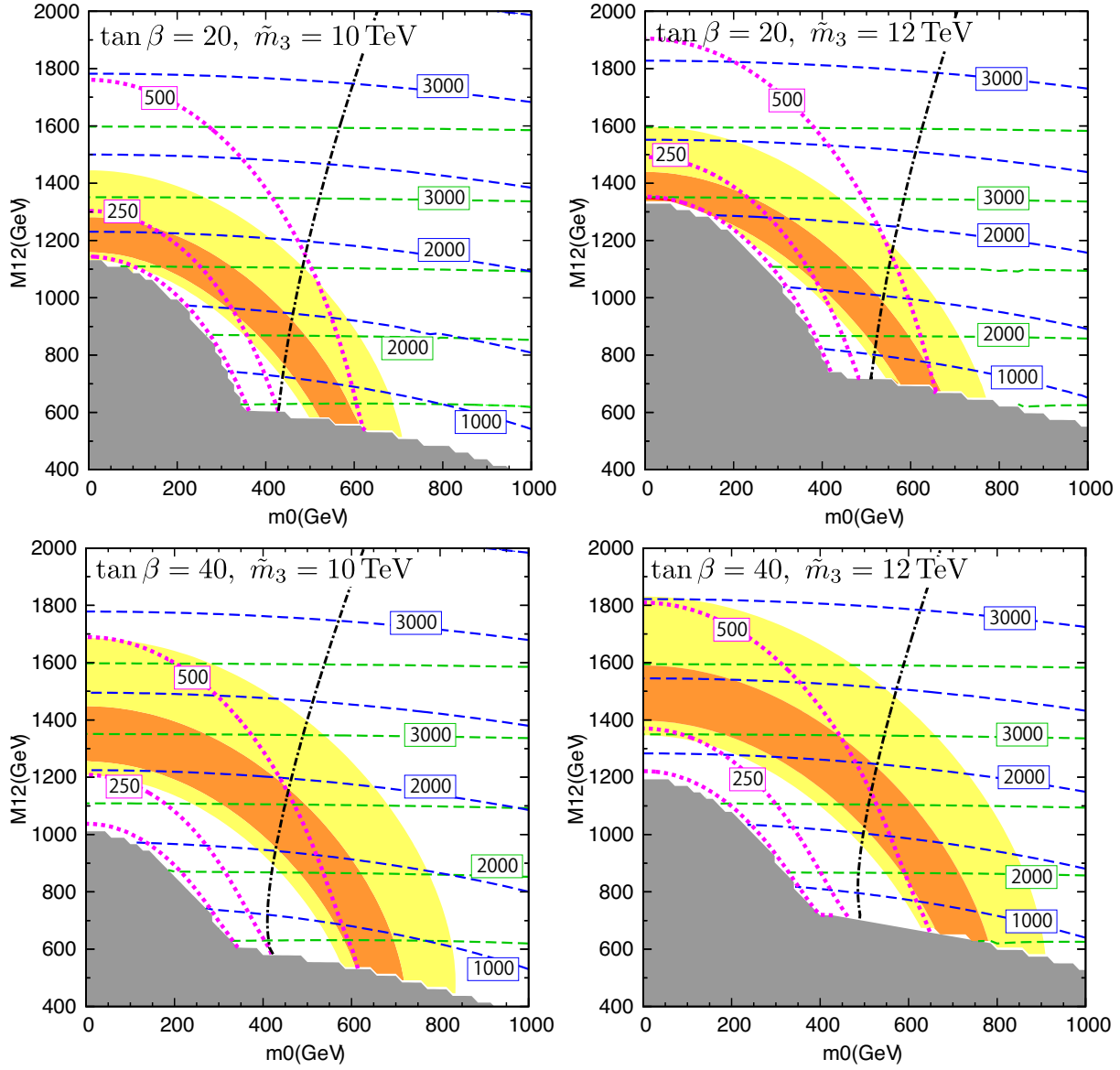


Figure 1: Contours of δa_μ , the squark mass, the gluino mass, and the lightest slepton mass (the masses are shown in the unit of GeV) on $m_0 - M_{1/2}$ plane. The blue (green) dash-lines correspond to the squark (gluino) masses. The magenta dotted lines show the contours of the lightest slepton masses (from top to bottom, 500 GeV, 250 GeV, 100 GeV). In the orange (yellow) region, δa_μ is explained within 1σ (2σ) level. On the left region of the black dot-dashed line, the LSP is a slepton. The stop mass is $\simeq 8.5$ (10) TeV for $m_3 = 10$ (12) TeV.

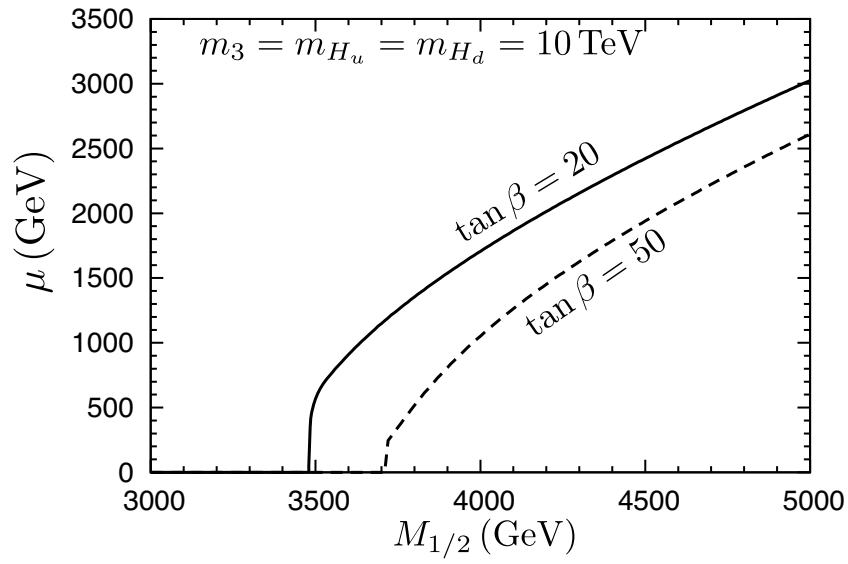


Figure 2: The Higgsino mass as a function of $M_{1/2}$. Here, we took $m_0 = 0 \text{ GeV}$, although this assumption is irrelevant for the behavior of the μ -parameter. The vanishing Higgsino mass for $M_{1/2} \lesssim 3.5$ (3.7) TeV for $\tan \beta = 20$ (50) signals unsuccessful electroweak symmetry breaking.

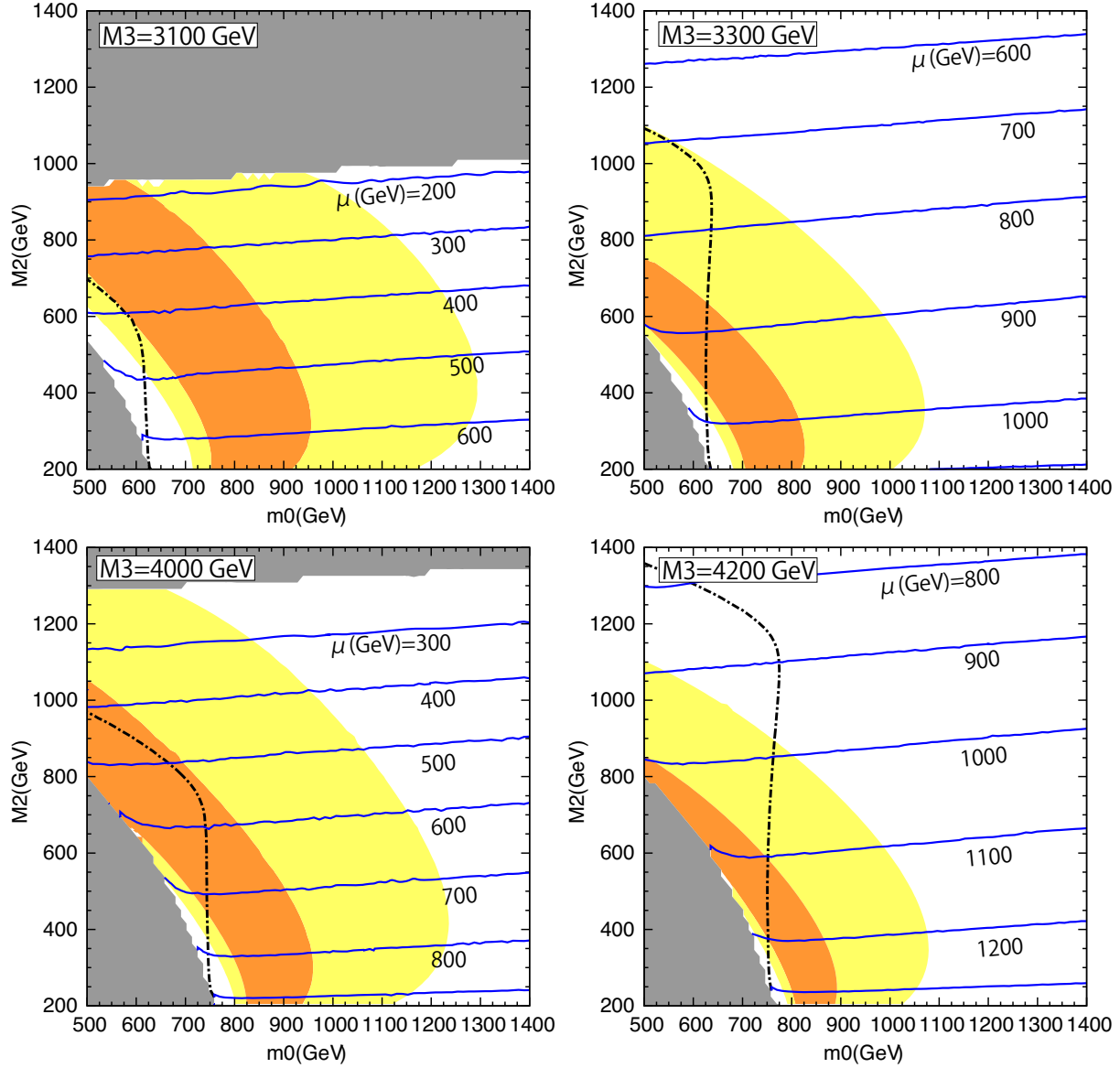


Figure 3: The contours of the Higgsino mass in the unit of GeV (blue) on $m_0 - M_2$ plane for given M_3 . In the orange (yellow) region, δa_μ is explained within 1σ (2σ) level. Here, $\tan\beta = 50$, $M_1/M_2 = 1.7$. The third generation sfermion mass is taken as $m_3 = 10$ (12) TeV on upper (lower) two panels. In the orange (yellow) region, δa_μ is explained within 1σ (2σ) level. The upper gray shaded region is excluded by unsuccessful electroweak symmetry breaking, while the lower gray region is excluded due to the tachyonic slepton. On the left region of the black dot-dashed line, the LSP is a sneutrino.

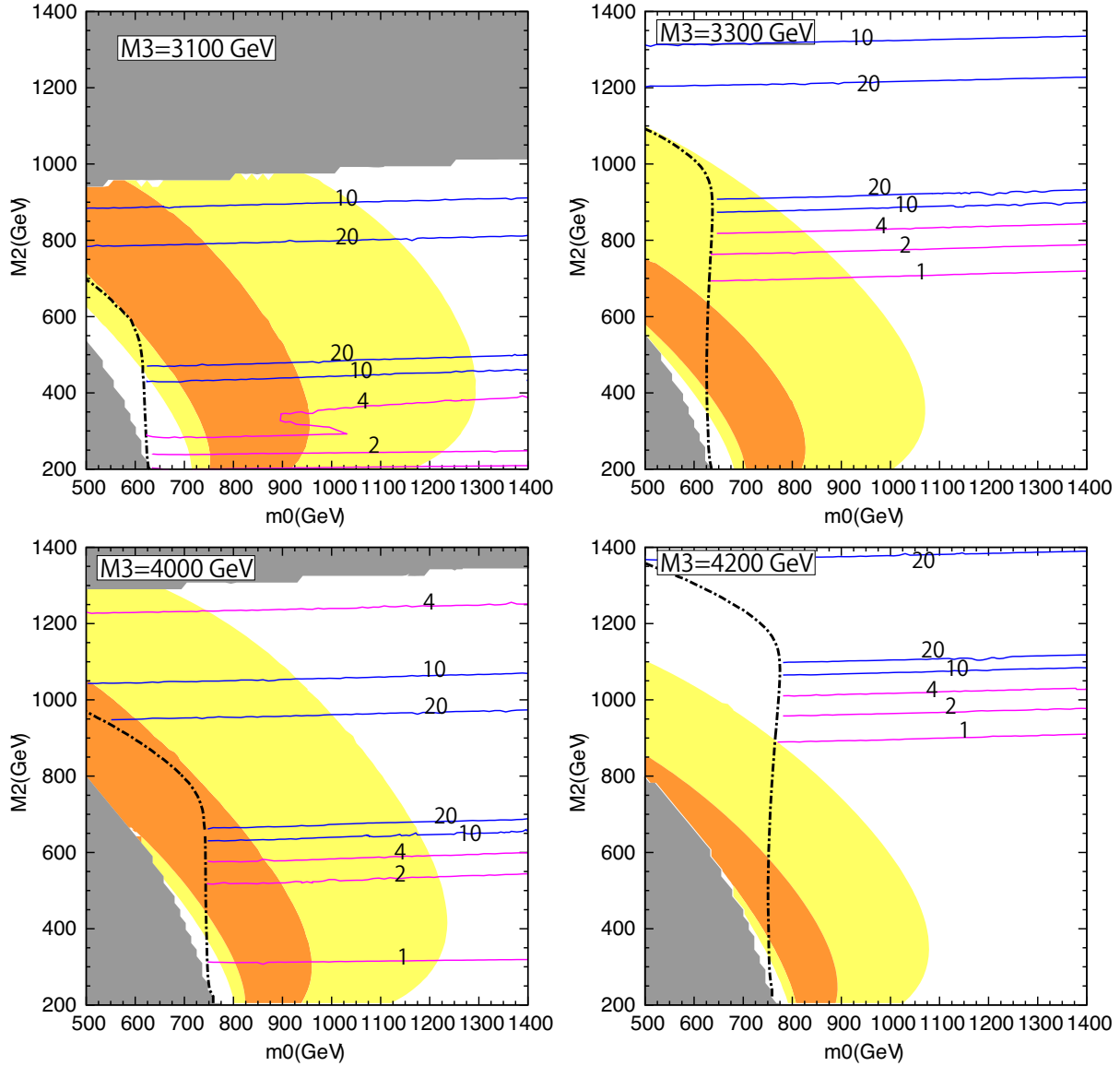


Figure 4: The spin-independent neutralino-nucleon cross section in the unit of 10^{-45} cm^2 . Here, $\tan \beta = 50$, $M_1/M_2 = 1.7$ and $f_s \simeq 0.26$. ($f_s \equiv \langle N | m_s \bar{s} s | N \rangle / m_N$). The third generation scalar mass is taken as $m_3 = 10$ (12) TeV for upper (lower) two panels.

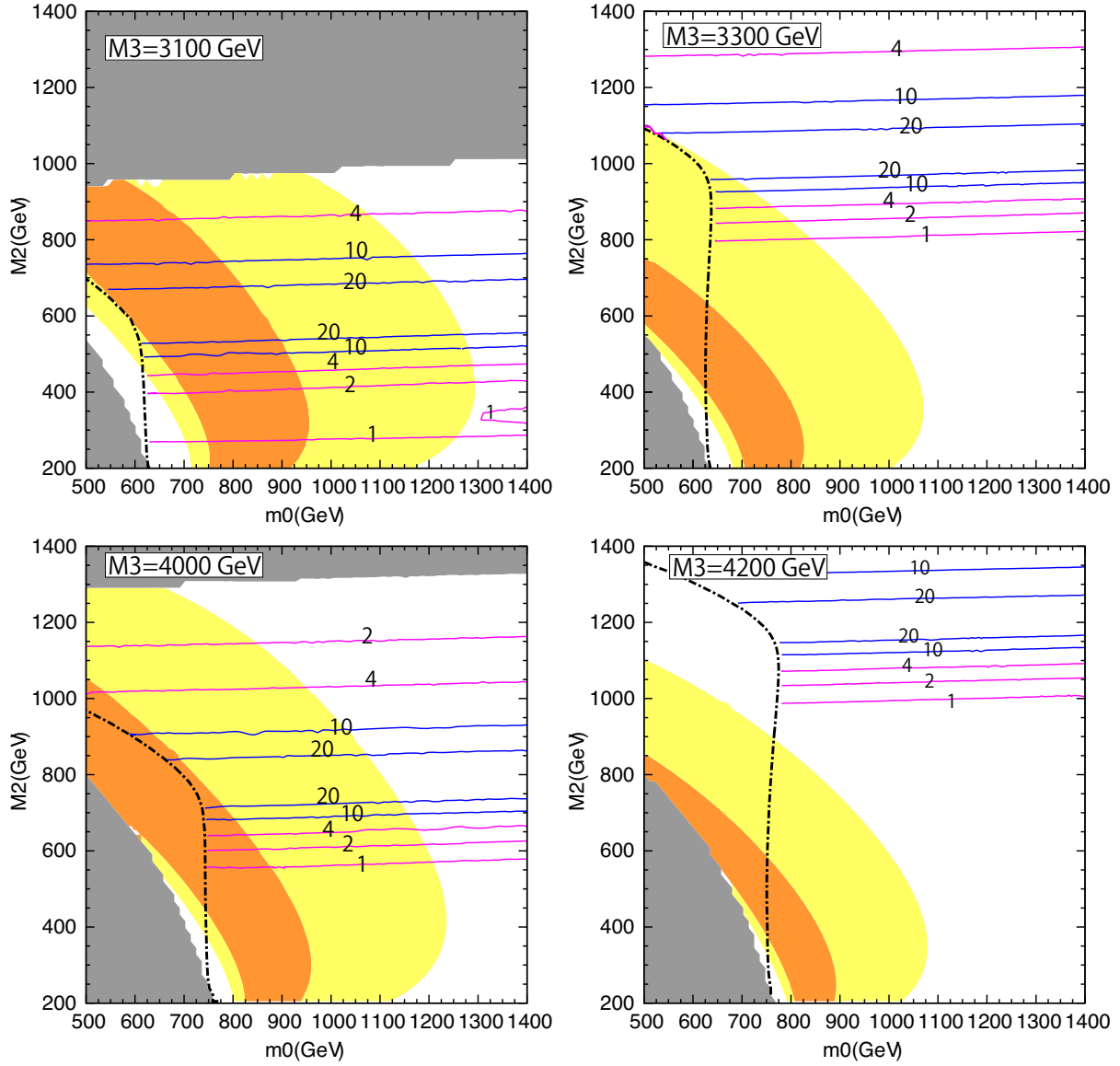


Figure 5: *The spin-independent neutralino-nucleon cross section. Here, $f_s = 0.009$. Other parameters are same as those in Fig. 4.*