

E-HORM: AN ENERGY-EFFICIENT HOLE REMOVING MECHANISM IN WIRELESS SENSOR NETWORKS

M. B. Rasheed[‡], N. Javaid[‡], Z. A. Khan[§], U. Qasim[#], M. Ishfaq[§]

[‡]COMSATS Institute of Information Technology, Islamabad, Pakistan.

[§]Faculty of Engineering, Dalhousie University, Halifax, Canada.

[#]University of Alberta, Alberta, Canada.

[§]King Abdulaziz University, Rabigh, Saudi Arabia.

ABSTRACT

Cluster based routing protocols for Wireless Sensor Networks (WSNs) have been widely used for better performance in terms of energy efficiency. Efficient use of energy is challenging task of designing these protocols. Energy holes are created due to quickly drain the energy of a few nodes due to non-uniform node distribution in the network. Normally, energy holes make the data routing failure when nodes transmit data back to the sink. We propose Energy-efficient Hole Removing Mechanism (E-HORM) technique to remove energy holes. In this technique, we use sleep and awake mechanism for sensor nodes to save energy. This approach finds the maximum distance nodes to calculate the maximum energy for data transmission. We consider it as a threshold energy E_{th} . Every node first checks its energy level for data transmission. If the energy level of node is less than E_{th} , it cannot transmit data.

Index Terms— Energy Hole; Non-uniform Distribution; Corona; WSNs

1. BACKGROUND

WSNs consist of a large number of sensor nodes deployed in a sensor field for object monitoring either inside the field or near the field. Recent advances in Microelectromechanical Systems (MEMS) based technologies have enabled the deployment of a large number of tiny sensor nodes with limited battery life time. These nodes have the low computational ability and small internal memory. These small sensor nodes capable of monitoring, sensing, aggregation and transmission of data to the sink. WSNs are used in many communication applications including security, medical, surveillance and weather monitoring. Sensor nodes are able to measure various parameters of the environment and transmit collected data to the sink directly or through multihop communication. Nodes deployment is the first step in establishing sensor network. Sensor nodes are battery powered and randomly deployed in target area. After the deployment sensor network cannot perform manually. Optimizing the energy consumption is one of the major tasks in WSNs to prolong the network

lifetime. To address this issue, much work has been done in this area during the last few years. If the sensor nodes are deployed uniformly, nodes near the sink send their own data as well as the data collected by other nodes away from the sink in multihop scenario. In this case, the sensor nodes near the sink consume more energy and die out quickly. As a result, the sensor network will disconnect having sufficient energy left unused [1]. Various schemes have been proposed to address the Energy Hole Problem (EHP). In [1], authors present a model for balanced density control to avoid energy holes. They use equivalent sensing radius and pixel based transmission schemes for balanced energy consumption. By activating different energy layered nodes in non-uniform distribution the energy holes problem is mitigated effectively.

In [2], authors purpose a Voronoi diagram-based distribution model for sensor deployment. In this model, each node calculate its Voronoi polygon to detect coverage hole and move towards a better position for maximum coverage in the field.

In [3], authors discuss the Corona-based sensor network model for balanced energy depletion due to many to one communication in multihop sensor networks. They use mobile sensors to heal the coverage hole created due to large data relaying near the sink. In [4], authors purpose a multiple sink model to divide the network load near the sink to avoid the energy hole. Decision of a multiple sink is based on the amount of data loads in sensor networks.

In [5], authors discuss the distributed localization problem, Optimal Geographic Density Control (OGDC) for full coverage as well as connectivity. They prove that if communication range is twice the sensing range then complete coverage implies connectivity.

Tang and Xu [2], discuss how to optimize the network lifetime and data collection at the same time. Large amount of data is given to the sink by nearby nodes and less data from the nodes that are far away from the sink in the previous study. For this a rate allocation algorithm Lexicographical Max-Min (LMM) for data gathering is proposed to maximize the data-gathering amount and maximize the network lifetime under

balance data gathering condition.

2. ENERGY HOLE PROBLEM IN WSNS

In this section, we discuss the characteristics and effects of energy holes. Unbalanced energy consumption is a major issue in WSNS when nodes are randomly deployed in sensor networks. Sensor nodes in the network behave as a data originator and data router [6].

Nodes near the sink have a greater load of data, hence consume more energy. Therefore, nodes near the sink deplete more energy and die quickly, leading what is called EHP around the sink. In this situation, no more data will be transmitted to the sink. So, the network lifetime ends due to more depletion of energy near the sink. More sensor nodes due to dense deployment in any region may overlap and increase the hardware cost. However dense deployment is another reason for the creation of holes problem in WSNS.

3. ENERGY CONSUMPTION MODEL

We have found that due to EHP network dies early. *Yifeng et al.* [7] deals with the lifetime of sensor networks. They assume that the communication between nodes consume more energy rather than data aggregation and data reception. Previous research shows that the traffic near the sink is heavier than the traffic away from the sink. Energy consumption near the sink is greater and energy holes occur leading to the death of the entire network. This phenomenon reduces the lifetime of the whole network due to large energy consumption near the sink. If more nodes are deployed near the sink, there will be more nodes use to relay the distant data and hence extends the network lifetime which is also non-uniform node distribution strategy. The phenomenon of an energy hole makes the researchers realize that the network lifetime is determined by the weakest node. How to avoid EHP becomes an important research area now a days.

We use the same energy consumption model as used in [8], which is the first-order radio model.

4. E-HORM: PROPOSED SCHEME

We consider the scenario where nodes are randomly deployed in a given region. Some nodes are selected to be active and rest are in sleep mode to maintain sensing, coverage and connectivity. The position of the sink is at the center of the network. Energy of all the nodes are equal while the energy of the sink is unlimited. In our model, nodes transmit data to the sink based on residual energy and the distance between nodes and sink. E-HORM scheme has four major phases: (i) initializing phase, (ii) threshold calculating phase, (iii) cluster formation, and (iv) sleep/awake scheduling phase. In every round sink first checks the maximum distance node in the

field. It then calculates the required energy to transmit data to the sink. We set this energy as a E_{th} . In every round if the energy level of a node is greater than or equal to E_{th} , sensor node transmits data to the sink. If the energy level of any node is less than E_{th} , it cannot transmit data to the sink. When the energy level is less than E_{th} value, it moves towards the sleep mode to save energy.

4.1. Sensor Node Sleep Scheduling

Before performing the sleep schedule, we examine the energy level of each node according to their distance from sink by using the following steps.

- Case 1: $E_r > E_{th}$: When E_r is greater than the E_{th} , the node is in active mode and ready for communication.
- Case 2: $E_r < E_{th}$: When E_r is less than the E_{th} , the node moves towards sleep position.

Each node set the sleeping scheduling according to the E_{th} . To calculate the E_{th} , we use the following formula.

$$E_{th} = ((ETX + EDA) * D) + (E_{amp} * D * d^4) \quad (1)$$

Where D is the length of data packet and d is the distance between maximum distance node and sink.

4.2. E-HORM Formulation

Based on the network model, nodes belonging to CH forward both the data generated by themselves and the data generated by its member nodes. Nodes which are not CH need not forward any data. Suppose nodes are randomly deployed in the network and there is no need for data aggregation at any forwarding node. Based on transmission mechanism data for CH receive and forward is $(D_1 + D_2 + D_3 + \dots + D_N)$ and $(D_{CH} + D_1 + D_2 + D_3 + \dots + D_N)$. If the distance between N and CH is $d < d_0$ than energy consumption for data transmission from N to the CH.

$$E_N^{CH} = D_N^{CH}(E_{ele}) + D_N^{CH}(E_{fs})(d^2) \quad (2)$$

Now considering the scenario where distance between N to CH is $d > d_0$.

$$E_N^{CH} = D_N^{CH}(E_{ele}) + D_N^{CH}(E_{amp})(d^4) \quad (3)$$

Energy consumed by CH to transmit data to the S when distance between them is $d < d_0$:

$$E_{CH}^S = D_{CH}^S(E_{ele}) + E_{DA} + D_{CH}^S(E_{fs})(d^2) \quad (4)$$

When distance between CH and S is $d > d_0$:

$$E_{CH}^S = D_{CH}^S(E_{ele}) + E_{DA}D_{CH}^S(E_{amp})(d^4) \quad (5)$$

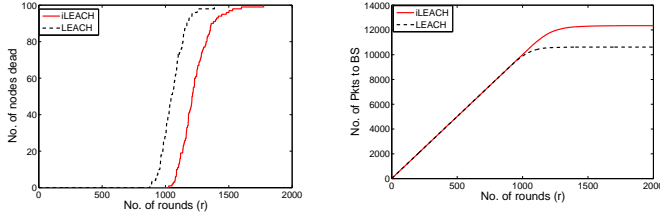


Fig. 1. Comparing the performance of LEACH and iLEACH

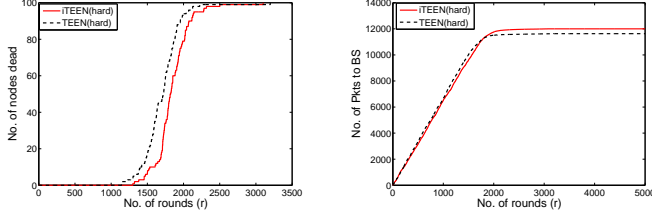


Fig. 2. Comparing the performance of TEEN and iTEEN

$$E_{Total_CH} = E_{CH} + E_N \quad (6)$$

$$E_{Average_CH} = \frac{E_{Total_CH}}{N} \quad (7)$$

Energy saving in each round for normal node is:

$$E_{Save_N} = E_{elec} + E_{TX} + E_{amp} \quad (8)$$

Energy saving for CH is:

$$E_{Save_CH} = E_{ele} + E_{DA} + E_{TX} + E_{RX} + E_{amp} \quad (9)$$

Energy saving for all sleep nodes

$$E_{Save_Total} = \sum_{i=0}^n E_i \quad (10)$$

4.3. Analysis

Sleep probability of sensor nodes for each round is based on E_{th} of distant nodes. The nodes away from the sink increase the sleep probability. In this way, the nodes consume approximately balance energy to enhance the network lifetime. For WSNs the sleeping scheduling is very important due to limited energy of sensor nodes. If a node set into active position for a long time, it consumes a lot of energy. On the other way, the transmissions create more delay for long time sleep duration. In this paper, we design an optimum sleeping control mechanism to avoid both of the problems.

5. SIMULATION RESULTS

Our results are based on analyses and are validated by Matlab simulations. In our simulations, we consider a sensor network with n number of homogeneous or heterogeneous sensor nodes which are randomly deployed in a square field. The

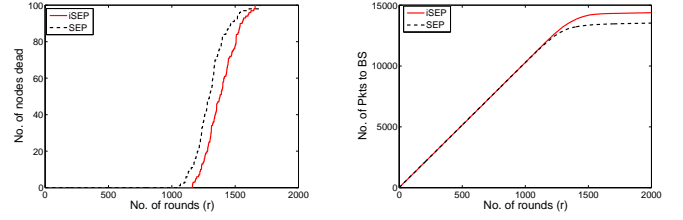


Fig. 3. Comparing the performance of SEP and iSEP

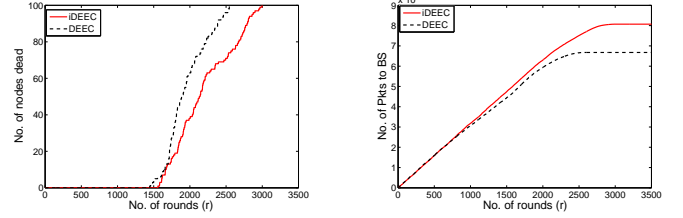


Fig. 4. Comparing the performance of DEEC and iDEEC

only sink is located at the center of the field. Sensor nodes do not move after deployment. Sensor nodes are limited initial energy E_{init} , while the energy of the sink is unlimited. The transmission ranges of sensor nodes are adjustable according to the distance from the sink. All nodes need to send the data packets to the sink in a cycle time. In each round sensor nodes are selected to work and the rests of nodes are set to sleep mode to save energy. In E-HORM, this mechanism is called sleep awake process. We apply our scheme in four categories of the cluster based protocols LEACH, TEEN, DEEC and SEP.

Table 1. Simulation Parameters

Symbol	Description	Value
X_m	Distance at x-axis	100 meter
Y_m	Distance at y-axis	100 meter
N	Total number of nodes	100 Nodes
E_0	Total energy of node	0.5 j
P	Probability of cluster head	0.1
E_{RX}	Energy dissipation: receiving	$0.0013/p_j/bit/m^4$
E_{fs}	Energy dissipation: free space model	$10/p_j/bit/m^2$
E_{amp}	Energy dissipation: power amplifier	$100/p_j/bit/m^2$
E_{elec}	Energy dissipation: electronics	$50n_j/bit$
E_{TX}	Energy dissipation: transmission	$50nj/bit$
E_{DA}	Energy dissipation: aggregation	$5/n_j/bit$
d_0	Reference distance	87 meter
n	Number of sleep nodes	10 Nodes
E_r	Remaining energy of nodes	

In this section, we evaluate and explain the simulation results of our purposed work. Three main matrices, including the stability period, network survival lifetime and data transmitted to the sink are calculated and compared with the existing work. We explore the theoretical analysis of node distribution according to random deployment. We evaluate and compare our purposed technique with LEACH, TEEN, DEEC and SEP protocol with random node deployment in the sensor

network. Our technique outperforms in terms of network life time and stability period. Now we explain how the sleep and awake mechanism are carried out in LEACH and TEEN to remove the energy holes. LEACH and TEEN are homogeneous routing protocol and all the nodes have the same probability to become a cluster head.

Cluster head consumes more energy during transmission due to data load of member nodes. Nodes forward their own data to cluster heads according to TDMA schedule. All nodes are in sleep node and turn on their transmitters during data transmission to save energy. According to our approach, the nodes that have the energy level less than the threshold are in sleep mode to save energy. In this way we save energy to prolong network life time and stability period.

SEP and DEEC are the heterogeneous clustering protocol. In this section, we compare the performance of SEP and DEEC with our proposed scheme iSEP and iDEEC in the same heterogeneous setting. Extra energy is distributed over-all advance nodes in the field. This setting latter provide the more stable region and network lifetime. Fig. 3 shows the result of SEP and our proposed scheme iSEP. It is very clear that the stable region of iSEP is greater than SEP even though the network lifetime is not very large. Due to balanced energy consumption network, stability increased. In SEP, when first node dies the system becomes unstable due to population reduction. The death ratio of normal nodes are greater than advance nodes due to having more energy of advance nodes. Distant nodes consume more energy and are put into sleep mode to avoid an energy holes. In each round, the nodes having less energy then E_{th} put into sleep mode to save energy. This mechanism enhances the stability period of SEP due to better utilization of energy. Now we evaluate and compare the performance, of DEEC and iDEEC protocols. For best evaluation of performance, we ignore the disturbances due to signal collision and interference in a wireless medium. It is obvious that the network lifetime of our proposed scheme is grater compared with DEEC protocols. There is a minute change in the stability period of DEEC and iDEEC while, the network lifetime of iDEEC is greater. This is because the energy of each node is different from other nodes. In periodically sleep and awake mechanism, we can best utilize the energy consumption in each region to remove energy holes.

6. CONCLUSION

In this article, we focus on energy hole problem and energy consumption in LEACH, TEEN, DEEC and SEP protocols. We discussed the creation of energy holes in homogeneous and heterogeneous routing protocols. We implement our approach in LEACH, TEEN, DEEC and SEP routing protocol. Due to random deployment in these protocols, there exists the probability of energy holes. Sleep and awake mechanism to remove energy holes in WSNs is proposed. We investigated that after our proposed scheme, a better energy consumption

is achieved. As for network life time, this work clearly gives the results in terms of network lifetime and stability period. Sensor nodes consume balance energy, and hence maximize the network lifetime. This paper clearly points out how we can remove the energy holes problem in WSNs, and other researchers can also easily purpose a new protocol according to deployment techniques, which avoid the energy holes. Simulation results show that the results of our scheme perform better than previous schemes in terms of network life time and stability perid.

7. REFERENCES

- [1] J. Jia, J. Chen, X. Wang, and L. Zhao, Energy-balanced density control to avoid energy hole for wireless sensor networks, *International Journal of Distributed Sensor Networks*, vol. 2012, 2012.
- [2] X. Tang and J. Xu, Optimizing lifetime for continuous data aggregation with precision guarantees in wireless sensor networks, *IEEE/ACM Transactions on Networking (TON)*, vol. 16, no. 4, pp. 904917, 2008.
- [3] J. Jia, X. Wu, J. Chen, and X. Wang, Exploiting sensor redistribution for eliminating the energy hole problem in mobile sensor networks, *EURASIP Journal on Wireless Communications and Networking*, vol. 2012, no. 1, p. 68, 2012.
- [4] M. Ahadi and A. Bidgoli, A multiple-sink model for decreasing the energy hole problem in large-scale wireless sensor networks,
- [5] H. Zhang and J. Hou, Maintaining sensing coverage and connectivity in large sensor networks, *Ad Hoc & Sensor Wireless Networks*, vol. 1, no. 1-2, pp. 89124, 2005.
- [6] I. Akyildiz, W. Su, Y. Sankarasubramaniam, and E. Cayirci, A survey on sensor networks, *Communications Magazine*, IEEE, vol. 40, no. 8, pp. 102114, 2002.
- [7] G. Chen, C. Li, M. Ye, and J. Wu, An unequal clusterbased routing protocol in wireless sensor networks, *Wireless Networks*, vol. 15, no. 2, pp. 193207, 2009.
- [8] J. Li and P. Mohapatra, An analytical model for the energy hole problem in many-to-one sensor networks, in *IEEE Vehicular Technology Conference*, vol. 62, p. 2721, IEEE; 1999, 2005.