

Cosmology with sterile neutrino masses from oscillation experiments

J. R. Kristiansen¹ *, Ø. Elgarøy², C. Giunti³, and M. Laveder⁴

¹ Oslo and Akershus University College of Applied Sciences, Faculty of Technology, Art and Design, Box 4 St. Olavs plass, N-0130 Oslo, NORWAY

² Institute of theoretical astrophysics, University of Oslo, Box 1029, N-0315 Oslo, NORWAY

³ Department of Physics, University of Torino and INFN, Via P. Giuria 1, I-10125 Torino, Italy

⁴ Dipartimento di Fisica e Astronomia "G. Galilei", Università di Padova, and INFN, Sezione di Padova, Via F. Marzolo 8, I35131 Padova, Italy

August 21, 2018

ABSTRACT

There are hints, both from cosmology and from neutrino oscillation experiments, that one or two sterile neutrinos with eV masses are favored. We consider the implications of combining data from short baseline neutrino experiments with cosmological observations. In particular we consider cosmological models where the equation of state of dark energy and the curvature are allowed to vary. We find that the consistency of results from short baseline experiments and cosmology is dependent on the cosmological data sets that are used. When the two are consistent, we find that the inclusion of information from short baseline experiments only mildly affects the preferred values of the cosmological model parameters. A universe with a cosmological constant type dark energy and zero curvature is still fully consistent with the data we use. We also report that a thermalized sterile neutrino in the ~ 10 eV range is fully consistent with a wide range of cosmological data as long as information on the matter power spectrum is not taken into account.

Key words. cosmological parameters - dark matter - dark energy - elementary particles - neutrinos

1. Introduction

The many links between the very small and the very large are some of the most fascinating aspects of cosmology. To understand the Universe and its history, we must know the fundamental building blocks of matter and their properties. Both particle physicists and cosmologists benefit from the connections between their subjects. For example, cosmological observations have for a number of years provided the most stringent upper bounds on the neutrino mass scale, and may one day be in a position to determine it (Lesgourgues & Pastor 2012). One could also look at the situation in the opposite way and say that a better knowledge and understanding of the neutrino sector would help us to improve constraints on cosmological parameters.

The number of neutrino species whose masses are below the GeV scale and which couple to the Z^0 boson, i.e., interact weakly, was determined to be 2.984 ± 0.008 from LEP data (Nakamura & Particle Data Group 2010). If there are more neutrino types than the three we already know about, they must be very heavy or only couple to gravity, or both. Neutrinos that do not participate in the weak interaction are known as sterile. They appear in the so-called seesaw mechanism (Zuber 2004) for generating low neutrino masses, and are typically very heavy there, much heavier than the electroweak scale, in order to explain how low the masses of the ordinary, active neutrinos are. However, as long as it only interacts gravitationally there are no a priori constraints on the mass of a putative sterile neutrino.

The question of the existence of sterile neutrinos with masses in the eV range has attracted a lot of attention in the last few years (Donini et al. 2012; Giunti & Laveder

2011a,b; Kopp et al. 2011, 2013; Giunti & Laveder 2011). There are several experiments hinting at their existence (Aguilar et al. 2001; Aguilar-Arevalo et al. 2010; Mention et al. 2011; Abdurashitov et al. 2006). However, the situation is far from clear, since other experiments disfavour light sterile neutrinos, e.g. Armbruster et al. (2002); Adamson et al. (2010).

On the other hand there have been indications from cosmological probes that a value for the effective number of relativistic particles higher than the standard value of $N_{\text{eff}} = 3.046$ (Mangano et al. 2005; Riemer-Sørensen et al. 2013) is preferred, the so-called Dark Radiation (Giusarma et al. 2012; Hamann et al. 2010). Although there are other explanations, one or two eV-mass sterile neutrinos could be the cause of this result.

A number of papers have considered the issue of adding one or two light sterile neutrinos to the cosmological matter budget, e.g., Archidiacono et al. (2012); Archidiacono et al. (2013); Hamann et al. (2011, 2010). Most of these studies, however, have added sterile neutrinos to the Λ CDM model, where the cosmological constant is the dark energy. The nature of the dark energy is unknown and the subject of large observational projects like the future Euclid mission (Amendola et al. 2012). In this paper we will therefore allow the equation of state of the dark energy to be a parameter to be constrained simultaneously with other cosmological parameters and neutrino properties.

In a previous paper (Kristiansen & Elgarøy 2011) two of us looked into the consequences for cosmology if the reactor data really demand the existence of one or two eV-mass sterile neutrinos. The aim of this paper is to improve upon this analysis by including the full likelihood function from short base line (SBL) neutrino experiments.

* e-mail: joskri@hioa.no

The structure of this paper is as follows. In section 2 we summarize the theoretical background and describe our method of analysis. The cosmological data are treated briefly since our method of analysis is standard. Section 3 contains our results, and we summarize and conclude in section 4.

2. Cosmological models with sterile neutrinos

Sterile neutrinos with keV masses have been of great interest as dark matter candidates in cosmology (Kusenko 2009). Recently it has been suggested that one or two sterile neutrinos with masses of a few eV lie behind some puzzling features in neutrino oscillation experiments, see Abazajian et al. (2012) for a review.

An important question when we turn to the cosmological implications of these two scenarios is whether these light, sterile neutrinos were thermalized in the early universe. We will assume that they were, since several studies (Hamann et al. 2010; Melchiorri et al. 2009; Kainulainen 1990) suggest that this was the case for the masses and mixing parameters we consider, provided that the initial lepton asymmetry was small (Hannestad et al. 2012). This means that standard relation between the sum of the neutrino masses and their contribution to the cosmic mass density parameter applies.

Adding light sterile neutrinos may cause some problems with BBN since the increased relativistic energy density results in a larger neutron-to-proton ratio, and leads to an increased He/H mass fraction. Recent analyses (Mangano & Serpico 2011; Pettini & Cooke 2012) found that BBN constrains the number of relativistic degrees of freedom to be $N_{\text{eff}} < 4$ at 95 % confidence. So this means that the 3 active+1 sterile model we consider in this paper is just within the bounds.

3. Neutrino oscillation constraints

We considered the data of SBL neutrino oscillation experiments in the framework of 3+1 neutrino mixing, assuming that the mass m_4 of the fourth neutrino is much larger than those of the three ordinary neutrinos which generate the squared-mass differences responsible for solar and atmospheric neutrino oscillations (see Gonzalez-Garcia & Maltoni (2008)). In this case, SBL oscillations depend only on the squared-mass difference $\Delta m_{41}^2 \simeq m_4^2$. We fitted the $\nu_\mu \rightarrow \nu_e$ and $\bar{\nu}_\mu \rightarrow \bar{\nu}_e$ appearance data of the LSND (Aguilar et al. 2001), KARMEN (Armbruster et al. 2002), NOMAD (Astier et al. 2003), MiniBooNE (Aguilar-Arevalo et al. 2012) and ICARUS (Antonello et al. 2012) experiments, taking into account the results of ν_e and $\bar{\nu}_e$ disappearance data (Giunti et al. 2012) (including the reactor (Mention et al. 2011) and Gallium (Giunti & Laveder 2011) anomalies) and the constraints on ν_μ and $\bar{\nu}_\mu$ disappearance (Archidiacono et al. 2013). We calculated the Bayesian posterior probability of Δm_{41}^2 through the marginalization over the mixing angles. This probability is used as a SBL prior in the MCMC analysis of cosmological data.

The posterior from the SBL analysis is shown in Figure 1. The SBL oscillation experiments are sensitive to the squared mass difference between two neutrino mass eigenstates, Δm_{14}^2 . Since we assume the three active neutrino species to be massless, we can use the simple relation $m_\nu = \sqrt{\Delta m_{41}^2}$.

4. Cosmological parameter estimation

For the cosmological parameter analysis we use a modified version of the publicly available Markov chain Monte Carlo code Fortran 90 code CosmoMC (Lewis & Bridle 2002). We have studied two different basic cosmological models, one minimal, flat Λ CDM model, and one model that is extended to allow for a non-zero curvature and dark energy equation of state, w , different from -1. The latter model will be denoted w CDM+ k . We have assumed the three active neutrino species to be massless. Thus, in the Λ CDM case we have varied the parameters $\{\omega_b, \omega_c, \theta, \tau, n_s, \ln 10^{10} A_s\}$, and for the w CDM+ k case we have added Ω_k and w as free parameters. We refer to Lewis & Bridle (2002) for exact parameter definitions.

Then we have added one extra, massive, sterile neutrino species, ν_s , to the models, and included the mass of this sterile neutrino, m_ν (measured in eV/ c^2), as a free parameter. For the sterile neutrino mass we analyze two cases. One where we use a flat prior on m_ν , and let only the cosmological data constrain its allowed mass range, and one where we impose a prior on m_ν from the analysis of short baseline reactor neutrino oscillation experiments.

To include the SBL results in the cosmological analysis we simply add the log likelihood values from SBL and cosmological data for each step in the MCMC analysis.

The backbone of the cosmological data we use are the 9 year CMB data from the WMAP satellite (Bennett et al. 2012; Hinshaw et al. 2012), and the likelihood code provided with the data release. In addition we use supernova type 1a data (SN1a) from SDSS (Kessler et al. 2009) and matter power spectrum ($P(k)$) data from the SDSS DR7 LRG sample (Reid et al. 2010) and baryonic acoustic oscillation (BAO) data from WiggleZ (Blake et al. 2011) and SDSS (Percival et al. 2010). In addition we impose a prior on the Hubble parameter (HST) from Riess et al. (2011) and on the baryon content from nucleosynthesis (BBN) ($\Omega_b h^2 = 0.022 \pm 0.002$).

We have performed the analysis with the following combinations of data sets:

- WMAP9: Only WMAP9 data.
- Extended: WMAP9 + SN1a + BAO + HST + BBN
- Extended+Pk: As Extended, but with galaxy power spectrum $P(k)$ data from SDSS instead of the SDSS BAO data.

5. Results

In Figure 2 we show 1D marginalized parameter probability distributions obtained for the Λ CDM+ $1\nu_s$ model for both WMAP9 and Extended data, with and without the SBL prior on m_ν .

For the sterile neutrino mass we notice that the distribution peaks at zero mass when we only take cosmological data into account. For WMAP9 data only the probability distribution of m_ν has a long tail of low but non-zero probability, leaving m_ν basically unconstrained. We will discuss this tail more thoroughly later. For Extended data the 95% region for m_ν reaches up to 0.85 eV. When including the SBL prior the m_ν distribution peaks at around 1 eV, as this region gives a reasonable fit both to the SBL and cosmological data sets. We see that the SBL prior is consistent with the cosmological analysis using both WMAP9 and Extended data. However, when we include matter power spectrum data and use the Extended+Pk data, the cosmological limits on m_ν are tightened to $m_\nu < 0.46$ eV (95% C.L.), which we consider to be incompatible with the SBL prior. We conclude that the strong sterile neutrino mass constraints from the inclusion of

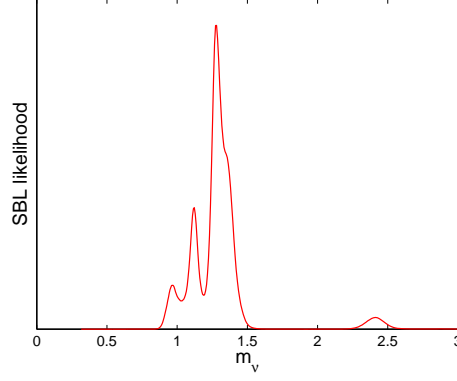


Fig. 1. Constraints on the mass of a single sterile neutrino from reactor SBL experiments. We use this likelihood distribution as a prior in our cosmological models. As we assume massless active neutrinos, the sterile neutrino mass, m_ν , shown here, is simply taken as $\sqrt{\Delta m_{41}^2}$, where Δm_{41}^2 is the squared neutrino mass difference measured in the SBL experiments.

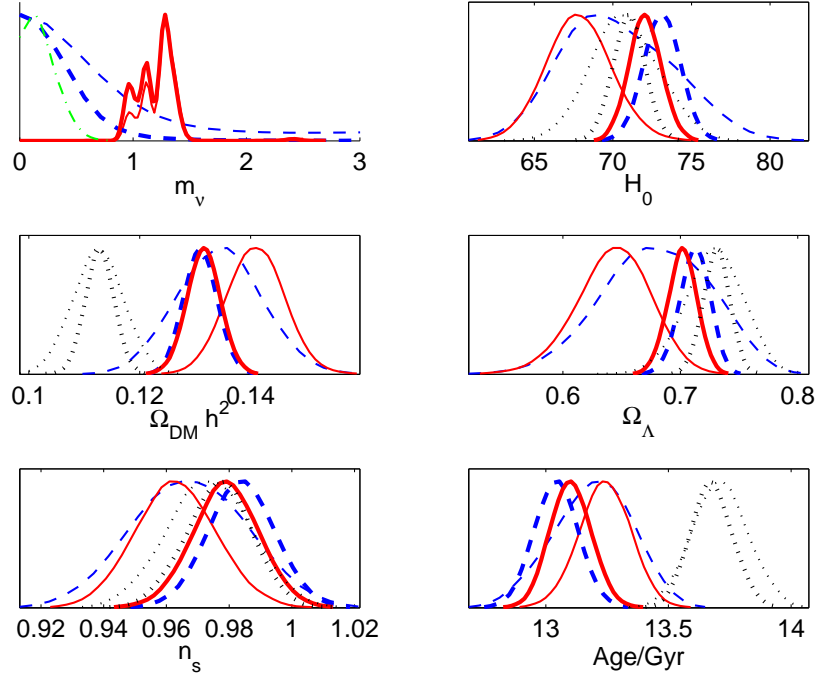


Fig. 2. Marginalized probability distributions for cosmological parameters in a flat Λ CDM+ $1\nu_s$ cosmology. Blue, dashed lines: No SBL-prior on m_ν . Red, solid lines: Including a SBL prior on m_ν . Thin lines: WMAP9 data. Thick lines: Extended data. In the m_ν panel the green dash-dotted line show the limit on m_ν for Extended+Pk data. In the other panels the black, dotted lines show distributions for a flat Λ CDM model *without* any sterile neutrinos, for comparison.

$P(k)$ data and the inferred limits from the SBL analysis cannot be valid at the same time. Therefore we do not present results with both Extended+Pk data and the SBL prior.

Regarding the other cosmological parameters we notice that the inclusion of a sterile neutrino shifts several parameter values significantly compared to a standard Λ CDM universe without massive neutrinos. For example, the Hubble parameter, H_0 , and dark energy and dark matter contents are altered, which leads to a shift in the age of the universe to lower values when the sterile neutrino is included. We see only minor shifts in parameter ranges when the adding SBL prior on m_ν is added. The SBL prior

does however have a small effect on the values of, for example, H_0 and Ω_Λ , which are drawn toward smaller values, and, as a result, the age of the universe is shifted towards higher values with the SBL prior included. Using the Extended data set and the SBL prior for the Λ CDM+ ν_s universe, we end up with an age estimate of the universe given by 13.10 ± 0.08 Gyr, which can be compared to 13.68 ± 0.08 Gyr when using the same cosmological data sets for a Λ CDM model without sterile neutrinos.

The reason for these shifts can be seen in Figure 3. Here we show two-dimensional confidence intervals (95% and 68%) for a few parameter combinations when using the flat Λ CDM+ $1\nu_s$

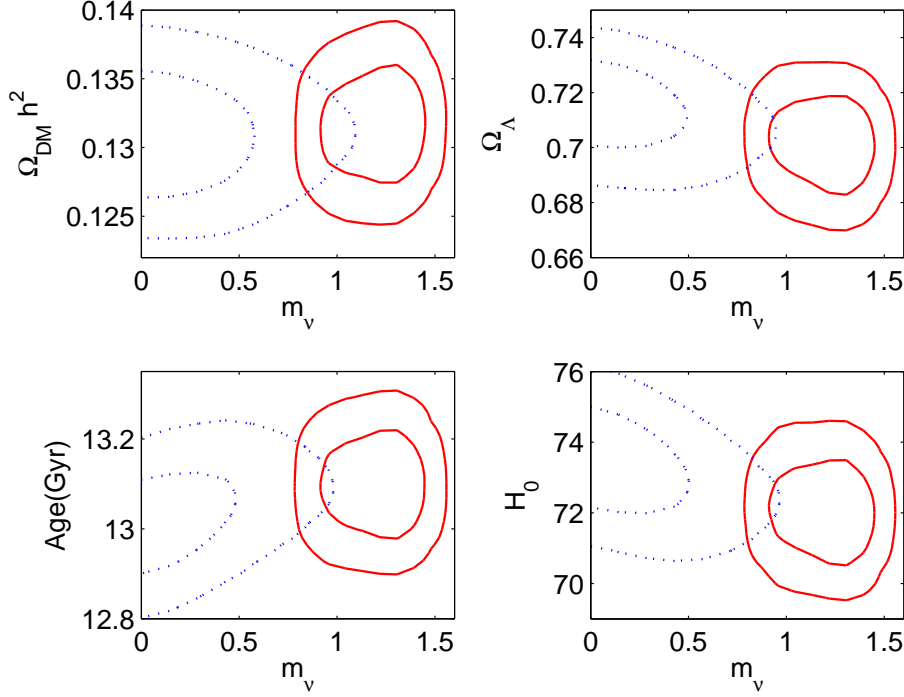


Fig. 3. 2D probability contours for selected parameters in the case of a flat Λ CDM+ $1\nu_s$ model using Extended data. The contours indicate 95% and 68% confidence intervals. Blue lines show results without any SBL prior on m_ν , while the red contours indicate the results when including the SBL prior in the analysis.

model and Extended data. We see that there are degeneracies between m_ν and Ω_Λ and H_0 , and as a consequence also the age of the universe.

Next, we turn to the extended cosmological model, w CDM+ k , where we allow the equation of state of dark energy, w , and the curvature of the universe, Ω_k to vary. In Figure 4 we show the probability distributions for the different parameters in this case. As these models are very poorly constrained by WMAP9 data only, we only show results from the Extended and Extended+Pk data sets.

For the distribution of m_ν analyzed with the Extended data set we see that the distribution falls off in an almost Gaussian manner up to $m_\nu \sim 2$ eV, and that it retains a small, non-zero probability for higher masses. We will discuss this high-mass tail further later on. The SBL prior is fully consistent with the extended data set, and adding this prior, constrains the neutrino mass to be between 0.96 eV and 1.40 eV at 95% C.L. Again, including matter power spectrum data, using the Extended+Pk data set we get limits on m_ν that are incompatible with the SBL prior ($m_{\nu i} > 0.55$ eV (95% C.L.)). Therefore we do not show results where the SBL prior is added to the Extended+Pk analysis.

For the other parameters we find shifts of the order of 1σ by adding a massive sterile neutrino, compared to a model without sterile neutrinos. Adding a sterile neutrino the preferred model is drawn towards less dark energy density, and more dark matter. The distributions of Ω_k and w shift by less than 1σ for all the combinations of models and data sets shown here. This may be surprising, as we have found in a previous work that a sterile neutrino in the 1 eV range gives a preference for $w < -1$. In that analysis, however, we did not make use of BAO data. The inclusion of BAO data puts an additional strong handle on w ,

which makes it strongly constrained, regardless of the inclusion of additional massive neutrinos.

Adding the SBL prior on the neutrino mass does not affect the distributions significantly. We do however see small shifts in parameters like the scalar spectral index, n_s , where the significance of $n_s < 1$ increases from 2.1σ to 3.0σ with the inclusion of an SBL prior. This is important for inflationary models of the early universe.

In the w CDM+ $k+\nu_s$ model we infer an age of the universe of 12.89 ± 0.22 Gyr when using the extended data set and the SBL prior.

In Figure 5 we show 2D distributions for a few parameter combinations in the case of a w CDM+ k model analyzed with the Extended data set, with and without the SBL prior. We notice that there is basically no correlation between the sterile neutrino mass and w , but that there are correlations between m_ν and n_s , Ω_Λ and Ω_k . In particular we see that the anti-correlation between n_s and m_ν show why SBL prior results in a stronger preference for $n_s < 1$.

Again, we notice the tail of an allowed region towards $m_\nu > 2$ eV for the analysis using the Extended data set. In Figure 5 the 95% region is indeed extending beyond $m_\nu = 3$ eV. In Figure 6 we show the marginalized probability distribution of m_ν for different combinations of models and data sets, without using the SBL prior. For the Extended+Pk data, the probability for $m_\nu > 3$ eV remains zero. However, for both the WMAP9 and Extended data sets, a new high-probability region appears in the range ~ 4 eV - 15 eV. Indeed, for the Λ CDM+ ν_s model analyzed with WMAP9 data only, the preferred value of m_ν peaks at 13 eV. When the Extended data is used, the significance of this peak is lowered, and with the inclusion of matter power spectrum data the high-mass peak vanishes.

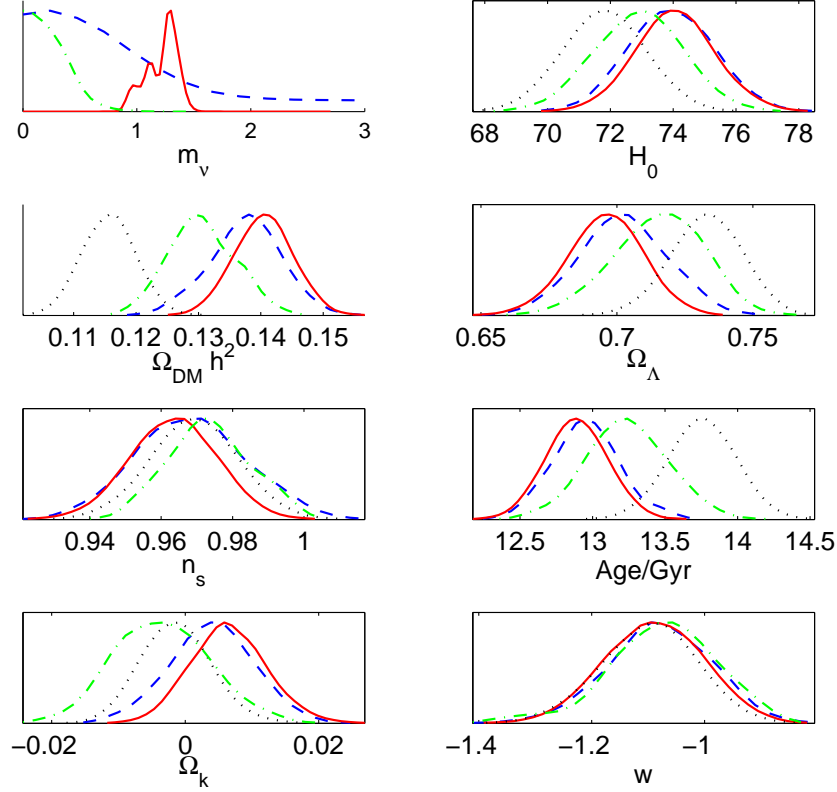


Fig. 4. Marginalized probability distributions for cosmological parameters in a $w\text{CDM}+k+\nu_s$ cosmological model. Line colors corresponding to Figure 2. As this extended model is poorly constrained by WMAP9 data alone, we only show results from the Extended analysis. For the Extended+Pk cosmological data (green dash-dotted lines) we only show results without a SBL prior.

Does this peak hint towards the existence of a sterile neutrino with a mass in the 10 eV range? Not really. In both the WMAP9 and Extended data sets the only direct handle we have on matter clustering comes from the CMB power spectrum. Neutrino masses affect the CMB power spectrum in several ways (Lesgourgues & Pastor 2006), but one of the most important effects stems from the shift of the time of matter-radiation equality (t_{eq}). Neutrinos with masses less than ~ 2 eV will still be relativistic at this time. Therefore, increasing the fraction of dark matter in the form of neutrinos, f_ν , will shift t_{eq} to later times, which in turn will affect the structure formation. However, neutrinos with masses ≥ 2 eV will already be non-relativistic at t_{eq} , and will therefore *not* shift t_{eq} relative to a pure cold dark matter model. In this regard, neutrinos in the ~ 10 eV range, corresponding to the high-mass peaks in Figure 6, will therefore act similar to a cold dark matter component when it comes to the effect of t_{eq} on the CMB. When $m_\nu \sim 10$ eV, f_ν will approach 1 for fully thermalized sterile neutrinos (the exact value of course depending on the total dark matter content), meaning that almost all of the dark matter is in the form of sterile neutrinos. Then the normal upper bounds on the dark matter content of the universe will apply, explaining why the m_ν probability distributions falls off to zero for $m_\nu \sim 15$ eV.

When we include the matter power spectrum, using the Extended+Pk data, the situation changes. Here the large thermal velocities of the neutrinos give the neutrinos a free-streaming

scale that suppresses structure growth at small scales. The signature of a universe with $f_\nu \sim 1$ will therefore look dramatically different from a universe with $f_\nu \sim 0$.

In Figure 7 we show the CMB and matter power spectra for cosmological models with different masses of the sterile neutrinos. The other cosmological parameters are set to concordance values. The model with $m_\nu = 10$ eV model therefore corresponds to a universe with a f_ν close to 1. For the CMB power spectrum, the model with $m_\nu = 10$ eV actually has a larger resemblance to the standard ΛCDM model than the models with $m_\nu = 1$ eV or $m_\nu = 3$ eV. This can be understood by the reasoning above, regarding the neutrino mass effect on t_{eq} . However, when we turn to the matter power spectrum, we see that the $m_\nu = 10$ eV model gives an extreme suppression of small scale structure, in total disagreement with all matter power spectrum data. Also, such a high value of m_ν is in disagreement with the SBL results used here.

Thus, we regard the high-mass peaks of m_ν not to be compatible with our observed universe, at least not within our model framework. In the analysis of the data from WMAP9 and the Extended data sets shown above, we have therefore imposed a cutoff at $m_\nu = 5$ eV in the analysis of the Monte Carlo chains, to avoid the inclusion of the region of parameter space with an artificially high m_ν .

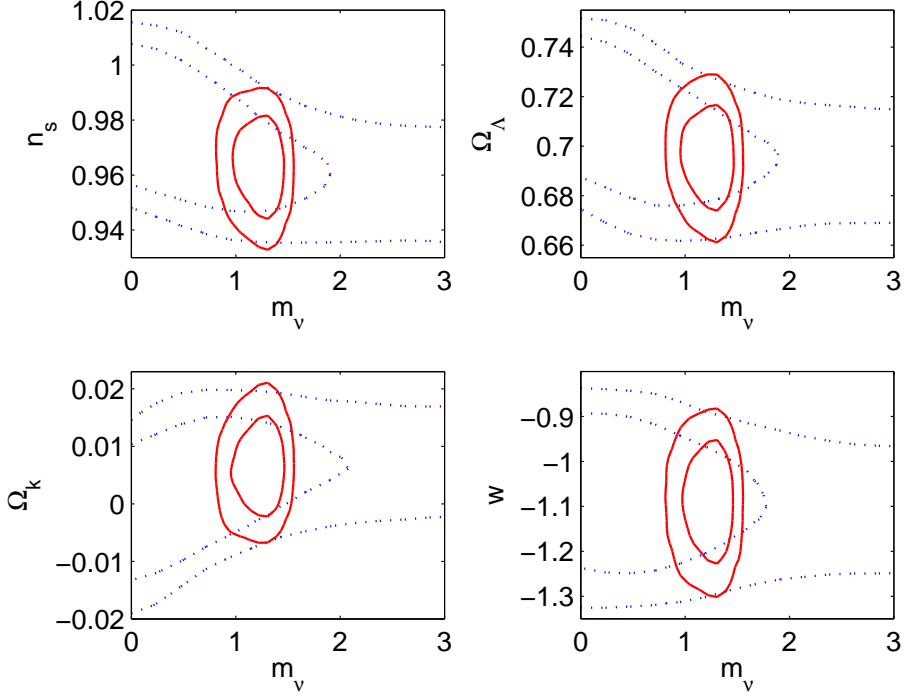


Fig. 5. 2D 95% and 68% probability contours for selected parameters in a w CDM+ k + ν_s cosmological model, using Extended data. Blue contours: No SBL prior. Red lines: With the SBL prior included.

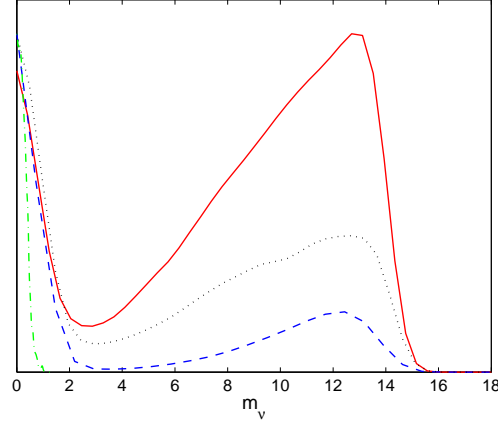


Fig. 6. Probability distributions for m_ν for different combinations of data sets and cosmological models without SBL prior. Red, solid line: Λ CDM+ ν_s model, WMAP9 data. Black, dotted line: Λ CDM+ ν_s model, Extended data. Blue, dashed line: w CDM+ k model, Extended data. Green, dash-dotted line: w CDM+ k model, Extended+Pk data.

6. Discussion and conclusions

Our analyses show consistency between cosmology and SBL data when the cosmological data consists of the combination WMAP9-SN1a+BAO+HST+BBN. The small peak in the SBL prior seen around 2.5 eV is removed by cosmology, but the higher peak around 1 eV remains. However, cosmology becomes inconsistent with SBL when the BAO data are replaced with the galaxy power spectrum estimated from the SDSS LRG sample. The latter result depends on the relation between the distributions of galaxies and the dark matter, a relation which is non-trivial and not understood in detail. Whether a better understanding of the small-scale clustering of galaxies and matter will

leave room for a sterile neutrino with mass ~ 1 eV remains to be seen. There is, however, no reason to doubt that the galaxy power spectrum data exclude the peak around 10 eV in the probability distribution for m_ν that appears when using CMB + background evolution data only.

While Kristiansen & Elgarøy (2011) found a preference for the equation of state of dark energy $w < -1$ when a sterile neutrino was included, in this work we find that the cosmological constant lies within 1σ contour. The BAO data play a crucial role for this result by effectively removing the degeneracy between m_ν and w .

Our results are consistent with those of (Archidiacono et al. 2013). They considered a wider range of cases for sterile neu-

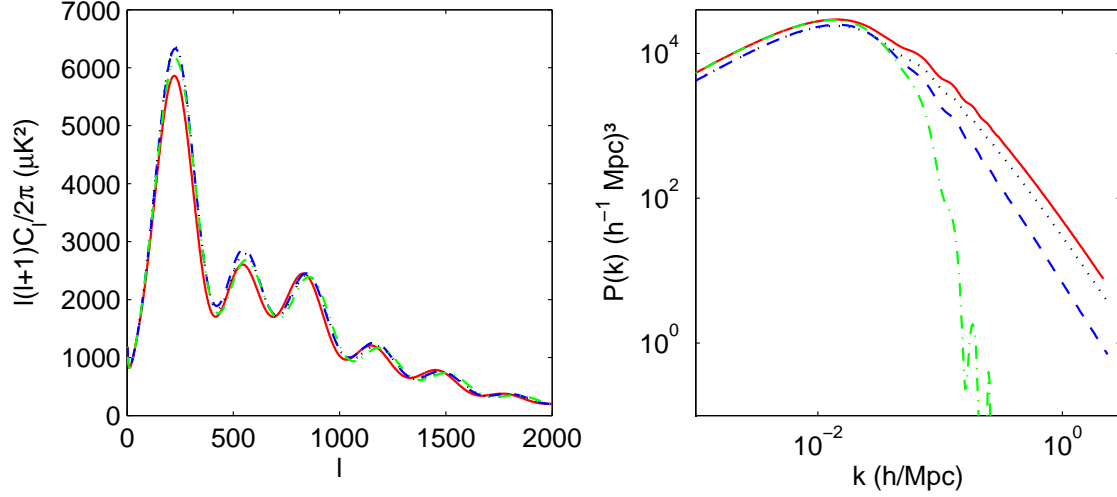


Fig. 7. CMB and matter power spectrum for Λ CDM and Λ CDM+ ν_s models with different values of m_ν . The total dark matter density is kept constant, so the plots show the effect of changing different amounts of cold dark matter into hot dark matter in form of fully thermalized sterile neutrinos. The other cosmological parameters are kept to standard, concordance values. Red, solid line: Λ CDM model. Black, dotted line: Λ CDM+ ν_s model with $m_\nu=1$ eV. Blue, dashed line: Λ CDM+ ν_s model with $m_\nu=3$ eV. Green, dash-dotted line: Λ CDM+ ν_s model with $m_\nu=10$ eV.

trinos, e.g., both 3+1 and 3+2, and the possibility of incomplete thermalization, but did not allow the equation of state of dark energy to vary, and assumed a spatially flat universe. We have allowed w and the spatial curvature to vary, but have considered the 3+1 case with a fully thermalized sterile neutrino. Both analyses agree that a sterile neutrino with mass ~ 1 eV is consistent with cosmology.

The CMB on its own has a limited ability to constrain neutrino masses (Lesgourgues & Pastor 2006), even with the precision we can expect from the soon-to-be released Planck data. This is well illustrated by the peak around 12 eV for the sterile neutrino mass we obtained when not using data on the matter power spectrum. But by removing parameter degeneracies when combined with other probes, we can expect better constraints on m_ν . It will be interesting to see if cosmology can be consistent with a 1 eV sterile neutrino when Planck data are combined with a cleaner probe of the clustering of matter than the galaxy power spectrum.

Acknowledgements. Large parts of the calculations in this work were performed on the Abel Cluster, owned by the University of Oslo and NOTUR. We thank Nicolaas Groeneboom for useful help.

References

- Abazajian, K. N., Acero, M. A., Agarwalla, S. K., et al. 2012, arXiv:1204.5379
 Abdurashitov, J. N., Gavrin, V. N., Girin, S. V., et al. 2006, Phys. Rev. C, 73, 045805
 Adamson, P., Andreopoulos, C., Arms, K. E., et al. 2010, Phys. Rev. D, 81, 012001
 Aguilar, A., Auerbach, L. B., Burman, R. L., et al. 2001, Phys. Rev. D, 64, 112007
 Aguilar, A. et al. 2001, Phys. Rev., D64, 112007
 Aguilar-Arevalo, A. A., Anderson, C. E., Brice, S. J., et al. 2010, Phys. Rev. Lett., 105, 181801
 Aguilar-Arevalo, A. A. et al. 2012, arXiv:1207.4809
 Amendola, L., Appleby, S., Bacon, D., et al. 2012, arXiv:1206.1225 [astro-ph.CO]
 Antonello, M. et al. 2012, arXiv:1209.0122
 Archidiacono, M., Fornengo, N., Giunti, C., Hannestad, S., & Melchiorri, A. 2013, arXiv:1302.6720
 Archidiacono, M., Fornengo, N., Giunti, C., & Melchiorri, A. 2012, Phys. Rev. D, 86, 065028
 Armbruster, B. et al. 2002, Phys. Rev., D65, 112001
 Astier, P. et al. 2003, Phys. Lett., B570, 19
 Bennett, C. L., Larson, D., Weiland, J. L., et al. 2012, arXiv:1212.5225 [astro-ph.CO]
 Blake, C., Kazin, E., Beutler, F., et al. 2011, ArXiv 1108.2635 [astro-ph.CO]
 Donini, A., Hernández, P., López-Pavón, J., Maltoni, M., & Schwetz, T. 2012, Journal of High Energy Physics, 7, 161
 Giunti, C. & Laveder, M. 2011a, Phys. Rev. D, 84, 073008
 Giunti, C. & Laveder, M. 2011b, Physics Letters B, 706, 200
 Giunti, C. & Laveder, M. 2011, Phys. Rev., C83, 065504
 Giunti, C. & Laveder, M. 2011, Phys. Rev. D, 84, 093006
 Giunti, C., Laveder, M., Li, Y., Liu, Q., & Long, H. 2012, Phys. Rev., D86, 113014
 Giusarma, E., Archidiacono, M., de Putter, R., Melchiorri, A., & Mena, O. 2012, Phys. Rev. D, 85, 083522
 Gonzalez-Garcia, M. C. & Maltoni, M. 2008, Phys. Rept., 460, 1
 Hamann, J., Hannestad, S., Raffelt, G. G., Tamborra, I., & Wong, Y. Y. 2010, Physical Review Letters, 105, 181301
 Hamann, J., Hannestad, S., Raffelt, G. G., & Wong, Y. Y. 2011, J. Cosmology Astropart. Phys., 9, 34
 Hannestad, S., Tamborra, I., & Tram, T. 2012, J. Cosmology Astropart. Phys., 7, 25
 Hinshaw, G., Larson, D., Komatsu, E., et al. 2012, arXiv:1212.5226 [astro-ph.CO]
 Kainulainen, K. 1990, Physics Letters B, 244, 191
 Kessler, R., Becker, A. C., Cinabro, D., et al. 2009, ApJS, 185, 32
 Kopp, J., Machado, P. A. N., Maltoni, M., & Schwetz, T. 2013, ArXiv e-prints
 Kopp, J., Maltoni, M., & Schwetz, T. 2011, Physical Review Letters, 107, 091801
 Kristiansen, J. R. & Elgarøy, Ø. 2011, A&A, 532, A67
 Kusenko, A. 2009, Phys. Rep., 481, 1
 Lesgourgues, J. & Pastor, S. 2006, Phys. Rept., 429, 307
 Lesgourgues, J. & Pastor, S. 2012, Adv. High Energy Phys., 608515
 Lewis, A. & Bridle, S. 2002, Phys. Rev., D66, 103511
 Mangano, G. & Serpico, P. D. 2011, arXiv:1103.1261 [astro-ph.CO]
 Mangano, G. et al. 2005, Nucl. Phys., B729, 221
 Melchiorri, A., Mena, O., Palomares-Ruiz, S., et al. 2009, J. Cosmology Astropart. Phys., 1, 36
 Mention, G., Fechner, M., Lasserre, T., et al. 2011, Phys. Rev. D, 83, 073006
 Nakamura, K. & Particle Data Group. 2010, Journal of Physics G Nuclear Physics, 37, 075021
 Percival, W. J., Reid, B. A., Eisenstein, D. J., et al. 2010, MNRAS, 401, 2148
 Pettini, M. & Cooke, R. 2012, MNRAS, 425, 2477
 Reid, B. A., Percival, W. J., Eisenstein, D. J., et al. 2010, MNRAS, 404, 60
 Riemer-Sørensen, S., Parkinson, D., Davis, T. M., & Blake, C. 2013, ApJ, 763, 89
 Riess, A. G., Macri, L., Casertano, S., et al. 2011, ApJ, 730, 119

Zuber, K. 2004, Neutrino physics (Institute of Physics)