

Numerical construction of a low-energy effective Hamiltonian in a self-consistent Bogoliubov-de Gennes approach of superconductivity

Yuki NAGAI¹, Yasushi SHINOHARA^{2,3}, Yasunori FUTAMURA⁴, Yukihiro OTA⁵, and Tetsuya SAKURAI^{4,6}

¹*CCSE, Japan Atomic Energy Agency, 5-1-5 Kashiwanoha, Kashiwa, Chiba 277-8587, Japan*

²*Faculty of Pure and Applied Sciences, University of Tsukuba, Tsukuba, Ibaraki 305-8571, Japan*

³*Max-Planck-Institut für Mikrostrukturphysik, Weinberg 2, D-06112 Halle, Germany*

⁴*Department of Computer Science, University of Tsukuba, Tsukuba, Ibaraki 305-8573, Japan*

⁵*CEMS, RIKEN, Wako-shi, Saitama 351-0198, Japan*

⁶*JST, CREST, 5, Sanbancho, Chiyoda-ku, Tokyo 102-0075, Japan*

We propose a fast and efficient approach for solving the Bogoliubov-de Gennes (BdG) equations in superconductivity, with a numerical matrix-size reduction procedure proposed by Sakurai and Sugiura [J. Comput. Appl. Math. **159** (2003) 119]. The resultant small-size Hamiltonian contains the information of the original BdG Hamiltonian in a given low-energy domain. Thus, the present approach leads to a numerical construction of a low-energy effective theory in superconductivity. The combination with the polynomial expansion method allows a self-consistent calculation of the BdG equations. Through numerical calculations of quasi-particle excitations in a vortex lattice, thermal conductivity, and nuclear magnetic relaxation rate, we show that our approach is suitable for evaluating physical quantities in a large-size superconductor and a nano-scale superconducting device, with the mean-field superconducting theory.

KEYWORDS: superconductivity, Bogoliubov-de Gennes equations, Eigenvalue solver

1. Introduction

To solve an eigenvalue equation is one of the central issues in condensed matter physics. The ground state in a many-body system is nothing but the eigenvector associated with the lowest eigenvalue of a many-body Hamiltonian. The Lanczos algorithm in the exact diagonalization¹ is suitable for this issue. The critical temperature in superconductivity is evaluated by the greatest eigenvalue of the linearized Eliashberg equations. The power iteration algorithm is useful for solving these equations. Thus, a lot of efficient methods for either minimum or maximum eigenvalues have been developed.

In superconductors, low-energy quasiparticle excitations are quite important for examining thermodynamic quantities, transport properties, and so on. Their energy scale is characterized by a superconducting gap energy (\sim meV), much smaller than a band width (\sim eV). In the mean-field Bardeen-Cooper-Schrieffer (BCS) theory, these excitations correspond to the eigenvalues at the center of an energy distribution of the Bogoliubov-de Gennes (BdG) Hamiltonian.² This is a direct consequence of the particle-hole symmetry of the BdG Hamiltonian. Furthermore, such an *intermediate* region can include zero eigenvalues (i.e., zero modes). The zero modes are related to fundamental properties of topological insulators and superconductors.³ Therefore, in order to study bulk properties of various superconductors and nano-scale devices with topological materials from

atomic-scale physics, an efficient method to obtain an intermediate spectral region of the BdG Hamiltonian is highly desirable.

Typically, the full diagonalization method is used for solving the BdG equations.^{4–7} However, this approach requires a lot of computational memories and a long computational time. In contrast, the polynomial expansion method^{8–12} allows efficient self-consistent calculations in superconductivity, without any diagonalization. This approach drastically reduces a computational cost and has an excellent parallel efficiency, but does not lead to direct calculations of eigen-pairs (eigenvalues and eigenvectors) of the BdG Hamiltonian. Thus, this method is not suitable for calculating dynamical correlation functions (two-particle Green's functions), which lead to important quantities such as spin/charge susceptibilities, nuclear magnetic relaxation rate, optical/thermal conductivities. Hence, the algorithms for treating an intermediate energy region of the BdG Hamiltonian have not been adequately studied.

In this paper, we propose a fast and efficient method for numerically calculating the eigenvalues and the eigenvectors of the BdG equations. Our approach is the combination of the polynomial expansion method with a contour-integral-based method developed by one of the present authors (TS) and Sugiura (Sakurai-Sugiura method).^{13–16} The Sakurai-Sugiura (SS) method allows us to extract the eigen-pairs whose eigenvalues are lo-

cated in a given domain on the complex plane, from a generic matrix. Therefore, setting this domain around the origin of \mathbb{C} , an effective Hamiltonian for the full BdG Hamiltonian can be constructed, with keeping the information relevant to low-energy excitations in a superconductor. A contour-integral representation of the projection operator onto an energy domain plays a crucial role. We obtain an effective Hamiltonian only with a gapless surface state in topological insulators and superconductors in large-scale systems, for example.

Let us summarize our approach for calculating physical quantities in the mean-field superconducting theory. First, we perform a self-consistent calculation of the BdG equations to obtain a superconducting gap function. Next, we numerically derive a low-energy (small-size) effective Hamiltonian from the BdG Hamiltonian with the resultant superconducting gap. Finally, we calculate physical quantities using the eigenvalues and the eigenvectors of this effective Hamiltonian.

This paper is organized as follows. In Sec. 2, we show a general formulation of a mean-field fermionic theory. The Green's functions are expressed by the eigenvalues and the eigenvectors of the BdG equations. In Sec. 3, we explain the polynomial expansion scheme. The application of the SS method to superconductivity is proposed in Sec. 4. We show the theoretical background of this approach and the algorithm. We stress that the present algorithm is suitable for parallel computation since the procedure is composed of solving a set of the linear equations which are independent of each other. In Sec. 5, we show the results for typical examples, as well as the computational costs of the present proposal. We perform large-scale calculations in various physical situations. As for inhomogeneous systems, we consider a vortex lattice on a two-dimensional square lattice. The quasiparticle excitation spectrum is obtained, varying a magnetic field and a coherence length. The thermal conductivity is also evaluated. Moreover, we examine temperature-dependence of the nuclear magnetic relaxation rate in an s -wave superconductor, as an example of a uniform superconductor. These demonstrations indicate that the present approach is a fast and accurate method for numerically constructing a low-energy effective Hamiltonian in the mean-field superconducting theory. Section 6 is devoted to the summary.

2. Formulation

2.1 Hamiltonian

Throughout this paper, we set $\hbar = k_B = 1$. Let us consider a Hamiltonian for a fermionic many-body system,

$$H = \frac{1}{2}\psi^\dagger \hat{H} \psi = \frac{1}{2}(\bar{c}^T, c^T) \begin{pmatrix} \hat{A} & \hat{B} \\ -\hat{B}^* & -\hat{A}^* \end{pmatrix} \begin{pmatrix} c \\ \bar{c} \end{pmatrix}, \quad (1)$$

with $c = (c_1, c_2, \dots, c_N)^T$ and $\bar{c} = (c_1^\dagger, c_2^\dagger, \dots, c_N^\dagger)^T$. Here, the symbol T represents transposition. The fermionic annihilation and creation operators are denoted as, respectively, c_i and c_i^\dagger ($i = 1, \dots, N$). The index i includes all the relevant degrees of freedom such as spatial sites, spins, orbitals, and so on. The canonical anti-commutation relation is $[c_i, c_j^\dagger]_+ = \delta_{ij}$. The Hamiltonian matrix \hat{H} is a $2N \times 2N$ Hermite matrix. The hermitian property of H and the canonical anti-commutation relation imply that the $N \times N$ complex matrices \hat{A} and \hat{B} in \hat{H} satisfy $\hat{A}^\dagger = \hat{A}$ and $\hat{B}^T = -\hat{B}$. In the case of superconductivity, \hat{H} corresponds to the mean-field BCS Hamiltonian and \hat{B} contains superconducting gaps.

2.2 Bogoliubov-de Gennes equations

The BdG equations are regarded as the eigenvalue equations with respect to \hat{H}

$$\hat{H} \mathbf{x}_\gamma = \epsilon_\gamma \mathbf{x}_\gamma, \quad (\gamma = 1, 2, \dots, 2N), \quad (2)$$

with $\mathbf{x}_\gamma = (\mathbf{u}_\gamma, \mathbf{v}_\gamma)^T$. The column vectors \mathbf{u}_γ and \mathbf{v}_γ are N -component complex vectors. To solve the BdG equations is equivalent to the diagonalization of \hat{H} with a unitary matrix \hat{U} . The matrix elements of \hat{U} are

$$U_{i,\gamma} = u_{\gamma,i}, \quad U_{i+N,\gamma} = v_{\gamma,i}. \quad (3)$$

The eigenvalues ϵ_γ are not independent of each other. In fact, using the *particle-hole* transformation¹⁷ such that $\hat{J} \mathbf{x}_\gamma = (\mathbf{v}_\gamma^*, \mathbf{u}_\gamma^*)^T$, one can show that $\hat{H}(\hat{J} \mathbf{x}_\gamma) = -\epsilon_\gamma(\hat{J} \mathbf{x}_\gamma)$.

2.3 Two-particle Green's functions

Two-particle Green's functions are related to different physical quantities in condensed matter physics. Here, they are written in terms of the solutions of the BdG equations. Let us consider a two-particle Green's function in the imaginary time τ ,

$$Q_{1234}(\tau) = \langle T_\tau [c_{i_1}^\dagger(\tau) c_{i_2}(\tau) c_{i_3}^\dagger(0) c_{i_4}(0)] \rangle, \quad (4a)$$

$$= G_{i_2 i_3}(\tau) \bar{G}_{i_1 i_4}(\tau) - F_{i_2 i_4}(\tau) \bar{F}_{i_1 i_3}(\tau), \quad (4b)$$

with the one-particle Green's functions

$$G_{ij}(\tau) = -\langle T_\tau [c_i(\tau) c_j^\dagger(0)] \rangle, \quad (5a)$$

$$F_{ij}(\tau) = -\langle T_\tau [c_i(\tau) c_j(0)] \rangle, \quad (5b)$$

$$\bar{F}_{ij}(\tau) = -\langle T_\tau [c_i^\dagger(\tau) c_j^\dagger(0)] \rangle, \quad (5c)$$

$$\bar{G}_{ij}(\tau) = -\langle T_\tau [c_i^\dagger(\tau) c_j(0)] \rangle. \quad (5d)$$

With the use of the relation

$$\int_0^\beta d\tau e^{i\Omega_m \tau} A(\tau) B(\tau) = \frac{1}{\beta} \sum_{\omega_n} A(i\omega_n) B(i\Omega_m - i\omega_n), \quad (6)$$

the Fourier transformed function $Q(i\Omega_m)$ is

$$Q_{1234}(i\Omega_m) = \frac{1}{\beta} \sum_{\omega_n} [G_{i_2 i_3}(i\omega_n) \bar{G}_{i_1 i_4}(i\Omega_m - i\omega_n) - F_{i_2 i_4}(i\omega_n) \bar{F}_{i_1 i_3}(i\Omega_m - i\omega_n)]. \quad (7)$$

Here, β is the inverse temperature and $\omega_n = \pi(2n+1)/\beta$ and $\Omega_m = \pi(2m)/\beta$ are the fermionic and bosonic Matsubara frequencies, respectively. The one-particle Green's functions are written as a $2N \times 2N$ matrix,

$$\hat{G}(z) = \int_{-\infty}^{\infty} \frac{d\omega}{2\pi} \frac{\hat{A}(z)}{z - \omega}, \quad \hat{A}_{\alpha\beta}(\omega) = \sum_{\gamma=1}^{2N} U_{\alpha,\gamma} U_{\beta,\gamma}^* \delta(\omega - \epsilon_\gamma). \quad (8)$$

We find that $G_{ij} = \hat{G}_{ij}$, $F_{ij} = \hat{G}_{i,j+N}$, $\bar{F}_{ij} = \hat{G}_{i+N,j}$, and $\bar{G}_{ij} = \hat{G}_{i+N,j+N}$. We can phenomenologically describe a dissipation effect, replacing the delta function in \hat{A} with an approximate δ -function. The dynamical correlation function with the real energy Ω is

$$Q_{1234}(\Omega) = \sum_{\gamma,\gamma'}^{2N} U_{i_2,\gamma} U_{i_1+N,\gamma'} [U_{i_3,\gamma}^* U_{i_4+N,\gamma'}^* - U_{i_4+N,\gamma}^* U_{i_3,\gamma'}^*] \frac{f(\epsilon_\gamma) - f(-\epsilon_{\gamma'})}{\Omega + i\eta - (\epsilon_\gamma + \epsilon_{\gamma'})}, \quad (9)$$

with setting $i\Omega_m \rightarrow \Omega + i\eta$ ($\eta \rightarrow 0^+$) in Eq. (7). Here, $f(x) = 1/(e^{\beta x} + 1)$ denotes the fermion distribution function.

3. Polynomial expansion method

We briefly summarize the polynomial expansion method for a self-consistent calculation of the BdG equations, according to our previous paper.¹¹ The essence is the expansion of the spectral density of the Green's functions, with orthonormal polynomials in $[-1, 1]$ satisfying

$$\delta(x - x') = \sum_{n=0}^{\infty} \frac{W(x)}{w_n} \phi_n(x) \phi_n(x'), \quad (10a)$$

$$w_n \delta_{n,m} = \int_{-1}^1 \phi_n(x) \phi_m(x) W(x) dx, \quad (10b)$$

$$\phi_{n+1}(x) = (a_n + b_n x) \phi_n(x) - c_n \phi_{n-1}(x). \quad (10c)$$

The Chebyshev polynomial is often used, because the resultant formulae become the simplest forms. The application of the other polynomials is discussed in, e.g., our previous paper.¹⁸

The spectral density (matrix) is given as a difference between the retarded and the advanced Green's functions, $\hat{d}(\omega) = \hat{G}(\omega + i0) - \hat{G}(\omega - i0)$. Let us expand $\hat{d}(\omega)$ by $\phi_n(x)$, rescaling \hat{H} and ω so that $\hat{K} = (\hat{H} - b)/a$ and $x = (\omega - b)/a$, with $a = (E_{\max} - E_{\min})/2$ and $b = (E_{\max} + E_{\min})/2$. Here, E_{\max} and E_{\min} are energy scales satisfying $E_{\min} \leq \epsilon_\gamma \leq E_{\max}$. The elements of

$\hat{d}(\omega)$ are related to various correlation functions. Using the constant vectors $\mathbf{e}(i)$ and $\mathbf{h}(i)$ such that $[\mathbf{e}(i)]_\gamma = \delta_{i,\gamma}$ and $[\mathbf{h}(i)]_\gamma = \delta_{i+N,\gamma}$, we obtain

$$\langle c_i^\dagger c_j \rangle = \sum_{n=0}^{\infty} \mathbf{e}(j)^T \mathbf{e}_n(i) \frac{\mathcal{T}_n}{w_n}, \quad (11a)$$

$$\langle c_i c_j \rangle = \sum_{n=0}^{\infty} \mathbf{e}(j)^T \mathbf{h}_n(i) \frac{\mathcal{T}_n}{w_n}, \quad (11b)$$

where

$$\mathcal{T}_n = \int_{-1}^1 dx f(ax + b) W(x) \phi_n(x). \quad (12)$$

A sequence of a vector $\mathbf{q}_n = \phi_n(\mathcal{K}) \mathbf{q}$ [$\mathbf{q} = \mathbf{e}(i)$, $\mathbf{h}(i)$] is recursively obtained by

$$\mathbf{q}_{n+1} = (a_n + b_n \hat{K}) \mathbf{q}_n - c_n \mathbf{q}_{n-1} \quad (n \geq 2), \quad (13a)$$

$$\mathbf{q}_1 = \phi_1(\hat{K}) \mathbf{q}, \quad \mathbf{q}_0 = \phi_0(\hat{K}) \mathbf{q}. \quad (13b)$$

The use of the recurrence formula leads to a self-consistent calculation of the BdG equations, without any diagonalization of \hat{H} .

4. Contour-integral-based method (Sakurai-Sugiura method)

In this paper, we use the SS method for finding eigenvalues in a given energy domain and their associated eigenvectors. This approach is a numerical solver for a generalized eigenvalue problem so that $A\mathbf{x} = \epsilon B\mathbf{x}$, with $A, B \in \mathbb{C}^{n_s \times n_s}$, and has been applied to various physical issues such as the real-space density functional theory¹⁹ and the lattice quantum chromodynamics.²⁰ In this paper, B is the identity matrix, and A is an Hermite matrix.

Our aim is to reduce the size of A , keeping as much information of the eigenvalues and the eigenvectors as possible. Let us consider the use of an $n_s \times m_s$ ($n_s \geq m_s$) matrix Q , whose i th column is $\mathbf{q}_i \in \mathbb{C}^{n_s}$ (i.e., $Q = \{\mathbf{q}_1, \dots, \mathbf{q}_{m_s}\}$). Here $\{\mathbf{q}_i\}_{i=1}^{m_s}$ is a set of linearly independent vectors in \mathbb{C}^{n_s} . We obtain an $m_s \times m_s$ matrix

$$\tilde{A} = Q^\dagger A Q. \quad (14)$$

We denote a given energy domain of A as $\mathcal{E}(\subset \mathbb{R})$. Let us suppose that \mathbf{q}_i is represented by a linear combination of $\{\mathbf{x}_j\}_{j=1}^{m_s}$, where $A\mathbf{x}_j = \epsilon_j \mathbf{x}_j$ ($\epsilon_j \in \mathcal{E}$). Thus, \tilde{A} contains m_s eigenvalues of A ($\{\epsilon_j\}_{j=1}^{m_s}$). It is necessary for implementing this procedure to know parts of the eigenvectors of A . Furthermore, one has to carefully choose m_s to avoid losing the relevant information of A . Remarkably, this issue will be solved by an approximate evaluation of contour integrals associated with a projection operator onto eigenspaces of A . All the steps of the algorithm is summarized in Sec. 4.4.

4.1 Projection and moment vectors

We start with a way to make a projection onto a target subspace spanned by $\{\mathbf{x}_j\}_{j=1}^{m_s}$ ($\|\mathbf{x}_j\| = 1$). An arbitrary n_s -dimensional vector \mathbf{v} is expanded by $\{\mathbf{x}_i\}$, with n_s complex coefficients, $\mathbf{v} = \sum \alpha_i \mathbf{x}_i$. We define the projection $P_\Gamma(A)$ as

$$P_\Gamma(A)\mathbf{v} = \sum_{j=1}^{m_s} \alpha_j \mathbf{x}_j. \quad (15)$$

Using $P_i = \mathbf{x}_i \mathbf{x}_i^\dagger$, we find that the resolvent²¹ of A is

$$\frac{1}{zI - A} = \sum_{i=1}^{n_s} \frac{P_i}{z - \epsilon_i} \quad (z \in \mathbb{C} \setminus \sigma(A)), \quad (16)$$

with the $n_s \times n_s$ identity matrix, I and a set of all the eigenvalues of A , $\sigma(A)$, since $A = \sum \epsilon_i P_i$. Let us suppose that the m_s distinct eigenvalues (i.e., simple poles on \mathbb{C}) are located inside a closed loop Γ on \mathbb{C} , and the others are outside Γ , as shown in Fig. 1. Thus, we obtain a contour-integral representation of $P_\Gamma(A)$

$$P_\Gamma(A) = \oint_\Gamma \frac{dz}{2\pi i} \frac{1}{zI - A}. \quad (17)$$

Now, let us write essential quantities for determining the reduction matrix Q . The *moment* vector \mathbf{s}_k ($k = 0, 1, \dots, M-1$) is defined as $\mathbf{s}_k = A^k P_\Gamma(A)\mathbf{v}$, with a vector $\mathbf{v} \in \mathbb{C}^{n_s}$. From its contour-integral representation, we find that \mathbf{s}_k is related to the k th moment,

$$\mathbf{s}_k = \oint_\Gamma \frac{dz}{2\pi i} \frac{z^k}{zI - A} \mathbf{v}. \quad (18)$$

An important property of \mathbf{s}_k is that this is a vector in a vector space associated with $P_\Gamma(A)$. This fact is checked by applying A^k to Eq. (15). We remark that all the moment vectors are linearly independent of each other for an arbitrary \mathbf{v} , since the subspace spanned by $\{\mathbf{s}_k\}_{k=0}^{M-1}$ is the order- M Krylov subspace²² generated by A , $\mathcal{K}_M(A, P_\Gamma(A)\mathbf{v}) = \text{span}\{P_\Gamma(A)\mathbf{v}, AP_\Gamma(A)\mathbf{v}, A^2P_\Gamma(A)\mathbf{v}, \dots, A^{M-1}P_\Gamma(A)\mathbf{v}\}$. In our algorithm to determine Q , M is an input parameter. Then, one has to construct linearly independent vectors from $\{\mathbf{s}_k\}_{k=0}^{M-1}$, varying \mathbf{v} , and evaluate m_s with a proper manner. Another important issue is to numerically calculate the contour integrals. These points will be explained in the following.

4.2 Approximation of contour integrals with numerical quadrature

We show a method to approximate a contour integral with numerical quadrature. Let us suppose that a Jordan curve Γ on \mathbb{C} is represented by scaling and shifting another Jordan curve Γ_0 , with a scaling factor ρ and a shift γ . Without loss of generality, we assume that Γ_0 encloses the origin on \mathbb{C} . Let $\zeta(\theta)$ be a point on Γ_0 , with a parameter θ ($0 \leq \theta \leq 2\pi$), and let z on Γ be given by

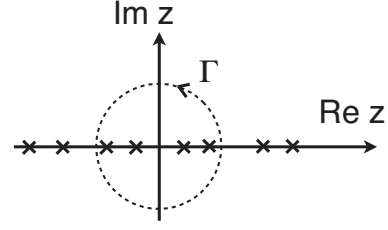


Fig. 1. Schematic diagram of a contour on \mathbb{C} .

$z(\theta) = \gamma + \rho\zeta(\theta)$. Then, using N_q -point quadrature rule, the moment vector is approximately written by

$$\mathbf{s}_k \sim \frac{1}{N_q} \sum_{j=1}^{N_q} \rho w_j z_j^k \mathbf{y}_j, \quad (19)$$

with $w_j = w(\theta_j)$, $w(\theta) = -i\zeta'(\theta)$, $z_j = \gamma + \rho\zeta_j$, and $\zeta_j = \zeta(\theta_j)$. The vector \mathbf{y}_j is the solution of the linear equation $(z_j I - A)\mathbf{y}_j = \mathbf{v}$. When all the eigenvalues are located on the real axis, it might be better to put the quadrature points closer to the real axis,

$$z_j = \gamma + \rho(\cos \theta_j + i\alpha \sin \theta_j), \quad \theta_j = \frac{2\pi}{N_q} \left(j - \frac{1}{2} \right), \quad (20)$$

with vertical scaling factor α ($0 < \alpha \leq 1$). The quadrature weight is

$$w_j = \alpha \cos \theta_j + i \sin \theta_j. \quad (21)$$

When $\alpha = 1$, Γ_0 is a unit circle. Other formulae including contour integrals are also calculated by this N_q -point numerical quadrature.

4.3 Construction of subspace

Now, we show a way to determine the subspace size and the corresponding reduction matrix. First, we make a sequence of the moment vectors, varying \mathbf{v} . The use of this sequence is essential for constructing the linearly independent vectors and the subspace. We set L complex vectors, $\mathbf{v}^i (\in \mathbb{C}^{n_s})$ ($i = 1, 2, \dots, L$), and make an $n_s \times L$ real matrix $\hat{V} = \{\mathbf{v}^1, \mathbf{v}^2, \dots, \mathbf{v}^L\}$. We call \hat{V} a source matrix. Then, we obtain an $n_s \times L$ matrix \hat{S}_k ,

$$\hat{S}_k = \frac{1}{N_q} \sum_{j=1}^{N_q} \rho w_j z_j^k \hat{Y}_j, \quad (22)$$

with

$$(z_j I - A)\hat{Y}_j = \hat{V}. \quad (23)$$

The i th column of \hat{S}_k is related to \mathbf{v}^i , $\mathbf{s}_k^i = (1/N_q) \sum_j \rho w_j z_j^k \mathbf{y}_j^i$, with $(z_j I - A)\mathbf{y}_j^i = \mathbf{v}^i$. Each element of \mathbf{v}^i is a uniform random variable in $(-1, 1)$. It means that we make $A^k P_\Gamma(A)$ via random sampling, with the source size L . The integer parameter L is determined by

the calculation of $\text{Tr } P_\Gamma(A)$, as seen below.

Next, we determine the subspace size. A bundle of \hat{S}_k leads to an $n_s \times LM$ matrix $\hat{S} = \{\hat{S}_0, \hat{S}_1, \dots, \hat{S}_{M-1}\}$. Now, we perform the singular-value decomposition of \hat{S} , and obtain the singular values $\{\sigma_i\}$, with $\sigma_1 \geq \sigma_2 \geq \dots \geq 0$. Then, we find the number of the singular values satisfying $\sigma_i/\sigma_1 > \delta$, with a small positive constant $\delta (\sim 10^{-14})$. Thus, we have an effective rank (i.e., the number of the predominant linearly independent vectors) of \hat{S} . We stress that this rank should be greater than or equal to a prior value \tilde{m}_s , which is determined by calculating the trace of the resolvent matrix (see below). We use the resultant effective rank as the dimension of the subspace. We remark a large source size leads to a highly accurate calculation, but causes an extreme increase in the subspace size. To avoid this increase for the high accuracy, one can use an iterative refinement¹⁴ of a subspace, as seen in Appendix A.

Now, the construction of the reduction matrix to the subspace is straightforward. Using a submatrix composed of the first m_s columns of \hat{S}_k (e.g., $\hat{S}_k(:, 1:m_s)$ in terms of Fortran 90) and the Gram-Schmidt orthonormalization, we obtain an $n_s \times m_s$ matrix \tilde{Q} whose m_s column vectors are orthonormal to each other. This is our reduction matrix. From the construction manner, one finds that \tilde{Q} contains predominant m_s eigenvectors of A . Alternatively, one may use a matrix \hat{U} such that $\hat{S} = \hat{U}\hat{\Sigma}\hat{W}^\dagger$ and $\hat{\Sigma} = \text{diag}(\sigma_1, \sigma_2, \dots)$. This matrix is automatically obtained when performing the singular-value decomposition of \hat{S} by using the ZGESVD routine of LAPACK, and the m_s column-vectors are orthogonal to each other.

The source size L and the moment size M have to be carefully chosen. In particular, the integer LM , which is the total number of the moment vectors to take in a simulation, should be as small as possible for a few computational costs. First, we predict the prior rank \tilde{m}_s , with the stochastic estimation method.^{15,16} We prepare an $n_s \times L_0$ real matrix \hat{V} whose elements are either -1 or 1 with equal probability. Here, L_0 is an input parameter. The number of the eigenvalues inside Γ is $\text{Tr } P_\Gamma(A)$, since

$$\text{Tr } P_\Gamma(A) = \sum_i \oint_\Gamma \frac{dz}{2\pi i} \mathbf{x}_i^\dagger \frac{1}{zI - A} \mathbf{x}_i, \quad (24)$$

$$= \sum_i \text{Res} \frac{1}{z - \epsilon_i}. \quad (25)$$

The stochastic estimation of $\text{Tr } M$ for an $n_s \times n_s$ matrix is $\text{Tr } M \sim (1/L_0) \sum_{i=1}^{L_0} (\mathbf{v}^i)^\text{T} M \mathbf{v}^i$ (See, Appendix B). Thus, using the N_q -point numerical quadrature, \tilde{m}_s is estimated by

$$\tilde{m}_s = \frac{1}{L_0} \sum_{i=1}^{L_0} (\mathbf{v}^i)^\text{T} \mathbf{s}_0^i. \quad (26)$$

Then, the source size L is

$$L = \left\lceil \frac{\kappa \tilde{m}_s}{M} \right\rceil, \quad (27)$$

with $\kappa \geq 1$. The symbol $[x]$ means the smallest integer greater than x . The value of LM is larger than \tilde{m}_s . Thus, the requirement that the rank of \hat{S} is greater than and equal to \tilde{m}_s is automatically satisfied.

4.4 Algorithm of the SS method

Now, we show all the steps of the SS method for calculating the eigenvalues and the eigenvectors of the BdG Hamiltonian \hat{H} .

(i) Set $\hat{H} \in \mathbb{C}^{N \times N}$ ($n_s = N$), L_0 , M , N_q and $\hat{V} = \{\mathbf{v}^1, \dots, \mathbf{v}^{L_0}\}$. The elements of the sampling vector \mathbf{v}_i take either -1 or 1 , with equal probability.

(ii) Solve Eq. (23) for Y_j , $j = 1, \dots, N_q$. One can solve these equations separately so that parallel computations can be easily implemented.

(iii) Compute Eq. (22).

(iv) Compute Eq. (26), and estimate L via Eq. (27).

(v) Give the elements of $\hat{V} = \{\mathbf{v}^1, \dots, \mathbf{v}^L\}$ by random numbers and solve Eq. (23).

(vi) Compute Eq. (22) using the results in (v).

(vii) Perform the singular-value decomposition $\hat{U}\hat{\Sigma}\hat{W}^\dagger = \{\hat{S}_0, \dots, \hat{S}_{M-1}\}$ and find m_s such that $|\sigma_j|/|\sigma_1| \leq \delta$ for $1 \leq j \leq m_s$.

(viii) Obtain a matrix \tilde{Q} from $\tilde{Q} = \hat{U}(:, 1:m_s)$.

(ix) Form $\tilde{H} = \tilde{Q}^\dagger H \tilde{Q}$.

(x) Compute the eigenvalues ϵ_i and eigenvectors \mathbf{w}_i of the matrix \tilde{H} .

(xi) Set $\mathbf{x}_i = \tilde{Q} \mathbf{w}_i$.

If one uses the iterative refinement of a subspace, one adopts either Eqs. (A.1) or (A.3), and goes to (vi). The one- or two- particle Green's function are calculated by the eigen-pair $(\epsilon_i, \mathbf{x}_i)$.

5. Numerical demonstrations

We show the effectiveness and the validity of the present approach, focusing on a single-band superconductor. Hereafter, the index i in Sec. 2.1 indicates a spatial site on a two-dimensional square lattice. The spin indices (\uparrow and \downarrow) are explicitly written in the creation and annihilation operators. We consider a two-dimensional $L_x \times L_y$ lattice system, with the nearest-neighbor hopping t . The spatial site index runs from 1 to $L_x \times L_y$. We impose the periodic boundary condition. The superconducting gap equations is given as $\Delta_{ij} = V_{ij} \langle c_{i,\downarrow} c_{j,\uparrow} \rangle$, with pairing interaction V_{ij} . This equation is self-consistently solved by the polynomial expansion method, as shown in Sec. 3. The parameters in the SS method are set as $L_0 = 10$, $M = 16$ and $\kappa = 1.5$. We remove the eigen-pair $(\epsilon_i, \mathbf{x}_i)$ whose relative residual is greater than 10^{-1} , as spurious eigenpairs. See Eq. (28). We do not use the iterative refinement of a subspace in the following examples.

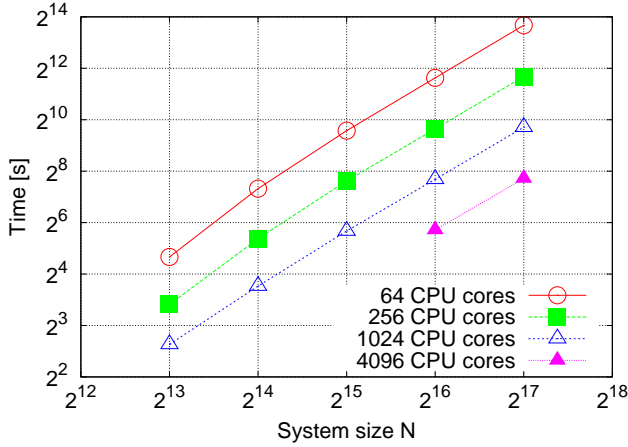


Fig. 2. (Color online) System-size dependence of elapsed time for calculating and updating order-parameters at one iteration with the polynomial expansion scheme for a d -wave superconductor at zero temperature, on a $L_x \times L_y$ square lattice ($L_x = L_y$). The system size is $N = L_x \times L_y$.

5.1 Computational costs in self-consistent calculations

We use the polynomial expansion scheme to obtain self-consistent superconducting gaps. Let us evaluate computational costs for a d -wave superconductor at zero temperature, on a square lattice ($L_x = L_y$). An evaluation for an s -wave superconductor was shown in our previous contribution.¹¹ We measure the elapsed time for calculating and updating the order parameters at one iteration.

We used a supercomputing system PRIMERGY BX900 in Japan Atomic Energy Agency. As shown in Fig. 2, the elapsed time for one iteration is subjected to an $O(N^2)$ rule, with increasing the system size $N = 2(L_x \times L_y)$. This tendency is kept from 32 to 4096 CPU cores. In contrast, the full diagonalization scheme inevitably demands $O(N^3)$ costs in the core part of a calculation. This is a big advantage of the polynomial expansion scheme. Furthermore, we focus on the strong scaling, as shown in Fig. 3. One can see an excellent strong scaling up to 4096 CPU cores.

5.2 Eigenvalues in a vortex lattice system in an s -wave superconductor

We show the eigenvalues obtained by the SS method. The system in this section has a vortex square lattice in an s -wave superconductor. The parameters are set as follows: on-site interaction $V_{ii} = -1.5t$, chemical potential $\mu = 0$, and spatial size $L_x \times L_y = 64 \times 64$. The matrix dimension is $N = 8192$ with 49152 nonzero entries. The rescaling parameters in the polynomial expansion method are $a = 8t$ and $b = 0$. Also, a cut-off parameter in the polynomial expansion scheme¹¹ is 2000. The resultant order parameter is shown in Fig. 4.

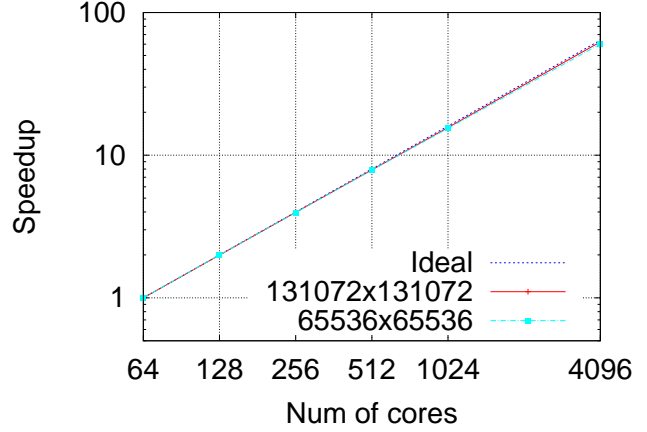


Fig. 3. (Color online) Strong-scaling plot in self-consistent calculations with the polynomial expansion scheme.

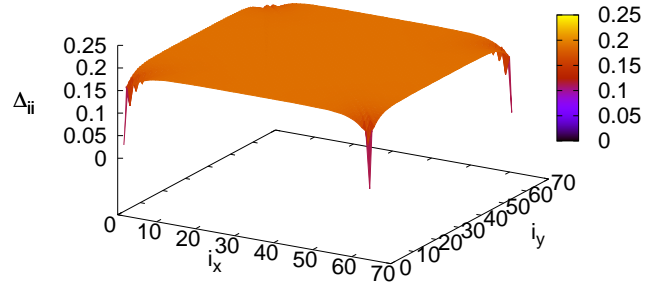


Fig. 4. (Color online) Order-parameter distribution obtained by a self-consistent calculation with the polynomial expansion scheme for a vortex lattice in an s -wave superconductor, with on-site hopping $V_{ii} = -1.5t$ and chemical potential $\mu = 0$.

The relative residual for the eigen-pair $(\epsilon_i, \mathbf{x}_i)$ is calculated by

$$\text{res}_i = \frac{\|H\mathbf{x}_i - \epsilon_i\mathbf{x}_i\|}{\|H\mathbf{x}_i\| + |\epsilon_i|\|\mathbf{x}_i\|}. \quad (28)$$

After the self-consistent calculations with 100 iterations, we obtain the eigen-pairs with the use of the SS method.

The quadrature points are set by Eq. (20) and the corresponding weights are set by Eq. (21), with $\alpha = 0.5$. The contour Γ is set as $\gamma = 0$ and $\rho = 0.15t$. We adopt a sparse solver PARDISO²³ to compute Eq. (23). This solver uses the nested dissection algorithm from the METIS package.²⁴ We also confirm that the calculations with the shifted BiCG method, which is suitable for large sparse matrices, have a similar result.

Let us investigate N_q -dependence of the eigenvalues and the relative residual. Figure 5 shows that a calculation with $N_q = 64$ has good precision about the eigenvalues inside Γ ($-0.15 < \epsilon_i < 0.15$). We note that the calculation with $N_q = 64$ takes about 30 seconds with only one CPU core (Intel Xeon X5550 2.66GHz) by a desktop computer. The conventional full diagonalization takes about 40 minutes with the same machine. When the system size becomes quadruple ($L_x \times L_y = 128 \times 128$), it takes about 5 minutes to obtain the same eigenvalue distribution, with the same one CPU core.

We discuss the accuracy of an eigenvalue calculation in the SS method. This issue depends on the parameters related to the contour integral representation, as well as the source size L . The simplest improvement can be achieved by increasing the total number of the quadrature points, N_q . Alternatively, we obtain better accuracy with smaller N_q , continuously deforming the contour Γ . Figure 6 shows the relative residual, varying N_q and the vertical scaling factor α . We find that the accuracy becomes higher than Fig. 5(b), even though N_q is small. Here, we take a relatively larger source size ($\kappa = 2$ and $M = 10$ in Eq. (27)), compared with the previous calculations.

5.3 Magnetic-field dependence of the eigenvalue in long-coherence-length superconductors

We show the magnetic-field dependence of the eigenvalues in a long-coherence-length superconductor. A coherence length of a superconductor ξ is roughly estimated by the ratio of the Fermi velocity to the amplitude of the order-parameter ($\xi \sim v_F/\Delta$). In many materials expect for high- T_c cuprates, the coherence length is much larger than an atomic length. Typically, the electric states in such superconducting systems are described by the quasiclassical Eilenberger theory,²⁵ with neglecting atomic-scale physics. However, interesting microscopic phenomena such as an interference effect and discretized quantum bound states in a vortex core are never treated in this approach. The mean-field BdG approach can treat these atomic-scale phenomena, but requires extremely large computational costs when the coherence length is much larger than an atomic length. Thus, to solve the BdG equations in a long-coherence-length superconductor is a challenging issue.

We consider a vortex lattice in an s -wave superconductor, with on-site interaction $V_{ii} = -2t$ and chemical potential $\mu = -t$. These parameters correspond to a model with a relatively smaller Fermi surface, compared with Sec. 5.2. The temperature is set as $T = 0.04t$. We use the domain Γ with $\gamma = 0$ and $\rho = 0.1t$ ($-0.1t < \epsilon_i < 0.1t$), and $N_q = 64$. The magnetic field becomes small with decreasing the system size, since the total magnetic flux is fixed. As shown in Fig. 7, the amplitude of the order-parameter is similar to that in the previous section. Com-

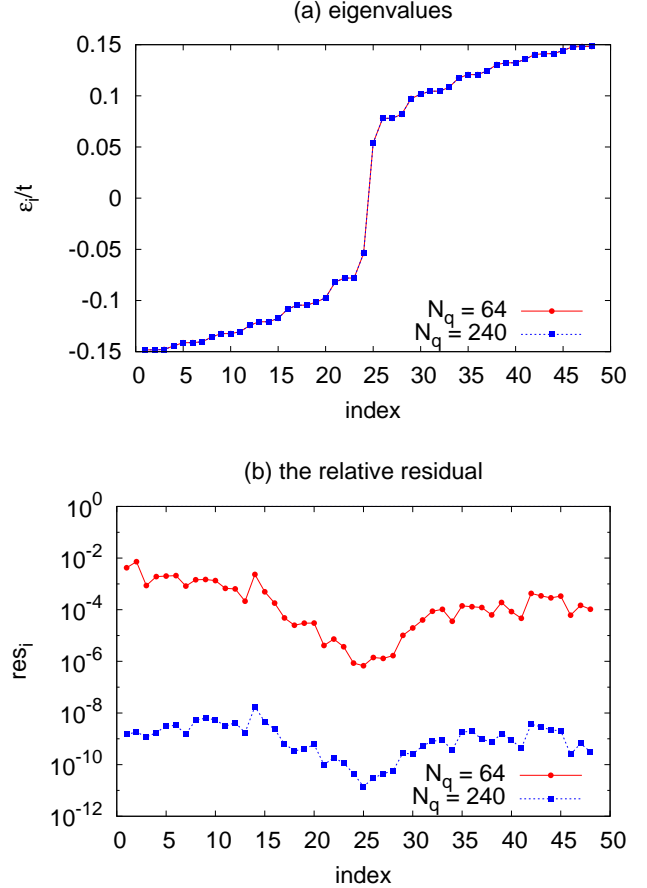


Fig. 5. (Color online) (a) Eigenvalues of the Bogoliubov-de Gennes Hamiltonian for the order parameter shown in Fig. 4, changing the total number of the quadrature points N_q . The horizontal axis represents the index of the eigenvalue, in ascending order. (b) Relative residual for each eigen-pair (ϵ_i, x_i), varying N_q . The index i in the horizontal axis is the same as in (a).

pared with the small Fermi surface, the coherence length is longer than in Sec. VB. Under the periodic boundary condition, two bound states appear at each vortex core. Their energy eigenvalues are degenerate when the system size is large (low magnetic field). With increasing the magnetic field, a splitting in the degenerate eigenvalues occurs, as shown in Fig. 8(a). The splitting comes from the occurrence of an overlap between the bound states in a vortex core. Figure 8(b) shows quantum oscillation as a function of the inter-vortex distance originating from an interference effect between two vortex bound states. We note that it is hard to discuss the degeneracy splitting with the only use of the polynomial expansion scheme, since the polynomial expansion calculates the local density of the states not the eigenvalues.

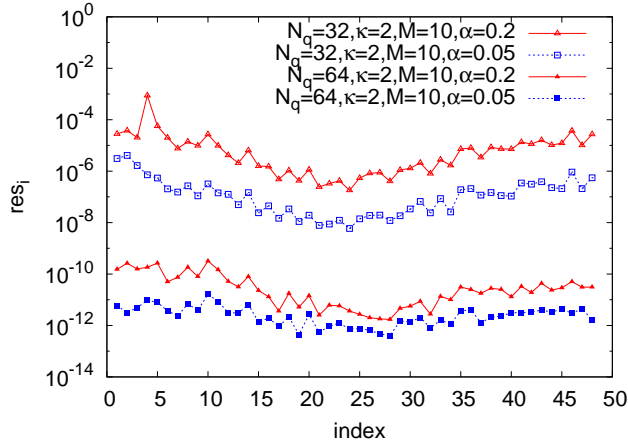


Fig. 6. (Color online) Accuracy of the Sakurai-Sugiura method in terms of relative residual (28). The horizontal axis corresponds to the index of the eigen-pair, as seen in Fig. 5. The physical parameters are the same as in Fig. 4, but the parameters related to the numerical calculations are changed. The total number of the quadrature points for contour integrals is set as either $N_q = 32$ or 64 . The source matrix size L in Eq. (27) is changed by varying a numeric constant κ and the moment size M . The contour in the contour integrals is continuously deformed by the vertical scaling factor α , as seen in Eq. (20).

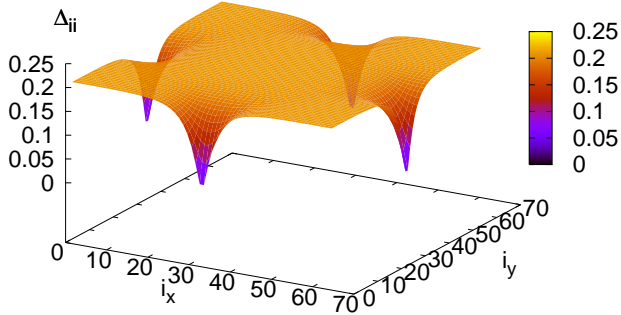


Fig. 7. (Color online) Order-parameter distribution obtained by a self-consistent calculation with the polynomial expansion scheme for a vortex lattice in an s -wave superconductor, with on-site hopping $V_{ii} = -2t$, chemical potential $\mu = -t$, temperature $T = 0.04t$. The spatial size is given by $L_x = L_y = 64$.

5.4 Magnetic field dependence of the thermal conductivity

We show the magnetic-field-dependence of the thermal conductivity in an s -wave superconductor, with a vortex lattice. All the physical parameters are the same as the ones in Sec. 5.3. We use the domain Γ with $\gamma = 0$ and $\rho = 0.45t$ ($-0.45t < \epsilon_\alpha < 0.45t$), and $N_q = 64$. It takes

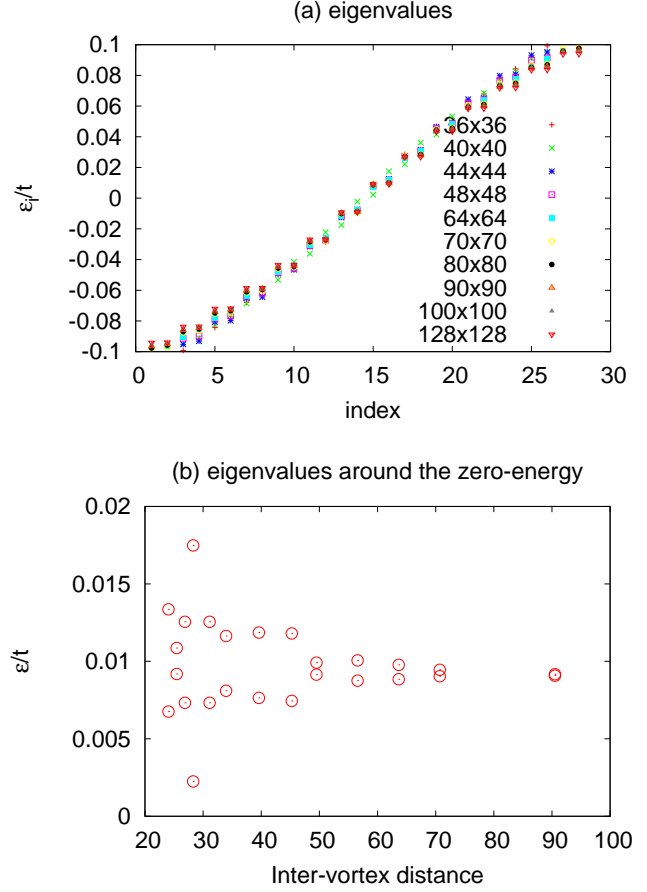


Fig. 8. (Color online) Magnetic-field dependence of the distribution of the eigenvalues as functions of (a) the eigenvalue index and (b) the inter-vortex distance.

about one hour to obtain 1857 eigenvalues located in the domain Γ with the same one CPU core when the system size is $L_x \times L_y = 90 \times 90$ as shown in Fig. 9. One can clearly find that the gap amplitude in the bulk states is $\Delta_0 \sim 0.2t$, which is consistent with the estimation with the use of Fig. 7.

Let us consider the case when a temperature gradient exists along x -axis. Using the linear response theory,²⁶ the electronic thermal conductivity per volume of a superconductor is

$$\kappa_{xx} = \frac{1}{T} \lim_{\Omega \rightarrow 0} \frac{1}{\Omega} \text{Im} [P_{xx}(i\Omega_m \rightarrow \Omega + i0)] \quad (29)$$

$$= \frac{1}{T} \sum_{\gamma, \gamma'} F_{\gamma\gamma'} |[\hat{U}^\dagger \hat{V}^{(x)} \hat{U}]_{\gamma'\gamma}|^2, \quad (30)$$

with

$$F_{\gamma\gamma'} = \int \frac{d\omega}{2\pi} \delta_\eta(\omega - \epsilon_\gamma) \int \frac{d\omega'}{2\pi} \delta_\eta(\omega' - \epsilon_{\gamma'}) \times \pi \delta(\omega - \omega') \omega^2 f'(\omega). \quad (31)$$

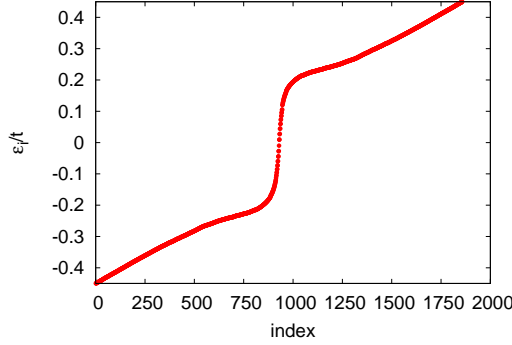


Fig. 9. (Color online) Eigenvalue distribution in an s -wave superconductor with a vortex lattice. The spatial size is given by $L_x = L_y = 90$.

Here, $P_{xx}(i\Omega_m)$ is the Fourier transformation of a current-current correlation function^{5,27,28} in the imaginary time, $P_{xx}(\tau, 0) = \langle T_\tau [J_{u,x}(\tau) J_{u,x}(0)] \rangle$, where $J_{u,x}$ is the Heisenberg operator of energy flux²⁷ along x -axis. The Lorentian kernel $\delta_\eta(\omega) = \eta/[\pi(\omega^2 + \eta^2)]$ in $F_{\gamma\gamma'}$ represents a dissipation effect.⁵ The matrix \hat{U} contains the eigenvectors of the BdG Hamiltonian, while the matrix $\hat{V}^{(x)}$ includes contributions from the energy flux. We show their explicit formulae in Appendix C.

We adopt the damping factor $\eta = 0.005t$. We assume that $\theta_{ij} = 0$ in Eq. (C-2) because the vector potential around a vortex is small. Figure 10 shows that κ_{xx} drastically increases when the inter-vortex distance is shorter than around 60 (i.e., a high magnetic-field domain). This behavior could be related to an interference effect between the two bound states in vortex cores in high magnetic field, as seen Fig. 7. A quantum oscillation in the eigenvalue distribution becomes remarkable in such a high magnetic-field domain.

5.5 Temperature dependence of nuclear magnetic relaxation rates

We show the temperature dependence of the nuclear magnetic relaxation rate in a uniform s -wave superconductor. It is well known that the nuclear magnetic relaxation rate $T_1(\mathbf{r}_i, T)$ is calculated by⁴

$$T_1(\mathbf{r}_i, T) = \frac{1}{R(\mathbf{r}_i, T)}, \quad (32)$$

$$R(\mathbf{r}_i, T) = \lim_{\Omega \rightarrow 0^+} \text{Im} \frac{\chi_{-+}(\mathbf{r}_i, \mathbf{r}_i; \Omega)}{\Omega/T}, \quad (33)$$

$$= - \sum_{\alpha\beta, \epsilon_\alpha > 0, \epsilon_\beta > 0} U_{i\alpha} U_{i\beta}^* [U_{i\alpha} U_{i\beta}^* + U_{i+N\alpha} U_{i+N\beta}^*] \times \pi T f'(\epsilon_\alpha) \delta(\epsilon_\alpha - \epsilon_\beta). \quad (34)$$

We use the eigenvalues in the domain with $\gamma = 0.25t$, $\rho = 0.25t$ ($0 < \epsilon_\alpha < 0.5t$). The parameters are set as follows:

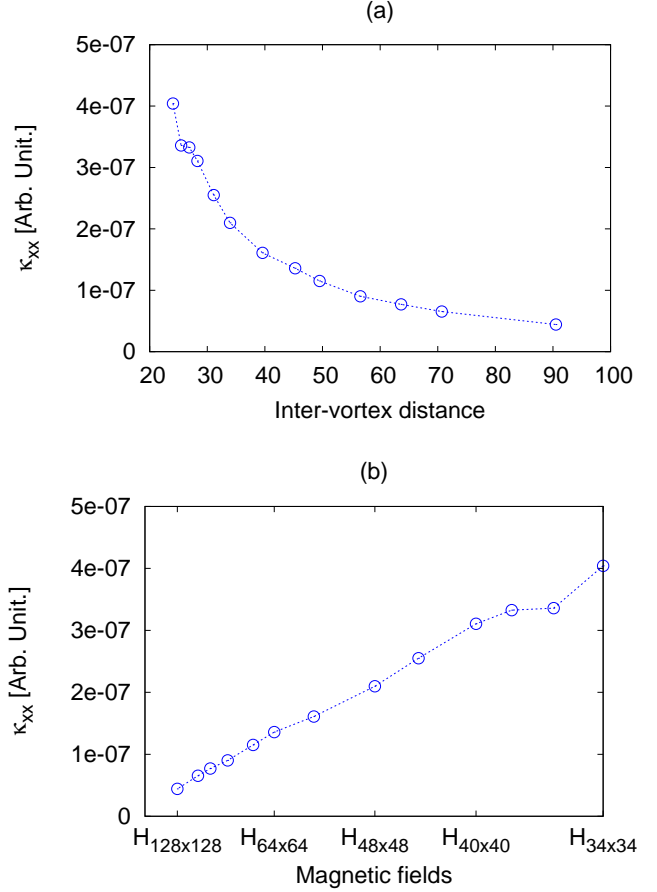


Fig. 10. (Color online) Magnetic-field dependence of the thermal conductivity as a function of (a) an inter-vortex distance and (b) magnetic fields. The inter-vortex distance become long, when decreasing magnetic field.

the onsite interaction $V_{ii} = -2t$, the chemical potential $\mu = -t$, and the system size $L_x \times L_y = 64 \times 64$. The delta function $\delta(x)$ is approximated by $\delta(x) = (1/\pi)\eta/(x^2 + \eta^2)$ with the smearing factor $\eta = 0.01t$. We adopt the shifted BiCG method as a iterative linear solver. As shown in Fig. 11, the nuclear magnetic relaxation rate can be successfully reproduced by the SS method. We note that the discrete energy levels due to the finite size system cause the relatively smaller Hebel-Slichter peak below T_c . We mention here that the accuracy of calculating physical quantities by the SS method depends on the size of an energy domain on the complex plain. A truncation error may occur in evaluating Eq. (9), if this size is not enough large. Figure 6 indicates the eigen-pairs inside Γ are evaluated with high accuracy. Therefore, the accuracy of evaluating the nuclear magnetic relaxation rate around T_c may increase, taking a relatively larger domain size.

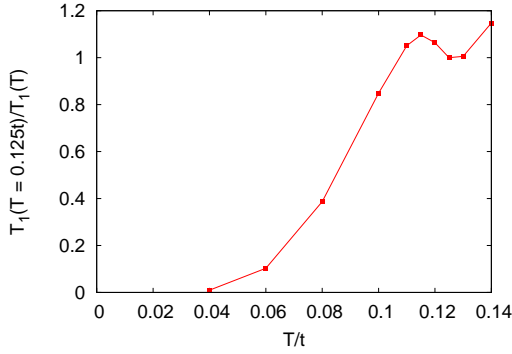


Fig. 11. (Color online) Temperature dependence of the nuclear magnetic relaxation rate in a uniform s -wave superconductor. $L_x = L_y = 64$.

5.6 Computational costs in the eigenvalue problem with the SS-method in a vortex lattice system

Now, let us evaluate the computational costs of the SS method. We measure the elapsed time from reading the Hamiltonian matrix constructed by the polynomial expansion scheme to finishing the SS-method in a $L_x \times L_y$ square lattice s -wave superconductor at $T = 0.04t$ ($L_x = L_y$). We use the contour Γ with $\gamma = 0$ and $\rho = 0.1t$, and the physical parameters are the same as in Fig. 8. For the measurement, we use a desktop computer with only one CPU core (Intel Xeon X5550 2.66GHz). As shown in Fig. 12, the elapsed time of the SS method grows in an $\mathcal{O}(N)$ manner with increasing the system size $N = 2(L_x \times L_y)$. The computational costs are roughly estimated by $\mathcal{O}(m_s N)$. In all the calculation of this subsection, the energy domain is restricted to $-0.1t < \epsilon_\alpha < 0.1t$. As a result, the number of the eigenvalues m_s is independent of the spatial size N . Indeed, we find that only the bound states in vortices are relevant to this narrow energy window. If an energy domain is wide (large ρ), m_s increases. In this case, the computational cost predominantly depends on the Gram-Schmidt orthonormalization procedure to construct \tilde{Q} . Then, we find that the cost is estimated by $\mathcal{O}(Nm_s^2)$. When one tries to obtain all the eigenvalues (i.e., $m_s = N$) with a wide energy domain, the cost of the SS method becomes $\mathcal{O}(N^3)$. This result is equivalent to the one in the full diagonalization method. However, the wide energy domain is easily divided into small energy domains. For example, with using N_s domains with N_s parallel computation with N_s CPU cores, the elapsed time reduces to $1/N_s$. This is a big advantage of the SS method.

6. Conclusion

We proposed the fast efficient method on the basis of the SS-method and the polynomial expansion scheme to calculate the eigen-pairs and the dynamical correlation

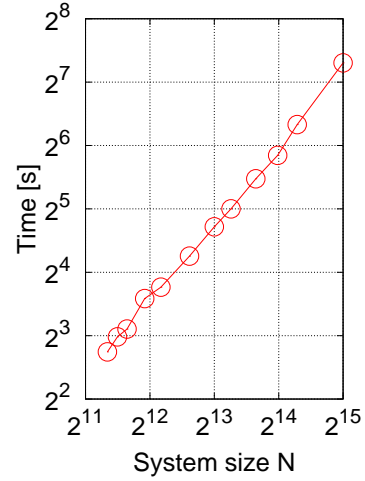


Fig. 12. (Color online) System-size dependence of the elapsed time with one CPU core for obtaining the eigenvalues ($-0.1t < \epsilon_i < 0.1t$) with the SS-method, for an s -wave superconductor at $T = 0.04t$, on a $L_x \times L_y$ square lattice ($L_x = L_y$). The system size is $N = 2L_x \times L_y$.

functions in the BdG scheme of superconductivity. The polynomial expansion scheme enables us to solve the gap-equations self consistently, with large scale parallel computations. With the use of the SS method, one can solve issues for finding eigenvalues in a given energy domain and their corresponding eigenvectors. The virtue of the SS method is to reduce systematically the size of a large Hamiltonian, keeping its predominant contributions in a low-energy scale. In other words, this proposal leads to a numerical construction of an effective low-energy Hamiltonian in the BdG approach of superconductivity. We applied the present approach to the calculations of various physical quantities including the eigenvalues distribution of the BdG Hamiltonian in a vortex lattice, magnetic-field-dependence of the thermal conductivity, and temperature-dependence of the nuclear magnetic relaxation rate. We stress that most of the calculations were performed, changing the system size. This is quite important for developing a theoretical tool to predict physical behaviors in nano-scale superconductors from a microscopic theory.

The authors would like to acknowledge Masahiko Machida and Susumu Yamada for helpful discussions and comments. The calculations have been performed using the supercomputing system PRIMERGY BX900 at the Japan Atomic Energy Agency. This study has been supported by Grants-in-Aid for Scientific Research from MEXT of Japan. Y.O. is supported in part by the Special Postdoctoral Researchers Program, RIKEN.

Appendix A: Iterative refinement

In Sec. 4.3, we remark that larger subspace makes more higher accuracy but needs more heavier computational costs. A problem may occur when we choose a small value of L to avoid the use of a large subspace. If some residuals of the obtained approximate eigenvalues and eigenvectors are not small enough for a given tolerance, we can brush up the resulting approximate eigenvalues and eigenvectors. We propose two ways to brush up the eigen pairs with the choice of the appropriate source matrix \hat{V} dominantly constructed by the information in a given domain Γ .

First, one can use the source matrix \hat{V} as

$$\hat{V} = \hat{S}_0, \quad (\text{A.1})$$

Then, we implement r iterations of $P_\Gamma(A)$ on \hat{V} ,

$$\hat{S}_0^{(r)} = P_\Gamma(A)\hat{S}_0^{(r-1)}, \quad \hat{S}_0^{(0)} = \hat{V}. \quad (\text{A.2})$$

Using $\hat{S}_0^{(r-1)}$, we construct a refined matrix including a higher moment vector, $\hat{S}_k^{(r)} = A^k P_\Gamma(A)\hat{S}_0^{(r-1)}$. In a simulation, numerical quadrature is used for calculating $P_\Gamma(A)$ and $A^k P_\Gamma(A)$, as seen in Sec. 4.2. Thus, performing the singular-value decomposition of $\hat{S}^{(r)} = \{\hat{S}_0^{(r)}, \dots, \hat{S}_{M-1}^{(r)}\}$, we evaluate a refined effective rank m_s .

Second, we can brush up the resulting approximate eigenvalues and eigenvectors by setting the source matrix as

$$\hat{V} = \{\mathbf{x}_1, \dots, \mathbf{x}_{m_s}\} \hat{C}, \quad (\text{A.3})$$

where $\hat{C} \in \mathbb{C}^{m_s \times L}$ whose elements are random numbers in $(-1, 1)$, and $\mathbf{x}_1, \dots, \mathbf{x}_{m_s}$ are the selected eigenvectors that are regarded as the approximate eigenvectors with respect to the eigenvalues inside Γ . Using this \hat{V} , we reevaluate \hat{S} and m_s in Sec. 4.2.

Appendix B: Estimation of the trace

We show that the trace of an $n \times n$ matrix A can be estimated by

$$\text{Tr } A \sim \frac{1}{s} \sum_{k=1}^s (\mathbf{v}^k)^T A \mathbf{v}^k, \quad (\text{B.1})$$

with random vectors \mathbf{v}^k with entries ± 1 . If the vectors \mathbf{v}_k have entries ± 1 , the right-hand side in the above equation is expressed as

$$\frac{1}{s} \sum_{k=1}^s (\mathbf{v}^k)^T A \mathbf{v}^k = \text{Tr } A + \frac{1}{s} \sum_{ij, i \neq j}^n A_{ij} \sum_{k=1}^s (\mathbf{v}^k)_i (\mathbf{v}^k)_j. \quad (\text{B.2})$$

On the average, the coefficient of A_{ij} in the above expansion will converge to zero provided that the components of the vectors \mathbf{v}^k have balanced \pm signs.

Appendix C: Thermal conductivity

We derive the expression of the thermal conductivity in terms of the solution of the BdG equation. Let us consider the case when a temperature gradient exists along x -axis on a two-dimensional $L_x \times L_y$ lattice with lattice constant a . The electronic thermal conductivity per volume of a superconductor associated with heat flux along x -axis is given in Eq. (29). The current-current correlation function with respect to the energy flux is

$$P_{xx}(\tau, 0) \equiv \langle T_\tau [J_{u,x}(\tau) J_{u,x}(0)] \rangle = \frac{1}{\beta} \sum_{i\Omega_m} e^{-i\Omega_m \tau} P_{xx}(i\Omega_m). \quad (\text{C.1})$$

The Heisenberg operator of energy flux²⁷ along x -axis is

$$J_{u,x} = \sum_{i,j} \frac{1}{i} \sum_{\sigma=\uparrow,\downarrow} \left(\frac{\partial c_{i,\sigma}^\dagger}{\partial \tau} D_{x,ij} c_{\sigma,j} - D_{x,ij}^* c_{j,\sigma}^\dagger \frac{\partial c_{i,\sigma}}{\partial \tau} \right), \quad (\text{C.2})$$

with $D_{x,ij} = \delta_{i+1_x,j}(-iat)e^{i\theta_{ij}}$ and $1_x = (1, 0) = \mathbf{a}/a$. The link variable $e^{i\theta_{ij}}$ represents the contribution of the magnetic field, $\theta_{ij} = (\pi/\phi_0) \mathbf{a} \cdot \mathbf{A}[(\mathbf{r}_i + \mathbf{r}_j)/2]$, with the flux quantum ϕ_0 and the vector potential \mathbf{A} . The matrix $D_x (= (D_{x,ij}))$ is related to the momentum operator on a square lattice.⁵

This current-current correlation function may be rewritten as the form of a two-particle Green's function,²⁸

$$P_{xx}(\tau_1, \tau_2) = \sum_{a,b,c,d} \hat{J}_{ab}^{(x)}(\partial_{\tau'_1}, \partial_{\tau_1}) \hat{J}_{cd}^{(x)}(\partial_{\tau'_2}, \partial_{\tau_2}) \times \langle T_\tau [\psi_a^\dagger(\tau'_1) \psi_b(\tau_1) \psi_c^\dagger(\tau'_2) \psi_d(\tau_2)] \rangle \quad (\text{C.3})$$

with $\tau'_1 \rightarrow \tau_1 + 0$ and $\tau'_2 \rightarrow \tau_2 + 0$. We neglected some terms associated with the action of the imaginary-time derivative on the time ordering operator, according to the discussion by Ambegaokar and Teword.²⁸ Here, ψ and ψ^\dagger are defined as, respectively, $\psi = (c_\uparrow, \bar{c}_\downarrow)^T$ and $\psi^\dagger = (\bar{c}_\uparrow^\dagger, c_\downarrow^\dagger)^T$, with $c_\sigma = (c_{1,\sigma}, \dots)^T$ and $\bar{c}_\sigma = (c_{1,\sigma}^\dagger, \dots)^T$. This convention corresponds to the Nambu representation. The indices a, b, c , and d run from 1 to $2L_x L_y$. The $2L_x L_y \times 2L_x L_y$ matrix $\hat{J}^{(x)}$ is defined as

$$\hat{J}^{(x)} = \begin{pmatrix} J^{(x)} & 0 \\ 0 & -J^{(x)*} \end{pmatrix}, \quad (\text{C.4})$$

with the $L_x L_y \times L_x L_y$ matrix $J^{(x)}(\partial_{\tau'}, \partial_\tau) = -i(\partial_{\tau'} D_x - \partial_\tau D_x^\dagger)$. The formulation in Sec. 2, which is developed in a more general representation for a fermion mean-field theory, is straightforwardly rewritten in terms of the Nambu representation.

Now, let us derive the expression of the thermal conductivity. First, we evaluate the imaginary part of $P_{xx}(i\Omega_m \rightarrow \Omega + i0)$. Next, we expand the resultant formula up to Ω , to take the limit $\Omega \rightarrow 0$. We note that $\text{Im}[P_{xx}(\Omega = 0)] = 0$. Then, we obtain Eq. (29). The

$2L_x L_y \times 2L_x L_y$ matrix $\hat{V}^{(x)}$ in Eq. (29) is defined as

$$\hat{V}^{(x)} = \begin{pmatrix} D_x + D_x^\dagger & 0 \\ 0 & (D_x + D_x^\dagger)^* \end{pmatrix}. \quad (\text{C.5})$$

-
- 1) E. Dagotto: Rev. Mod. Phys. **66** (1994) 763.
 - 2) P. G. de Gennes, *Superconductivity of Metals and Alloys* (Westview Press, Boulder, CO, 2008).
 - 3) J. C. Y. Teo and C. L. Kane: Phys. Rev. B **82** (2010) 115120.
 - 4) M. Takigawa, M. Ichioka and K. Machida: J. Phys. Soc. Jpn. **69** (2000) 3943.
 - 5) M. Takigawa, M. Ichioka, and K. Machida: Eur. Phys. J. B **27** (2002) 303.
 - 6) B. M. Andersen, P. J. Hirschfeld, A. P. Kampf, and M. Schmid: Phys. Rev. Lett. **99** (2007) 147002.
 - 7) B. M. Andersen and P. J. Hirschfeld: Phys. Rev. Lett. **100** (2008) 257003.
 - 8) L. Covaci, F. M. Peeters and M. Berciu: Phys. Rev. Lett. **105** (2010) 167006.
 - 9) G. Q. Zha, L. Covaci, S. P. Zhou, and F. M. Peeters: Phys. Rev. B **82** (2010) 140502(R).
 - 10) Q. Han, T. Li, and Z. D. Wang: Phys. Rev. B **82** (2010) 052503.
 - 11) Y. Nagai, Y. Ota, and M. Machida: J. Phys. Soc. Jpn. **81** (2012) 024710.
 - 12) Y. Nagai, N. Nakai, and M. Machida: Phys. Rev. B **85** (2012) 092505.
 - 13) T. Sakurai and H. Sugiura: J. Comput. Appl. Math. **159** (2002) 119.
 - 14) T. Sakurai, Y. Futamura, and H. Tadano: to be published in J. of Algo. & Comp. Tech.
 - 15) Y. Futamura, H. Tadano, and T. Sakurai: JSIAM Lett. **2** (2010) 127.
 - 16) Y. Maeda, Y. Futamura, T. Sakurai: JSIAM Lett. **3** (2011) 61.
 - 17) J. L. van Hemmen: Z. Phys. B **38** (1980) 271.
 - 18) Y. Nagai, Y. Ota, and M. Machida: Physics Procedia **27** (2012) 72.
 - 19) Y. Futamura, T. Sakurai, S. Furuya, and J.-I. Iwata: High Performance Computing for Computational Science –VECPAR 2012, Lecture Notes in Computer Science (accepted).
 - 20) H. Ohno, Y. Kuramashi, T. Sakurai, and H. Tadano: JSIAM Letters, **2** (2010) 115.
 - 21) A. Messiah, *Quantum Mechanics: Two Volumes Bound as One* (Dover, New York, 1999), pp.712-714.
 - 22) D. S. Watkins, *The Matrix Eigenvalue Problem: GR and Krylov Subspace Methods* (SIAM, Philadelphia, 2008), Chap.9.
 - 23) O. Schenk and K. Gartner: J. of Future Generation Computer Systems, **20** (2004) 475.
 - 24) G. Karypis and V. Kumar: SIAM Journal on Scientific Computing, **20** (1998) 359.
 - 25) G. Eilenberger: Z. Phys. **214** (1968) 195.
 - 26) R. Kubo, M. Yokota, and S. Nakajima: J. Phys. Soc. Jpn. **12** (1957) 1203.
 - 27) J. S. Langer: Phys. Rev. **128** (1962) 110.
 - 28) V. Ambegaokar and L. Teword: Phys. Rev. **134** (1964) A805.