

Minimal dilaton model

Tomohiro Abe^{1,a}, Ryuichiro Kitano^{2,b}, Yasufumi Konishi^{3,c}, Kin-ya Oda^{4,d}, Joe Sato^{3,e}, and Shohei Sugiyama^{5,f}

¹*Institute of Modern Physics and Center for High Energy Physics, Tsinghua University, Beijing 100084, China*

²*Department of Physics, Tohoku University, Sendai 980-8578, Japan*

³*Department of Physics, Saitama University, Saitama 355-8570, Japan*

⁴*Department of Physics, Kyoto University, Kyoto 606-8502, Japan*

⁵*Institute for Cosmic Ray Research (ICRR), University of Tokyo, Kashiwa, Chiba 277-8582, Japan*

Abstract. Both the ATLAS and CMS experiments at the LHC have reported the observation of the particle of mass around 125 GeV which is consistent to the Standard Model (SM) Higgs boson, but with an excess of events beyond the SM expectation in the diphoton decay channel at each of them. There still remains room for a logical possibility that we are not seeing the SM Higgs but something else. Here we introduce the minimal dilaton model in which the LHC signals are explained by an extra singlet scalar of the mass around 125 GeV that slightly mixes with the SM Higgs heavier than 600 GeV. When this scalar has a vacuum expectation value well beyond the electroweak scale, it can be identified as a linearly realized version of a dilaton field. Though the current experimental constraints from the Higgs search disfavors such a region, the singlet scalar model itself still provides a viable alternative to the SM Higgs in interpreting its search results.

1 Introduction

The ATLAS [1] and CMS [2] experiments have reported the observation of the particle of mass 125 GeV that is consistent with the Standard Model (SM) Higgs boson, but with an excess of events in the diphoton decay channel with the signal strength $1.80 \pm 0.30 \pm 0.7$ at ATLAS [3] and $1.6^{+0.7}_{-0.6}$ at CMS [4]. There still remain a logical possibility that the observed particle is not the SM Higgs but an extra boson beyond the SM.

Here we report the minimal dilaton model [5] in which the observed particle is identified as the SM singlet scalar field S of mass around 125 GeV that slightly mixes with the SM Higgs H heavier than 600 GeV. A vector-like top partner T is introduced so that S can couple to a pair of gluons or photons through the T loop, just as in the case of the SM Higgs coupling to them via the top quark loop. The top partner T at the same time cures the constraints from the electroweak precision data by its loop driving the Peskin-Takeuchi T -parameter positive and hence canceling the heavy SM Higgs contributions.

If the vacuum expectation value (vev) of the singlet $f := \langle S \rangle$ is much larger than the electroweak scale $v \simeq 246$ GeV, then S can be identified as a linear realization of a dilaton field (hence the model's name) associated with an almost scale invariant sector whose strongly coupled

interactions, broken at f , give rise to the top quark and the SM Higgs as composite particles, and the top partner T represents a fermion in the composite sector [5].

In literature [7], the terminology “dilaton model” has been used for the one in which all the SM particles couple to the dilaton through the trace of the energy momentum tensor of the SM. This type of model implicitly assumes that all the SM particles are composite under the strong dynamics in the ultraviolet region. On the other hand, we take more conservative approach that the SM except for the top/Higgs sector is a spectator of the dynamics, and thus the dilaton S couples to the W , Z bosons and to light fermions only through the mixing with the Higgs fields H , while the couplings to the gluons and photons are generated only through the loops of the top quark and its partner. Due to these different origin of the couplings between two models, the production and decay properties are quite different. Indeed, we see that our model can give better fit to the LHC data compared to the SM Higgs boson, while the authors of Ref. [7] have reported that the above mentioned dilaton scenario is rather disfavored.

2 Minimal dilaton model

Our starting Lagrangian [5] can be written in terms of the singlet scalar S , the SM Higgs H , the left handed quark doublet of the third generation q_{3L} , and the top partner T as

$$\mathcal{L} = \mathcal{L}_{\text{SM}} - \frac{1}{2} \partial_\mu S \partial^\mu S - \tilde{V}(S, H) - \bar{T} (\not{D} + yS) T - \left[y' \bar{T} (q_{3L} \cdot H) + \text{h.c.} \right], \quad (1)$$

^ae-mail: tomohiro_abe@tsinghua.edu.cn

^be-mail: kitano@tuhep.phys.tohoku.ac.jp

^ce-mail: konishi@krishna.th.phy.saitama-u.ac.jp

^de-mail: odakin@gauge.scphys.kyoto-u.ac.jp

^ee-mail: joe@phy.saitama-u.ac.jp

^fe-mail: shohei@icrr.u-tokyo.ac.jp

where \mathcal{L}_{SM} is the SM Lagrangian except for the Higgs potential and $\tilde{V}(S, H)$ is the potential for the scalars

$$\tilde{V}(S, H) = \frac{m_S^2}{2} S^2 + \frac{\lambda_S}{4!} S^4 + \frac{\kappa}{2} S^2 |H|^2 + m_H^2 |H|^2 + \frac{\lambda_H}{4} |H|^4. \quad (2)$$

The detailed potential shape (2) is unimportant, as its couplings can be translated into the following two parameters relevant to the Higgs searches: the Higgs-singlet mixing θ_H and the ratio of the vevs $\eta := v/f$. The relation is shown in Appendix B in Ref. [5]. We identify the lighter mass eigenstate to be the observed 125 GeV boson and the heavier to be almost the SM Higgs with mass $\gtrsim 600$ GeV. The vector-like top partner T is set to be an $SU(2)_L$ singlet and to have a hypercharge $Y = 2/3$ so that it can decay into the top quark through a small mixing $\theta_L \sim y'v/\sqrt{2}yf$.

When the SM Higgs mass is heavy, the Peskin-Takeuchi S,T parameters severely constrain the model. In the SM, the Higgs mass heavier than 185 GeV is ruled out at the 95% CL [6]. In the minimal dilaton model, the T loop gives positive contribution to the Peskin-Takeuchi T-parameter and cures the model from the heavy Higgs effects. In Fig. 1, we show the constraints from the S,T parameters on the top-partner mass $m_{T'}$ and the mixing θ_L between the top and top partner, at the 95% CL for the SM Higgs mass $m_h = 600$ GeV and the Higgs-singlet mixing angle $\theta_H = 0, \pi/6$, and $\pi/3$ [5].

3 Higgs signal at LHC

Let us show our prediction for the Higgs searches at the LHC. In Ref. [7], the parameter c_X is defined as the ratio of the coupling of S to XX (or $X\bar{X}$), in the amplitude, to that of the SM Higgs at 125 GeV. The minimal dilaton model gives [5]

$$\begin{aligned} c_V &= c_F = \sin \theta_H, \\ c_t &= \cos^2 \theta_L \sin \theta_H + \eta \sin^2 \theta_L \cos \theta_H, \\ c_g &= \eta \cos \theta_H + \sin \theta_H, \\ c_\gamma &= \eta A_t \cos \theta_H + A_{\text{SM}} \sin \theta_H, \\ c_{\text{inv}} &= 0, \end{aligned} \quad (3)$$

where $A_t \simeq 16/9$, $A_{\text{SM}} \simeq -6.5$, the subscript “F” stands for all the SM fermions except the top quark, and “V” for W or Z.

In Fig. 2, we plot the resultant signal strength, which is the ratio of the model cross section to the corresponding SM Higgs one at 125 GeV, for the singlet vev $f = 246$ GeV ($\eta = 1$). We see that the diphoton signal can be enhanced in the dilaton region $\theta_H \sim 0$, whereas other processes are suppressed.

The minimal dilaton model predicts different production cross sections between GF and VBF/VH/ttH processes. In $H \rightarrow \gamma\gamma$ search, composition of these production channels differs category by category and are summarized in Table 2 in Ref. [2] for CMS and in Table 6 in Ref. [8] for ATLAS. We define ε_X^i as the proportion of the production process X within a category i . Note that

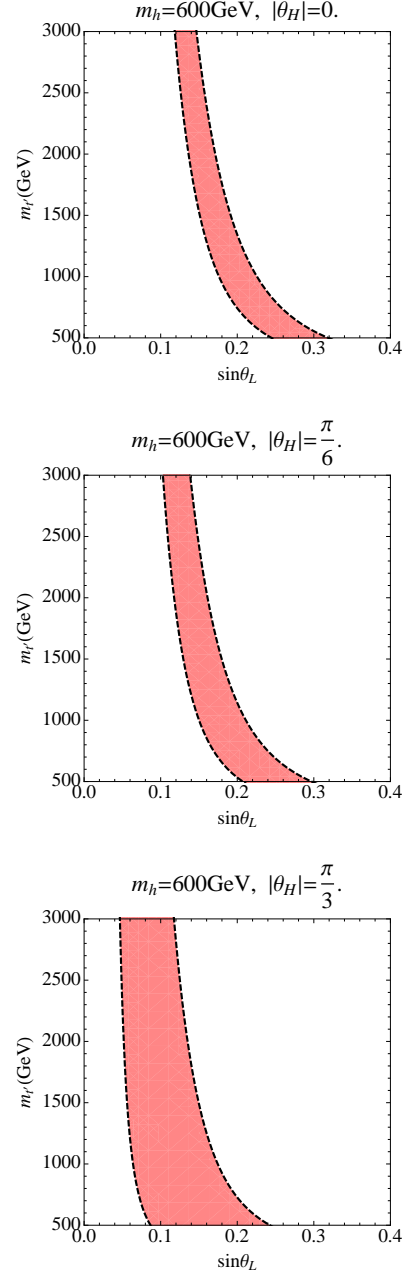


Figure 1. Allowed region plot by the Peskin-Takeuchi S,T parameters at the 95% CL in the plane of top-partner mass $m_{T'}$ vs top-partner mixing θ_L ; The SM Higgs mass is taken to be $m_h = 600$ GeV and the Higgs-singlet mixing angle is chosen as $\theta_H = 0, \pi/6$, and $\pi/3$ [5].

$\sum_X \varepsilon_X^i = 1$ by definition for each category i , where a summation over X is always understood as for all the relevant production channels: GF, VBF, VH, and ttH. GF is the dominant production process and satisfies $\varepsilon_{\text{GF}}^i \lesssim 90\%$ in production processes other than dijet category. In the dijet category, the dominant production process is VBF, and $\varepsilon_{\text{VBF}} \lesssim 70\%$.

When acceptance of a production channel X for a category i is a_X^i , the estimated value of a signal fraction under

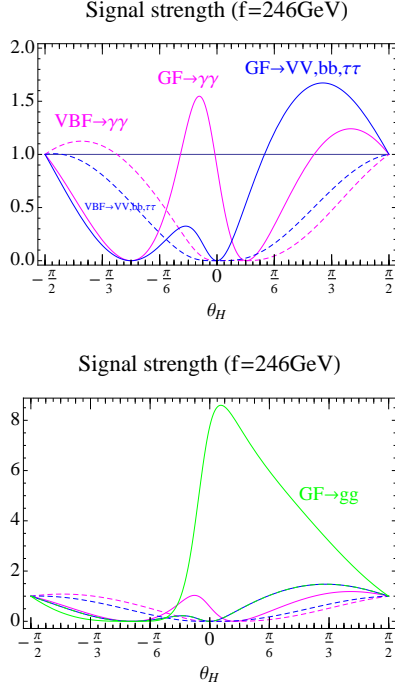


Figure 2. Upper: Signal strength for $f = 246$ GeV ($\eta = 1$). “GF” denotes the case that S is produced by the gluon fusion process, while “VBF” by the vector boson fusion, Higgs-strahlung, or ttH process. Lower: The same for the Higgs to digluon process; Shown for comparison though hardly observable at the LHC.

the given set of cuts i becomes

$$\varepsilon_X^i = \frac{a_X^i \sigma_X^{\text{SM}}}{\sum_Y a_Y^i \sigma_Y^{\text{SM}}}, \quad (4)$$

where σ_X^{SM} is the Higgs production cross section in the SM through the channel X . Given $\{\varepsilon_X^i\}$, we can compute the signal strength under the imposed cuts for each category i

$$\begin{aligned} \hat{\mu}^i(h \rightarrow \gamma\gamma) &= \frac{\sum_X a_X^i \sigma_X}{\sum_Y a_Y^i \sigma_Y^{\text{SM}}} \frac{\text{BR}(s \rightarrow \gamma\gamma)}{\text{BR}(h \rightarrow \gamma\gamma)_{\text{SM}}} \\ &= \sum_X \varepsilon_X^i |c_X|^2 \frac{|c_\gamma|^2}{R(s \rightarrow \text{all})}, \end{aligned} \quad (5)$$

where $R(s \rightarrow \text{all}) := 0.913 |c_V|^2 + 0.085 |c_g|^2 + 0.002 |c_\gamma|^2$. We have assumed that the acceptance a_X^i under the category i does not change from that of the SM for each production channel X .

For the $ZZ \rightarrow 4l$ and $WW \rightarrow l\nu l\nu$ decay channels, we assume that all the signals are coming from GF and, hence, we approximate

$$\hat{\mu}(s \rightarrow VV) = |c_g|^2 \frac{|c_V|^2}{R(s \rightarrow \text{all})} \quad (6)$$

for $VV = WW$ and ZZ .

As all the signal strengths are obtained, we perform a chi-square test with the Gaussian approximation for all the

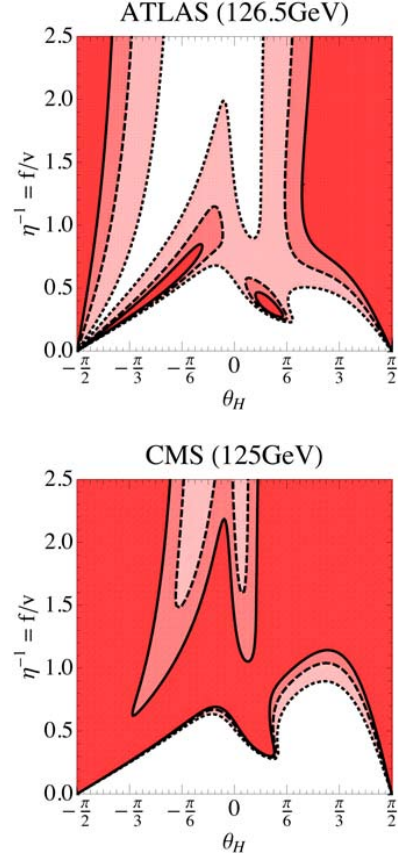


Figure 3. Favored regions within 90, 95 and 99% confidence intervals, enclosed by solid, dashed, and dotted lines, respectively. Density (area) of favored region decreases (increases) in according order [5].

errors

$$\chi^2 = \sum_i \left(\frac{\hat{\mu}_i - \mu_i}{\sigma_i} \right)^2, \quad (7)$$

where summation over i is for all the diphoton categories as well as the WW and ZZ channels. Of course this is a naive fit without taking into account the off-diagonal elements of the correlation matrix for various categories. For example, this type of naive weighting does not reproduce the central value nor the error of the diphoton signal strength. Although we are aware of this fact, this is the best we can do with the current data made public. The result should be regarded as an illustration at best.

Keeping the above caution in mind, we show the constraints from the data from the LHC Higgs searches in Fig 3. For comparison, we also show in Fig. 4 the same plot including more recent data presented at HCP2012 and after [9]. We see that the dilaton like region $\eta^{-1} \gg 1$, $|\theta_H| \ll 1$ is disfavored by the Higgs data alone, but there still remains phenomenologically viable region at $|\theta_H| \lesssim \pi/6$ and $\eta^{-1} \lesssim 1.5$.

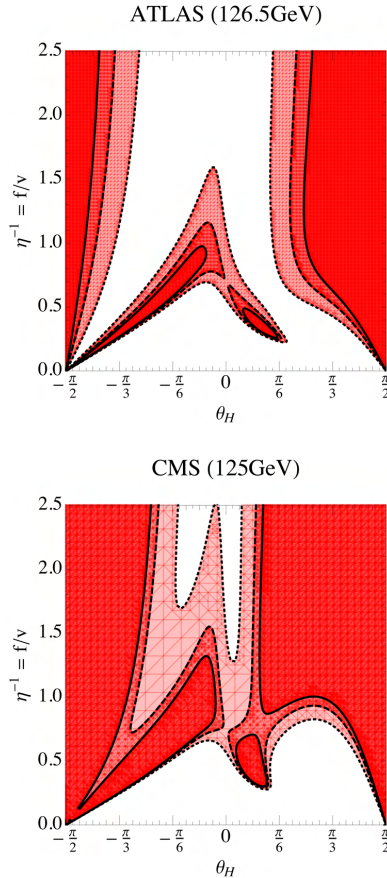


Figure 4. The same as Fig. 3, including the data presented at HCP2012 and after.

4 Summary

We have examined the possibility that the 125 GeV boson observed at the LHC is not the SM Higgs but an extra singlet scalar S . If the vev well exceeds the electroweak scale, $f = \langle S \rangle \gg 246$ GeV, then S can be regarded as a linearly realized dilaton that is associated with the quasiconformal dynamics making up the top and Higgs particles as composite ones. However, such a parameter region is disfavored by the current Higgs data. Though such a linear dilaton interpretation is marginally excluded, this model with a singlet scalar and a vector-like top partner still provides a phenomenologically viable alternative to the SM Higgs to fit the current LHC data.

Acknowledgments

This work is supported in part by the Grants-in-Aid for Scientific Research No. 23740165 (R. K.), No. 23104009, No. 20244028, No. 23740192 (K. O.), and No. 24340044 (J. S.) of JSPS.

References

- [1] G. Aad *et al.* [ATLAS Collaboration], “*Observation of a new particle in the search for the Standard Model Higgs boson with the ATLAS detector at the LHC*,” Phys. Lett. B **716** (2012) 1 [arXiv:1207.7214 [hep-ex]].
- [2] S. Chatrchyan *et al.* [CMS Collaboration], “*Observation of a new boson at a mass of 125 GeV with the CMS experiment at the LHC*,” Phys. Lett. B **716** (2012) 30 [arXiv:1207.7235 [hep-ex]].
- [3] The ATLAS Collaboration, “*Observation and study of the Higgs boson candidate in the two photon decay channel with the ATLAS detector at the LHC*,” ATLAS-CONF-2012-128.
- [4] The CMS Collaboration, “*Combination of standard model Higgs boson searches and measurements of the properties of the new boson with a mass near 125 GeV*,” CMS PAS HIG-12-045.
- [5] T. Abe, R. Kitano, Y. Konishi, K. -y. Oda, J. Sato and S. Sugiyama, “*Minimal Dilaton Model*,” Phys. Rev. D **86** (2012) 115016 [arXiv:1209.4544 [hep-ph]].
- [6] [ALEPH and CDF and D0 and DELPHI and L3 and OPAL and SLD and LEP Electroweak Working Group and Tevatron Electroweak Working Group and SLD Electroweak and Heavy Flavour Groups Collaborations], “*Precision Electroweak Measurements and Constraints on the Standard Model*,” arXiv:1012.2367 [hep-ex].
- [7] P. P. Giardino, K. Kannike, M. Raidal and A. Strumia, “*Reconstructing Higgs boson properties from the LHC and Tevatron data*,” JHEP **1206** (2012) 117 [arXiv:1203.4254 [hep-ph]]; P. P. Giardino, K. Kannike, M. Raidal and A. Strumia, “*Is the resonance at 125 GeV the Higgs boson?*,” arXiv:1207.1347 [hep-ph]; D. Carmi, A. Falkowski, E. Kuflik, T. Volansky and J. Zupan, “*Higgs After the Discovery: A Status Report*,” arXiv:1207.1718 [hep-ph].
- [8] The ATLAS Collaboration, “*Observation of an excess of events in the search for the Standard Model Higgs boson in the $\gamma\gamma$ channel with the ATLAS detector*,” ATLAS-CONF-2012-091.
- [9] The ATLAS Collaboration, “*Observation and study of the Higgs boson candidate in the two photon decay channel with the ATLAS detector at the LHC*,” ATLAS-CONF-2012-168; “*An update of combined measurements of the new Higgs-like boson with high mass resolution channels*” ATLAS-CONF-2012-170; The CMS Collaboration, “*Combination of standard model Higgs boson searches and measurements of the properties of the new boson with a mass near 125 GeV*,” CMS PAS HIG-12-045.