

Precursor superconducting diamagnetism in $\text{YBa}_2\text{Cu}_3\text{O}_{7-\delta}$ with in-plane or intercalated magnetic impurities

F Soto, N Cotón, J D Dancausa, J M Doval, A Ramos-Álvarez,
R I Rey, L Rodríguez, C Carballeira, J Mosqueira, M V
Ramallo, F Vidal

LBTS, Facultade de Física, Universidade de Santiago de Compostela, E-15782
Santiago de Compostela, Spain

E-mail: j.mosqueira@usc.es

Abstract. The magnetization around the superconducting transition was measured in $\text{YBa}_2\text{Cu}_3\text{O}_{7-\delta}$ with magnetic impurities in the CuO_2 layers (Cu substituted by Zn or Ni) or between them (Y substituted by Gd or Pr). While some of these impurities have an important effect on the superconducting transition temperature (T_c), the precursor diamagnetism observed above T_c is not appreciably affected. This result contrasts with recent observations in a conventional BCS superconductor (La), in which the precursor diamagnetism was found to increase several orders of magnitude with the addition of a small amount (a few atomic percent) of Gd or Pr magnetic impurities.

PACS numbers: 74.72.-h, 74.40.-n, 74.25.Ha

Submitted to: *Supercond. Sci. Technol.*

1. Introduction

The interplay between superconductivity and magnetic order is a long-standing issue which interest has been enhanced by the discovery of the so-called magnetic superconductors, materials where the coupling between both collective states is weak, as it is also the case of the high temperature cuprate superconductors (HTSC).[1, 2] The weak diamagnetism induced by thermal fluctuations above the superconducting transition temperature (T_c) is a useful tool to probe some aspects of such interplay, because it does not hide the contribution associated with the magnetic order, as it may be the case below T_c . [3] As an example, in Ref. [4] it was shown that the introduction of magnetic impurities in low- T_c metallic superconductors (LTSC) leads to an increase of the precursor diamagnetism well beyond the uncertainties associated with the normal-state contribution or with possible T_c inhomogeneities. This increase, which was found to be proportional to the impurities concentration, was interpreted in terms of an indirect effect associated to a change in the magnetic coupling between impurities due to the presence of fluctuating Cooper pairs.[4] For LTSC this mechanism was earlier proposed for temperatures below T_c . [5]

Here we probe the effect of magnetic impurities on the fluctuation diamagnetism above T_c in HTSC, an issue that to our knowledge still remains unaddressed. For that, we have studied the prototypical $\text{YBa}_2\text{Cu}_3\text{O}_{7-\delta}$ (YBCO) with Cu partially replaced by Ni or Zn, or with Y partially replaced by magnetic rare-earths like Gd or Pr. Nonmagnetic Zn^{2+} ($s = 0$) substitutes Cu^{2+} ($s = 1/2$) in the CuO_2 layers,[6] producing a local magnetic moment on the four nearest-neighbors Cu sites arising from the local suppression of short-range antiferromagnetic (AF) correlations.[7, 8] This magnetic moment is evidenced by the presence of a Curie-like term in the bulk magnetic susceptibility.[7] On the other hand, as determined by x-ray absorption experiments,[6, 9] magnetic Ni substitutes Cu nearly uniformly in both the CuO_2 layers and the CuO chains. Both Zn and Ni impurities in the CuO_2 layers act as strong pairbreakers and are very effective in reducing T_c . [10] In contrast, the out-of-plane substitution of Y by a magnetic rare-earth leaves T_c almost unaffected[11] except in the case of Pr, which in an amount of $\sim 60\%$ completely suppresses the superconductivity.[12] Our measurements then cover in-plane and out-of-plane magnetic substitutions with very different influences on the superconducting transition temperature. Our experimental results show that, in contrast with the LTSC, in YBCO the precursor diamagnetism is not appreciably affected by the presence of magnetic impurities. Although it is beyond the central aim of our work, we will also show that by just taking into account the T_c dependence on the impurities concentration, the observed magnetization roundings above T_c may be explained by conventional mean-field Gaussian-Ginzburg-Landau (GGL) approaches.[13, 14, 15, 16, 17, 18, 19, 20]

2. Experimental details and results

Powder samples with nominal compositions $\text{Y}_{1-x}\text{Pr}_x\text{Ba}_2\text{Cu}_3\text{O}_{7-\delta}$ ($x \leq 0.2$), $\text{Y}_{1-x}\text{Gd}_x\text{Ba}_2\text{Cu}_3\text{O}_{7-\delta}$ ($x \leq 0.2$), $\text{YBa}_2(\text{Cu}_{1-x}\text{Zn}_x)_3\text{O}_{7-\delta}$ ($x \leq 0.005$), and $\text{YBa}_2(\text{Cu}_{1-x}\text{Ni}_x)_3\text{O}_{7-\delta}$ ($x < 0.01$) were prepared by the usual solid-state reaction method. To optimize the distribution of dopants, the samples were ground and reacted again several times. Finally, they were held at $\sim 425^\circ\text{C}$ in flowing oxygen several days to attain an oxygen doping level close to the optimal one ($\delta \lesssim 0.1$). Powder x-ray diffraction (performed with a Rigaku Miniflex II diffractometer) confirmed the orthorhombic structure of YBCO and discarded the presence of appreciable impurity phases (see Fig. 1). As a check of the samples quality we performed measurements of the temperature dependence of the field-cooled (FC) magnetic susceptibility under low applied magnetic fields ($\lesssim 1$ mT). These measurements, shown in Fig. 2, and the subsequent ones of fluctuation effects above T_c , were performed with a commercial (Quantum Design) SQUID magnetometer. The T_c value for each sample (shown in Table I) was estimated as the temperature at which the slope of the M/H vs. T curves is maximum. The T_c dependence on the doping levels (presented in Figs. 2(e,f)) is consistent with previous experiments,[6, 7, 11, 12] and the corresponding $[T_c(x) - T_c(0)]/x$ range from about $+5$ K for Gd-doping to about -10^3 K for Zn-doping. The transition widths, ΔT_c , estimated as the difference between the onset of the low-field diamagnetic transition and T_c , are also presented in Table I. From these values, the reduced temperatures, $\varepsilon \equiv \ln(T/T_c)$, below which T_c inhomogeneities may affect the measurements of fluctuation effects, were estimated as $\varepsilon_{\text{inh}} = \Delta T_c/T_c$ and compiled in Table I. As it may be seen, with the exception of the most Pr-doped samples, the superconducting transitions are sharp enough to study the fluctuation effects down to the Levanyuk-Ginzburg reduced temperature for the onset of *full-critical fluctuations*, which for YBCO is close to $\varepsilon_{LG} \sim 2 \times 10^{-2}$. [21] This will allow us to investigate the precursor diamagnetism in all the Gaussian region above T_c .

The magnetization above T_c was measured as a function of temperature by using a 0.5 T magnetic field (Fig. 3). This field is much smaller than the upper critical field for $H \perp ab$ extrapolated to $T = 0$ K [$\mu_0 H_{c2}(0) \approx 270$ T, see below]. Then, the GGL approach for layered superconductors summarized in Sec. III [valid for $H \ll \varepsilon H_{c2}(0)$] will be applicable in all the ε -range above ε_{LG} . The fluctuation contribution to the magnetization, ΔM , was obtained by subtracting from the as-measured $M(T)$ curves the corresponding normal-state or background contributions, $M_B(T)$. These last were determined by fitting a Curie-like function [$M_B(T) = a + bT + c/T$, where a , b and c are fitting parameters] in a temperature region above $\sim 1.5T_c$ (typically above 150 K), where fluctuation effects are expected to be negligible.[22] The background contributions are represented as solid lines in Fig. 3. The resulting fluctuation-induced magnetic susceptibilities are represented in Fig. 4. In view of this figure one may already conclude that the strong increase of the fluctuation diamagnetism observed in LTSC with a similar concentration of magnetic impurities is not present in YBCO. In the next Section we will

analyze up to what extent the observed differences may be attributed to the dependence with the impurities concentration of the relevant superconducting parameters.

3. Comparison with GGL approaches for the fluctuation magnetization in layered superconductors

Our data will be analyzed in the framework of the GGL-Lawrence-Doniach (GGL-LD) model for Josephson-coupled layered superconductors presented in Ref. [20], which includes an *energy cutoff* in the fluctuation spectrum. A justification for the introduction of this cutoff is presented in Ref. [22]. According to this approach, the fluctuation magnetization for $H \perp ab$ in the weak magnetic field limit [for field amplitudes much smaller than the corresponding $H_{c2}(0)$] is given by [20]

$$\Delta M_{\perp} = -\frac{\pi k_B T \mu_0 H \xi_{ab}^2(0)}{3\phi_0^2 s} \left[\frac{1}{\sqrt{\varepsilon(\varepsilon + B_{LD})}} - \frac{1}{\varepsilon^c} \right]. \quad (1)$$

Here $B_{LD} \equiv [2\xi_c(0)/s]^2$, $\xi_{ab}(0)$ and $\xi_c(0)$ are the in-plane and transverse coherence length amplitudes, $s = 0.585$ nm is the CuO_2 layers effective periodicity length in YBCO compounds, k_B is the Boltzmann constant, μ_0 is the vacuum permeability, ϕ_0 is the flux quantum, and ε^c is the cutoff constant, which is expected to be close to 0.5. [20, 22] This expression predicts the vanishing of fluctuation effects at a reduced temperature, ε_{onset} , close to ε^c . In the non-cutoff case (i.e., for $\varepsilon^c \rightarrow \infty$), Eq. (1) reduces to the well known expression: [13, 14, 15]

$$\Delta M_{\perp} = -\frac{\pi k_B T \mu_0 H \xi_{ab}^2(0)}{3\phi_0^2 s \sqrt{\varepsilon(\varepsilon + B_{LD})}}. \quad (2)$$

To analyze the measurements presented here (obtained in powder samples with the grains randomly oriented) we must perform the angular average of the fluctuation magnetization of an individual crystallite:

$$\Delta M(T, H) = \int_0^{\pi/2} \Delta M(T, H, \theta) \sin \theta d\theta. \quad (3)$$

Here θ is the angle between the crystal c axis and the applied magnetic field, and $\Delta M(T, H, \theta)$ may be expressed in terms of the components perpendicular and parallel to the CuO_2 layers (ΔM_{\perp} and ΔM_{\parallel} , respectively) as follows:

$$\Delta M(T, H, \theta) = \Delta M_{\perp}(T, H \cos \theta) \cos \theta + \Delta M_{\parallel}(T, H \sin \theta) \sin \theta. \quad (4)$$

According to the scaling transformation developed in Ref. [23] we may write

$$\Delta M_{\parallel}(T, H) = \frac{1}{\gamma} \Delta M_{\perp} \left(T, \frac{H}{\gamma} \right), \quad (5)$$

where $\gamma \equiv \xi_{ab}(0)/\xi_c(0)$ is the anisotropy factor. The combination of Eqs. (1, 3-5) leads to

$$\frac{\Delta M}{TH} = -\frac{\pi k_B \mu_0 \xi_{ab}^2(0)(\gamma^2 + 2)}{9\phi_0^2 s \gamma^2} \left[\frac{1}{\sqrt{\varepsilon(\varepsilon + B_{LD})}} - \frac{1}{\varepsilon^c} \right]. \quad (6)$$

In view of Eq. (6), the differences in $\Delta M/H$ observed for the samples studied here (Fig. 4) could be attributed to the dependence of T_c or of the coherence lengths on the type and concentration of magnetic impurities. In Refs. [24, 25, 26] it was shown that the coherence lengths do not change appreciably with respect to pure YBCO, at least for the impurities and concentrations studied. Then, to compensate the differences in T_c , in Fig. 5 we represent $\Delta M/H$ normalized by T against T/T_c . As it may be clearly seen, the curves corresponding to different impurities and concentrations scale with the one of pure YBCO.[27] This contrasts with the above mentioned behavior of conventional BCS superconductors (La doped with Pr), for which similar concentrations of magnetic impurities lead to a strong increase of the precursor diamagnetism.[4] This increase was explained by taking into account that the interaction between the Pr ions is mediated by the electronic sea:[4] According to the RKKY model, this interaction is long-range and dependent on the normal carriers density of states (DOS). The change in DOS induced by fluctuating Cooper pairs alters the interaction between Pr ions and modifies the contribution to the magnetic susceptibility proportionally to the fluctuation superfluid density, n_s . As a result, the precursor diamagnetism should include an *indirect* contribution proportional to n_s and to the impurities concentration, which is confirmed by the experiments.[4] Our present results suggest that this mechanism plays a negligible role in the HTSC. In-plane magnetic impurities (Ni or Zn) just interact via exchange with the surrounding Cu ions, and the change in DOS induced by fluctuations seems to leave unchanged their contribution to the normal-state susceptibility. In the case of magnetic impurities away from the CuO_2 layers (Gd or Pr), a negligible influence of the carriers sea is even more justified given the weak interlayer coupling in these materials.

For completeness, we compare the data in Fig. 5 with the GGL-LD approach for the diamagnetism induced above T_c by thermal fluctuations in layered superconductors. The solid lines correspond to Eq. (6) and were plotted by using the coherence length amplitudes typical of optimally-doped YBCO [$\xi_{ab}(0) = 1.1$ nm, or equivalently $\mu_0 H_{c2}(0) = 270$ T, and $\xi_c(0) = 0.12$ nm],[20, 28, 29] and a *cutoff constant* $\varepsilon^c = 0.4$. As it may be seen, the agreement is excellent in the whole temperature range above T_c . Moreover, the cutoff constant (which is close to the ε -value for the onset of fluctuation effects, $\varepsilon_{\text{onset}}$) is within the ones found in the fluctuation diamagnetism of other superconducting families, including highly anisotropic HTSC,[30, 31] low- T_c metallic superconductors,[32] MgB_2 ,[33] NbSe_2 ,[34] and the recently discovered iron-based superconductors.[35] It is also close to the estimation presented in Ref. [22] ($\varepsilon^c = 0.55$). Our results confirm the proposal in this last work that the onset temperature for the fluctuation effects, $T_{\text{onset}} \approx T_c \exp(\varepsilon^c) \approx 1.5T_c$, arises in the limits encountered at high- ε to the shrinkage of the superconducting wave function to lengths of the order of the pairs size, ξ_0 . [36] Moreover, our results are also consistent with the observation that in optimally-doped YBCO and $\text{NdBa}_2\text{Cu}_3\text{O}_7$ the onset temperature for the Nernst effect follows the change in T_c upon Zn- and Ni- doping, respectively.[37, 38] They also support the recent proposal that the fluctuation Nernst effect in Ca- and Zn-doped YBCO may be explained by GGL descriptions.[39] Finally, note that disorder

induced by electron irradiation in optimally and underdoped YBCO leads to a significant decrease of T_c (together with an increase of $\Delta T_c/T_c$) but leaves the onset temperature of the Nernst signal almost unchanged.[40] This contrasts with the effect associated to magnetic impurities observed here and in Refs. [37, 38], which could suggest that the disorder induced by irradiation is different in nature.

4. Conclusions

We have presented measurements of the magnetization just above T_c in YBCO with magnetic impurities within the CuO_2 layers (Zn or Ni replacing Cu), or between them (Pr or Gd replacing Y). The rounding associated with thermal fluctuations seems to be unaffected by the presence of these impurities, regardless of their type and placement. This contrasts with the behavior of some conventional BCS superconductors, in which magnetic impurities induce a strong increase of the precursor diamagnetism.[4] The mechanism proposed in Ref. [4] to explain such behavior (i.e., a change in the magnetic coupling between impurities due to the presence of fluctuating Cooper pairs) seems to play a negligible role in the cuprates. Our results further confirm the applicability of mean-field GGL descriptions for the effect of thermal fluctuations above the superconducting transition in HTSC.

Acknowledgments

This work was supported by the Spain's MICINN (Project No. FIS2010-19807), and by the Xunta de Galicia (Project Nos. 2010/XA043 and 10TMT206012PR). N. C. and A. R.-A. acknowledge financial support from Spain's MICINN through a FPI grant.

References

- [1] For reviews and references see, e.g.,
 Buzdin A I 2005 *Rev. Mod. Phys.* **77** 935
 Pfleiderer C 2009 *Rev. Mod. Phys.* **81** 1551
- [2] Other recent works on this issue are
 Chang J, Niedermayer Ch, Gilardi R, Christensen N B, Rønnow H M, McMorris D F, Ay M, Stahn J, Sobolev O, Hiess A, Pailhes S, Baines C, Momono N, Oda M, Ido M and Mesot J 2008 *Phys. Rev. B* **78**, 104525
 Haug D, Hinkov V, Suchanek A, Inosov D S, Christensen N B, Niedermayer Ch, Bourges P, Sidis Y, Park J T, Ivanov A, Lin C T, Mesot J and Keimer B 2009 *Phys. Rev. Lett.* **103** 017001
- [3] Fundamentals of fluctuation effects above T_c in superconductors may be seen in
 Tinkham M 1996 *Introduction to Superconductivity* (McGraw-Hill, New York) Chap 8
- [4] Soto F, Cabo L, Mosqueira J, Ramallo M V, Veira J A and Vidal F 2006 *Europhys. Lett.* **73** 587
- [5] See e.g.,
 Gor'kov L P and Rusinov A I 1964 *Sov. Phys. JETP* **19** 922
 Fulde P and Ferrell R A 1964 *Phys. Rev.* **135** A550
- [6] Yang C Y, Moodenbaugh A R, Wang Y L, Xu Y, Heald S M, Welch D O, Suenaga M, Fischer D A and Penner-Hahn J E 1990 *Phys. Rev. B* **42** 2231
- [7] Zagoulaev S, Monod P and Jégoudez J 1995 *Phys. Rev. B* **52** 10474

- [8] See also
Xiao G, Cieplak M Z, Xiao J Q and Chien C L 1990 *Phys. Rev. B* **42** 8752
- [9] Bridges F, Boyce J B, Claeson T, Geballe T H and Tarascon J M 1990 *Phys. Rev. B* **42** 2137
- [10] Maeno Y, Tomita T, Kyogoku M, Awaji S, Aoki Y, Hoshino K, Minami A and Fujita T 1987 *Nature* **328** 512
- [11] Orlando T P, Delin K A, Foner S, McNiff Jr. E J, Tarascon J M, Greene L H, McKinnon W R and Hull G W 1987 *Phys. Rev. B* **36** 2394
- [12] Soderholm L, Zhang K, Hinks D G, Beno M A, Jorgensen J D, Segre C U and Schuller I K 1987 *Nature* **328** 604
- [13] Lawrence W E and Doniach S 1971 *Proc. Twelfth Int. Conf. on Low-Temperature Physics*, Ed. Kanda E (Keigatu, Tokio) p 361
- [14] Tsuzuki T 1971 *Phys. Lett. A* **37** 159
- [15] Yamaji K 1972 *Phys. Lett. A* **38** 43
- [16] Lee W C, Klemm R A and Johnston D C 1989 *Phys. Rev. Lett.* **63** 1012
- [17] Lee W C and Johnston D C 1990 *Phys. Rev. B* **41** 1904
- [18] Klemm R A 1990 *Phys. Rev. B* **41** 2073
- [19] Ramallo M V, Torrón C and Vidal F 1994 *Physica C* **230** 97
See also Ramallo M V and Vidal F 1999 *Phys. Rev. B* **59** 4475
- [20] Mosqueira J, Carballeira C, Ramallo M V, Torrón C, Veira J A and Vidal F 2002 *Europhys. Lett.* **53** 632
- [21] Ramallo M V and Vidal F 1997 *Europhys. Lett.* **39** 177
- [22] Vidal F, Carballeira C, Currás S R, Mosqueira J, Ramallo M V, Veira J A and Viña J 2002 *Europhys. Lett.* **59** 754
See also Ref. [36].
- [23] Klemm R A and Clem J R 1980 *Phys. Rev. B* **21** 1868
Blatter G, Geshkenbein V B and Larkin A I 1992 *Phys. Rev. Lett.* **68** 875
Hao Z and Clem J R 1992 *Phys. Rev. B* **46** 5853
- [24] Pop A V, Ciurchea D, Pop V, Cosma I and Ilonca Gh 1994 *Supercond. sci. Technol.* **7** 558
- [25] Zhuo Y, Choi J-H, Kim M-S, Park J-N, Bae M-K and Lee S-I 1997 *Phys. Rev. B* **56** 8381
- [26] Tomimoto K, Terasaki I, Rykov A I, Mimura T and Tajima S 1999 *Phys. Rev. B* **60** 114
- [27] It is worth noting the marked deviation observed in Fig. 5 below $T/T_c \approx 1.08$ in the Pr-10 sample.
However, as it may be seen in Table I, this T/T_c value is close to $1 + \varepsilon_{inh}$ and this effect may be attributed to T_c inhomogeneities.
- [28] Ando Y and Segawa K 2002 *Phys. Rev. Lett.* **88** 167005
- [29] Note that the $\mu_0 H_{c2}(0)$ values derived from the vortex lattice melting transition are significantly smaller (about 122 T), see
Ramshaw B J, Day J, Vignolle B, LeBoeuf D, Dosanjh P, Proust C, Taillefer L, Liang R, Hardy W N and Bonn D A 2012 *Phys. Rev. B* **86** 174501.
Nevertheless, this result is based in the assumption that the melting field B_m equals $\mu_0 H_{c2}$ at 0 K, which neglects a possible effect of quantum fluctuations.
- [30] Carballeira C, Mosqueira J, Revcolevschi A and Vidal F 2000 *Phys. Rev. Lett.* **84** 3157
Carballeira C, Mosqueira J, Revcolevschi A and Vidal F 2003 *Physica C* **384** 185
Mosqueira J, Cabo L and Vidal F 2007 *Phys. Rev. B* **76** 064521
Mosqueira J and Vidal F 2008 *Phys. Rev. B* **77** 052507
Salem-Sugui Jr. S, Alvarenga A D, Mosqueira J, Dancausa J D, Salazar Mejia C, Sinnecker E, Luo H and Wen H-H 2012 *Supercond. Sci. Technol.* **25** 105004
- [31] It is worth noting that in non-optimally-doped HTSC, values for ε_{onset} well above 0.5 were reported.
Some recent works on this issue are:
Wen J, Xu Z, Xu G, Jie Q, Hücker M, Zheludev A, Tian W, Winn B L, Zarestky J L, Singh D K, Hong T, Li Q, Gu G and Tranquada J M 2012 *Phys. Rev. B* **85** 134512
Chang J, Doiron-Leyraud N, Cyr-Choinière O, Grissonnanche G, Laliberté F, Hassinger E, Reid

- J-Ph, Daou R, Pyon S, Takayama T, Takagi H and Taillefer L 2012 *Nat. Phys.* **8** 751
- Rourke P M C, Mouzopoulou I, Xu X, Panagopoulos C, Wang Y, Vignolle B, Proust C, Kurganova E V, Zeitler U, Tanabe Y, Adachi T, Koike Y and Hussey N E 2011 *Nature Phys.* **7** 455
- A similar effect was also observed in amorphous low- T_c superconductors, see e.g.,
- Pourret A, Aubin H, Lesueur J, Marrache-Kikuchi C A, Bergé L, Dumoulin L and Behnia K 2006 *Nat. Phys.* **2** 683
- However, in these materials the strong T_c dependence on the stoichiometry, and the unavoidable stoichiometric inhomogeneities could justify the seemingly presence of fluctuation effects at reduced temperatures well above 0.5, see e.g.,
- Cabo L, Mosqueira J and Vidal F 2007 *Phys. Rev. Lett.* **98** 119701
- Mosqueira J, Cabo L and Vidal F 2009 *Phys. Rev. B* **80**, 214527
- Mosqueira J, Ramallo M V and Vidal F, arXiv:1112.6104v1
- [32] Mosqueira J, Carballeira C and Vidal F 2001 *Phys. Rev. Lett.* **87** 167009
- Soto F, Carballeira C, Mosqueira J, Ramallo M V, Ruibal M, Veira J A and Vidal F 2004 *Phys. Rev. B* **70**, 060501(R)
- [33] Mosqueira J, Ramallo M V, Currás S R, Torrón C and Vidal F 2002 *Phys. Rev. B* **65** 174522
- [34] Soto F, Berger H, Cabo L, Carballeira C, Mosqueira J, Pavuna D and Vidal F 2007 *Phys. Rev. B* **75** 094509
- [35] Mosqueira J, Dancausa J D, Vidal F, Salem-Sugui Jr. S, Alvarenga A D, Luo H-Q, Wang Z-S and Wen H-H 2011 *Phys. Rev. B* **83** 094519
- [36] As we have earlier stressed (Vidal F, Ramallo M V, Mosqueira J and Carballeira C 2003 *Int. J. Mod. Phys. B* **17** 3470) this is not in contradiction with the fact that superconductivity is not destroyed in particles with diameters smaller than the ξ_0 value of the *bulk* material, because in such small superconductors ξ_0 may also be strongly reduced with respect to the bulk value.
- [37] Xu Z A, Shen J Q, Zhao S R, Zhang Y J and Ong C K 2005 *Phys. Rev. B* **72** 144527
- [38] Johannsen N, Wolf Th, Sologubenko A V, Lorenz T, Freimuth A and Mydosh J A 2007 *Phys. Rev. B* **76** 020512(R)
- [39] Kokanovic I, Cooper J R and Matusiak M 2009 *Phys. Rev. Lett.* **102** 187002
- [40] Rullier-Albenque F, Tourbot R, Alloul H, Lejay P, Colson D and Forget A 2006 *Phys. Rev. Lett.* **96** 067002

Sample	Composition	T_c (K)	ΔT_c (K)	ε_{inh} ($\times 10^{-2}$)
YBCO	$\text{YBa}_2\text{Cu}_3\text{O}_{7-\delta}$	91.5	0.6	0.7
Pr-5	$\text{Y}_{0.95}\text{Pr}_{0.05}\text{Ba}_2\text{Cu}_3\text{O}_{7-\delta}$	88.9	2.5	2.8
Pr-10	$\text{Y}_{0.9}\text{Pr}_{0.1}\text{Ba}_2\text{Cu}_3\text{O}_{7-\delta}$	84.6	6.9	8.2
Pr-20	$\text{Y}_{0.8}\text{Pr}_{0.2}\text{Ba}_2\text{Cu}_3\text{O}_{7-\delta}$	69.3	20.5	29.6
Gd-5	$\text{Y}_{0.95}\text{Gd}_{0.05}\text{Ba}_2\text{Cu}_3\text{O}_{7-\delta}$	91.9	0.5	0.5
Gd-10	$\text{Y}_{0.9}\text{Gd}_{0.1}\text{Ba}_2\text{Cu}_3\text{O}_{7-\delta}$	92.0	0.5	0.5
Gd-20	$\text{Y}_{0.8}\text{Gd}_{0.2}\text{Ba}_2\text{Cu}_3\text{O}_{7-\delta}$	93.0	0.5	0.5
Zn-01	$\text{YBa}_2(\text{Cu}_{0.999}\text{Zn}_{0.001})_3\text{O}_{7-\delta}$	90.0	1.0	1.1
Zn-02	$\text{YBa}_2(\text{Cu}_{0.998}\text{Zn}_{0.002})_3\text{O}_{7-\delta}$	89.6	0.6	0.7
Zn-05	$\text{YBa}_2(\text{Cu}_{0.995}\text{Zn}_{0.005})_3\text{O}_{7-\delta}$	86.5	0.7	0.8
Ni-02	$\text{YBa}_2(\text{Cu}_{0.998}\text{Ni}_{0.002})_3\text{O}_{7-\delta}$	91.1	1.0	1.1
Ni-1	$\text{YBa}_2(\text{Cu}_{0.99}\text{Ni}_{0.01})_3\text{O}_{7-\delta}$	87.4	1.6	1.8

Table 1. Critical temperatures and transition widths of the samples studied in this work, as determined from the data in Fig. 2. ε_{inh} is the reduced temperature below which T_c inhomogeneities are expected to appreciably affect the rounding associated with fluctuation effects.

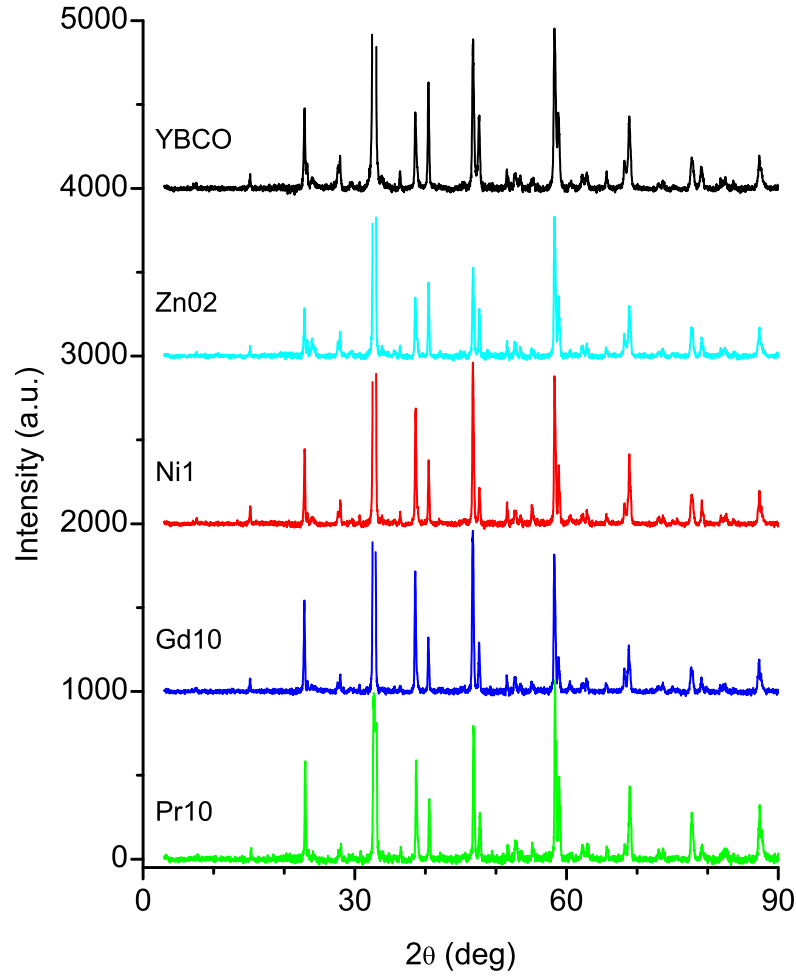


Figure 1. X-ray diffraction patterns of some of the samples studied in this work. The observed peak positions are close to the ones of YBCO without impurities, discarding the presence of appreciable impurity phases.

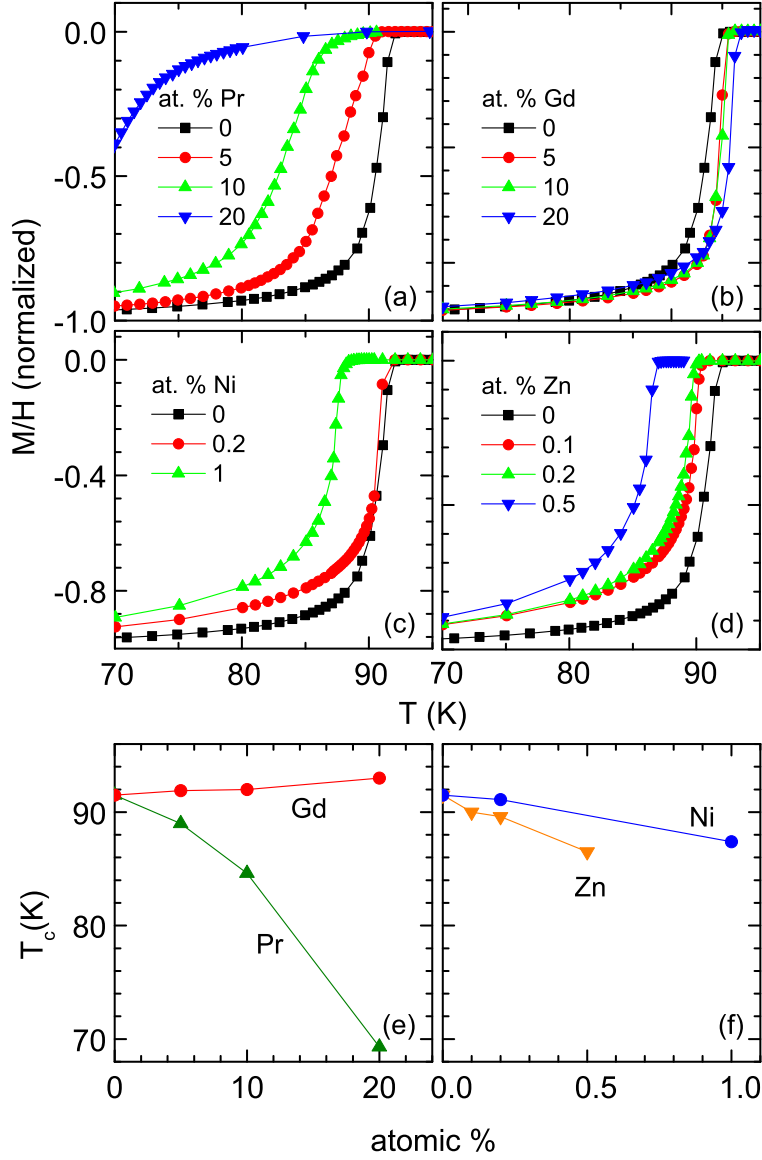


Figure 2. (a) to (d) Temperature dependence of the field-cooled magnetic susceptibility of the samples studied in this work, measured with $\mu_0 H \lesssim 1$ mT. For a better comparison of the transition widths, these data were normalized to the ideal value of -1 at low temperatures. T_c was estimated as the temperature at which the slope is maximum, and the transition width as the difference between T_c and the onset temperature above the transition. The resulting T_c dependences on the doping levels are presented in (e) and (f). The lines are guides for the eyes.

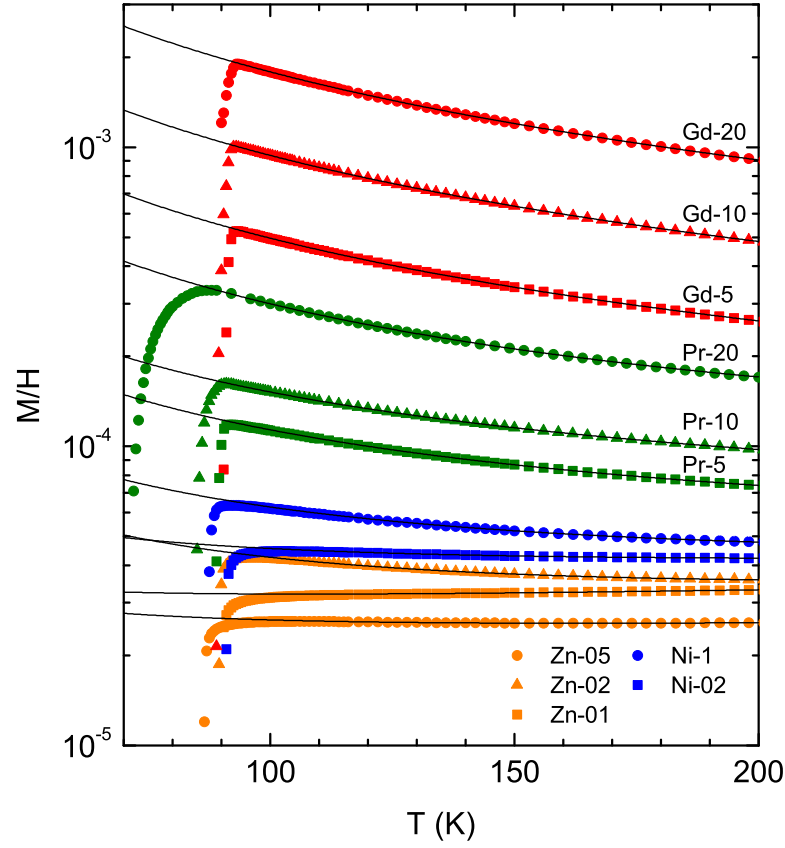


Figure 3. Temperature dependence of the magnetic susceptibility of the samples studied in this work up to $\sim 2T_c$, obtained with a 0.5 T applied magnetic field. The logarithmic scale is motivated by the large differences in the normal-state susceptibilities. The lines are the background contributions, obtained by fitting a Curie-like function above $\sim 1.5T_c$.

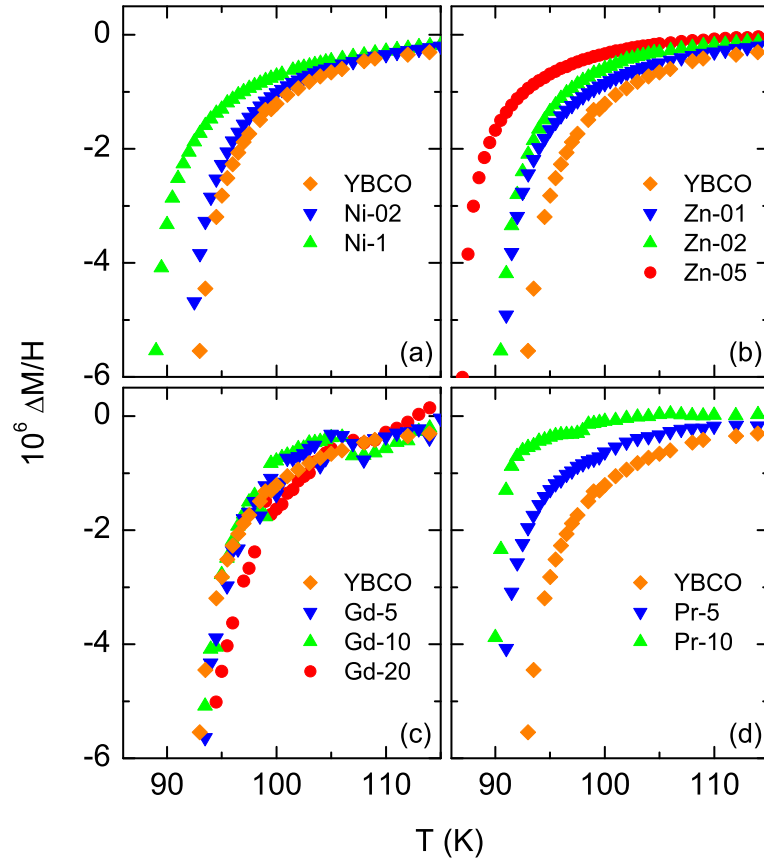


Figure 4. Temperature dependence of the magnetic susceptibility above T_c after the normal-state background subtraction.

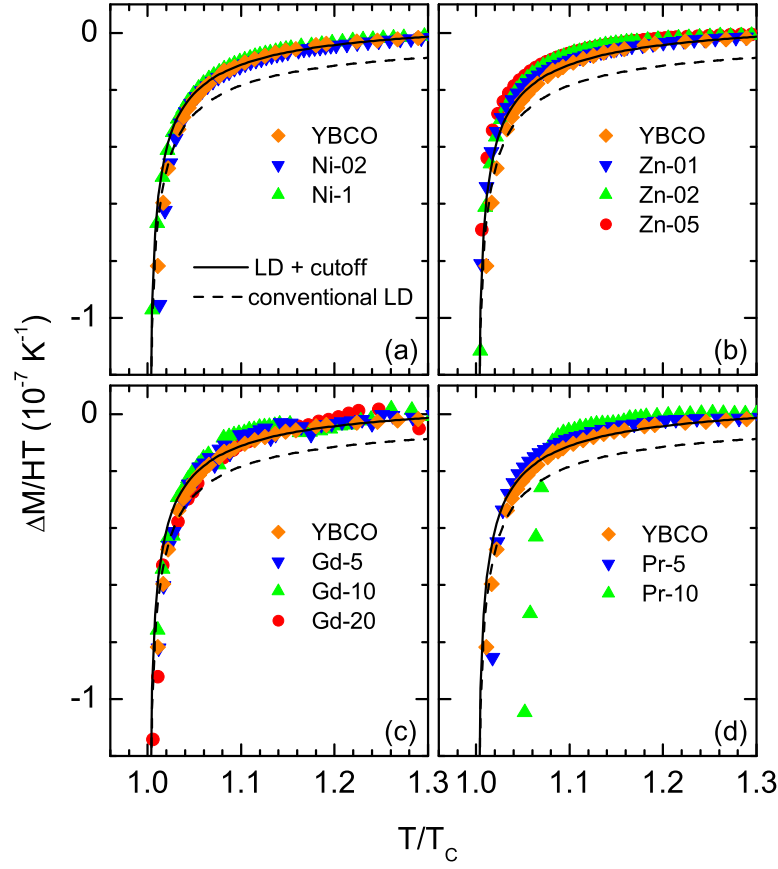


Figure 5. T/T_c dependence of the fluctuation magnetic susceptibility (over T) of the samples studied in this work. The behavior of the Pr-10 sample may be attributed to its large transition width (see main text for details). The solid lines correspond to the GGL-LD approach with a total-energy cutoff [Eq. (6)] evaluated with typical parameters of the optimally-doped YBCO [$\xi_{ab}(0) = 1.1$ nm and $\xi_c(0) = 0.12$ nm] and a cutoff constant of $\varepsilon^c = 0.4$. The conventional GGL-LD approach [Eq. (6) with $\varepsilon^c \rightarrow \infty$] evaluated with the same parameters (dashed lines) does not reproduce the vanishing of fluctuation effects at high reduced temperatures.