

Application of the Abel Equation of the 1st kind to an inflation analysis of non-exactly solvable cosmological models

Artyom V. Yurov, Anna V. Yaparova, Valerian A. Yurov

Abstract

In this paper we revisit the relationship between the Einstein–Friedman and the Abel equations to demonstrate how it might be applied to the inflationary analysis in a flat Friedman universe filled with a real-valued scalar field. The analysis is performed for three distinct cases of polynomial potentials. As a result of a numeric integration of Abel equation, the necessary and sufficient conditions for both slow-rolling and inflation proper are estimated with respect to the initial value of the field. In addition, the relationship between the slow-rolling condition and the inflation is ascertained.

Keywords: cosmology, scalar field, inflation, Friedman equations, Abel equation.

1 Introduction

In early 1980s A. Linde proposed the chaotic inflation scenario [1, 2]. It was a development of a new inflationary universe scenario [3, 4], whose predecessors in particular have been the model, introduced by A. A. Starobinsky [5, 6, 7] and the inflationary scenario of A. Guth [8, 9, 10]. The monograph [11] studied the inflation for the simplest model of a homogeneous and isotropic universe filled with the real-valued scalar field φ with the Lagrangian

$$L = \frac{1}{2}\dot{\varphi}^2 - V(\varphi). \quad (1)$$

For this model the Einstein-Friedman equations take form

$$H^2 + \frac{k}{a^2} = \frac{8\pi}{3M_{\text{Pl}}^2} \left(\frac{1}{2}\dot{\varphi}^2 + V(\varphi) \right), \quad (2)$$

$$\ddot{\varphi} + 3H\dot{\varphi} + dV(\varphi)/d\varphi = 0, \quad (3)$$

where $k = 0, +1, -1$ correspond to either flat, closed or open Friedman universe, $a = a(t)$ is a scale factor, and H is the Hubble parameter; the equations

here and throughout the rest of this paper make use of a “natural” unit system in which $\hbar = c = 1$ and $G = M_{\text{P}}^{-2}$.

In order to get a good approximation of the inflationary solution, it is quite customary to resort to the so-called slow-rolling approximation. It imposes the condition that the changes in a scalar field are sufficiently slow for the following inequality to hold: $\frac{1}{2}\dot{\varphi} \ll |V(\varphi)|$. If we also assume that the scale factor $a(t)$ changes fast enough for $H \gg \frac{k}{a^2}$ while the change of $\dot{\varphi}$ is further restricted by $\ddot{\varphi} \ll V'(\varphi)$, we’ll come to the conclusion that $H^2 = V(\varphi)$, i.e. that the Hubble parameter has a weak time dependence, and that the scale factor increases by the law

$$a(t) \sim e^{Ht}.$$

Thus, the universe expands exponentially, and inflation takes place.

According to the assumption [11], an exit from inflation occurs when the slow-rolling approximation becomes invalid, i.e. when the kinetic part of the scalar field energy density $\frac{1}{2}\dot{\varphi}^2$ becomes comparable to $|V(\varphi)|$.

The slow-rolling condition serves to explain the occurrence of inflation. Unfortunately, in many models it appears to offer no easy natural exit from an inflationary regime. Many papers, dedicated to the problem of existence of inflation’s end for the exactly solvable cosmological models employ the so-called “fine tuning”, i.e. a model-specific accurate adjustment of the model parameters [12, 13, 14, 15].

Some examples of models that have a natural exit from inflation and do not require a fickle aid of a “fine tuning” have been provided in [15], although the potentials used therein do not necessarily correspond to any (currently known) particle theory. Besides, the definition of a universe evolution given there might be incomplete.

In this article we will expand the results of paper [16], where we suggested a new way to solve Friedman equations (2), (3) by means of reduction to Abel equation of the 1st kind (the process of reduction is considered in detail in section 2). We will show how to use this reduction for the task of an inflation’s analysis, when applied for the model of a flat Friedman universe filled with a real-valued scalar field with a potential

$$V(\varphi) = \frac{m^2\varphi^2}{2} + \frac{\lambda\varphi^4}{4}, \quad (4)$$

where $\lambda = 10^{-14}$, $m^2 = \lambda M_{\text{P}}^2$ according to [11]. The particular goals of the paper can be summed up as follows:

- to ascertain the possible necessity and sufficiency properties of the slow-rolling conditions for an inflation with the natural exit;
- to find the initial values of a scalar field φ and its rate of change $\dot{\varphi}$ which would be necessary and sufficient to begin an inflationary phase during the evolution of a scalar field;

- to identify the effect that the ratio between the potential and kinetic terms of the energy density, as well as the initial values of φ , $\dot{\varphi}$, have on inflation phase, its time and on the number of e-folds;
- to estimate the percentage of e-folds and the duration of the inflation over a period of a valid slow-rolling approximation.

2 The relationship between the Friedman and Abel equations

In this chapter we will follow the ideas of [16] by introducing a transformation that would reduce the Friedman equations (2), (3) to the Abel equation of the 1st kind.

We will start by introducing a full energy density of scalar field W (see [17]):

$$W = \frac{1}{2}\dot{\varphi}^2 + V(\varphi). \quad (5)$$

Assuming that $k = 0$ (i.e. concentrating on the case of a flat universe), we rewrite the system (2), (3) as

$$\frac{dW}{d\varphi} = -3H\dot{\varphi}, \quad (6)$$

$$H = \pm \frac{1}{M_P} \sqrt{\frac{8\pi}{3}W}. \quad (7)$$

The knowledge of the function $W = W(\varphi)$ provides us with a way for explicit reconstruction of unknown quantities $\varphi = \varphi(t)$, $a = a(t)$, and $V = V(\varphi)$. If $W \neq 0$, $\varphi(t)$ can be derived from the ordinary differential equation

$$\frac{d\varphi}{dt} = \mp \frac{M_P}{\sqrt{24\pi}} \frac{W'(\varphi)}{\sqrt{W(\varphi)}}, \quad (8)$$

while the exact form of potential V will follow from:

$$V(\varphi) = W(\varphi) - \frac{1}{6} \frac{M_P^2}{8\pi} \frac{(W'(\varphi))^2}{W(\varphi)}. \quad (9)$$

As for the scale factor $a(t) = \exp(\int H(t) dt)$, it can be derived by substitution of $\varphi(t)$ from (8) into (7) and the consequent integration.

An integration of (8) gives rise to the constant t_0 , which appears because of a translational invariance of Einstein–Friedman equations, and can be assimilated by a translation $t \rightarrow t + \text{const}$. In order for solution $\varphi = \varphi(t; t_0, C)$ to be general it should also contain a second independent constant C . This constant can be calculated if one considers (9) as a differential equation w.r.t. variable $W(\varphi)$ with given $V(\varphi)$, for it is the general solution of this equation that would contain the thought after integration constant C . Thus, we can now formulate the following

Proposition 1 *If for a given $V(\varphi)$ the general solution of equation (9) is $W = W(\varphi, C)$, the general solution of the Friedman equations (2), (3) $\varphi(t; t_0, C)$ exactly corresponds to the general solution of (8).*

Remark 1 *The case $W = 0$ shall be considered separately. It is easy to verify that for any given $V \leq 0$ one gets $H = 0$ ($a(t) = a_0 = \text{const}$ – stationary universe), and that the general solution of (2), (3) contains a single integration constant:*

$$\begin{cases} \int \frac{d\varphi}{\sqrt{-2V(\varphi)}} = \pm(t_0). & V \neq 0 \\ \varphi = \varphi_0 & V = 0 \end{cases}$$

This formula demands caution while choosing the sign of potential $V(\varphi)$. The obvious choice would be a non-positive function V that would result in a real-valued integral (see [18]). However, while it is true that the positive-valued potentials in general lead to the complex values of φ , it doesn't necessarily mean that only the non-positive potentials are physically significant. For example, despite the obvious positiveness of the potentials $V(\varphi) = \varphi^{2-1/(2n)}$, $\varphi > 0$, $n \in \mathbb{N} = \{1, 2, \dots\}$, all of them yield the real-valued φ .

As we can see, the problem is now reduced to a task of finding the general solution of (9) for a given $V(\varphi)$.

The following theorem provides a connection between the full energy density of the scalar field $W(\varphi, C)$, the potential $V(\varphi)$ and the solution of the Abel equation of 1st kind.

Theorem 1 *Let $x = 4\sqrt{3}\pi/M_P \varphi$, $\chi = \ln|V|$, $\kappa \pm 1$. For a given $V(\varphi)$ the corresponding Hamiltonian $W = W(x, C)$ is defined as*

$$W(x, C) = V(x) \left(1 + \frac{1}{y^2 - 1} \right), \quad (10)$$

where $y = y(x, C) \neq \pm 1$ is a general solution of Abel equation of 1st kind:

$$y' = -\frac{1}{2}(y^2 - 1)(\kappa - \chi'y). \quad (11)$$

Moreover, the special case $V = 0$ occurs if and only if $y = \pm 1$ and hamiltonian W has the form:

$$W = Ce^{\kappa x}.$$

The proof of the theorem can be performed by a direct calculation.

3 The $m^2\varphi^2/2$ model: inflation and slow-rolling condition

The Abel representation (11) of the Friedman equations (2), (3) can be extremely useful even in those cases when one cannot find its exact solution. For

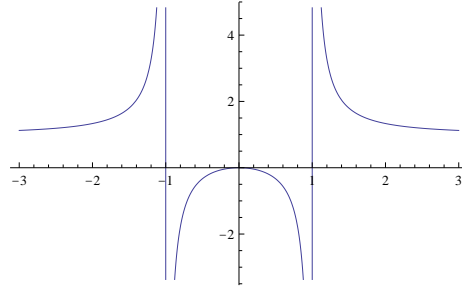


Figure 1: A graph of function $\theta(y)$. It can be seen that the range of θ is $(-\infty, 0] \cup (1, +\infty)$.

example, let us consider the popular cosmological model with the quadratic potential

$$V(\varphi) = \frac{m^2 \varphi^2}{2}. \quad (12)$$

The corresponding Abel equation is non-integrable; however, it still allows for a rather effective way to study the possible occurrence of inflation and the natural exit from it.

Let us introduce the quantity: $\theta(y)$:

$$\theta(y) = 1 + \frac{1}{y^2 - 1}.$$

The graph of $\theta(y)$ is represented on (fig. 1).

The definition (5) together with (11) implies that

$$\frac{\dot{\varphi}^2}{2} = V(\theta - 1). \quad (13)$$

For the rest of this paper we will assume that $V \geq 0$ and $y \notin (-1, 1)$, since this will guarantee that $\dot{\varphi}^2 > 0$. However, we would like to point out that the negative values of θ can not be regarded as entirely unphysical, for they correspond to the so called “phantom fields” – a notion that has recently received a fair share of attention (see, for example, [19, 20, 21, 22, 23, 24, 25, 26]).

The slow-rolling condition

$$\frac{\dot{\varphi}^2}{2} \ll |V|$$

can be rewritten as

$$\frac{V}{|V|} (\theta(y) - 1) \ll 1. \quad (14)$$

Since (12) requires $V \geq 0$, (14) is satisfied for any $|y| \gg \sqrt{2}$.

An inflation takes place whenever $\ddot{a}(t)/a(t) > 0$. This condition is identical to inequality $\rho + 3p < 0$, which can in turn be reduced to $\theta(y) < 3/2$ and,

finally, to $|y| > \sqrt{3}$. The pressure p will be negative if $\theta(y) < 2$ or $|y| > \sqrt{2}$. Hence, we can determine the ranges for the values of y that would correspond to the different stages of the universe's evolution (table 1). Thus, inflation might

Table 1:

	Slow-rolling	Inflation	Negative pressure
I: $\ll y_* < y < \infty$	yes	yes	yes
II: $\sqrt{3} < y < y_*$	no	yes	yes
III: $\sqrt{2} < y < \sqrt{3}$	no	no	yes
IV: $y < \sqrt{2}$	no	no	no

actually continue even after the slow-rolling condition has been compromised, because when y crosses the range II, the inflation would still be maintained up to the point when y would finally reach $\sqrt{3}$.

4 An application of the Abel equation of the 1st kind for analysis of the inflation in the model $m^2\varphi^2/2 + \lambda\varphi^4/4$

4.1 The Abel equation of the 1st kind for the model $m^2\varphi^2/2 + \lambda\varphi^4/4$

Let us start by writing down the Abel equation of the 1st kind for a potential $m^2\varphi^2/2 + \lambda\varphi^4/4$ in form (11). (As before, we restrict ourselves to the case $k = 0$ for the flat universe.)

Following Theorem 1, after substitution

$$\varphi = \frac{x}{4\sqrt{3}\pi} M_P \quad (15)$$

we get a potential (4) as a function of x :

$$V(x) = \frac{\lambda}{96\pi} x^2 \left(1 + \frac{1}{96\pi} x^2 \right) M_P^4, \quad (16)$$

assuming $m^2 = \lambda M_P^2$, according to [11]. The Abel equation of the 1st kind, corresponding to the Friedman equations (2), (3), becomes

$$y' = -\frac{1}{2} (y^2 - 1) \left(1 - \left(\frac{2}{x} + \frac{2x}{96\pi + x^2} \right) y \right), \quad (17)$$

The scalar field φ is directly proportional to x . The connection between the rate of change of the scalar field $\dot{\varphi}$ and x , \dot{x} and y can be found from (5) after substitution of the expression (15).

4.2 The initial conditions leading to inflation

According to the table 1 in the section 3, if we want the inflation to occur, the solution of the Abel equation (17) has to be greater than $\sqrt{3}$ for a certain interval of values of x . Since the scalar field is proportional to x and decreases during the inflation, the interval in question should belong to the interval $[0, x_0]$, where x_0 is the initial value of a scalar field.

As a first step, the minimal initial values $y_0 = y(x_0)$ were found, such that the corresponding solutions of the Abel equation (17) (fig. 2) remained finite.

¹ The solutions of equation (17) were derived by the computer algebra system

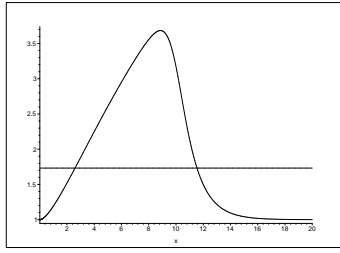


Figure 2: The plot of the solution of the Abel equation (17) for the initial values $y(12) = 1,5$

Maple. The plots of y_0 for corresponding x_0 are displayed on the fig. 4. There one can see that an increase in x_0 leads to a decrease of a minimal y_0 necessary for inflation to occur. Up to $x_0 = 2.7$ there are no finite solutions of the equation (17) which are more than $\sqrt{3}$ in the range of x on the left of x_0 , therefore, $x_0 < 2.7$ should be excluded from the further search for those initial conditions that would be sufficient for the inflation's occurrence.

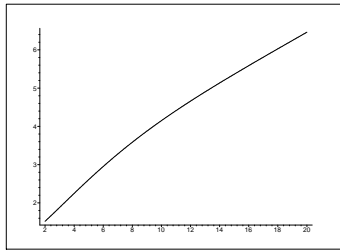


Figure 3: The plot of maximal y_0 , which provide finite solutions of the Abel equation (17), for corresponding x_0

¹The singular solutions were not considered in this paper. The plot of maximal y_0 for corresponding x_0 still providing the finite solutions is on fig. 3. It is presumed that the singularity arises because of the violation of a Lipschitz condition [16]

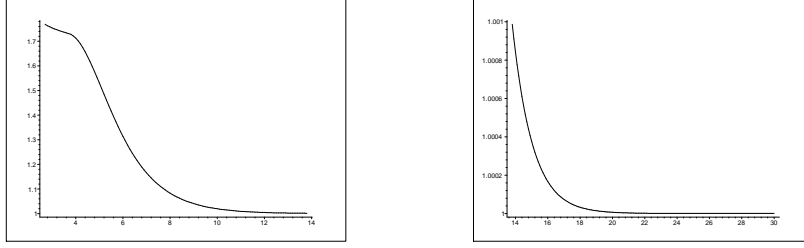


Figure 4: The plot of minimal y_0 , which provide finite solutions of the Abel equation (17), and for which this solutions are more than $\sqrt{3}$ on some range of the x axis, for corresponding x_0

4.3 The sufficient initial conditions for inflation to occur

Two parameters were chosen as the measures of the inflation: the logarithm of the ratio between the scale factor values at points $y(x_f) = \sqrt{3}$ ($x_f < x_i$) and $y(x_i) = y_i$ ($y_i \geq \sqrt{3}$, $x_i \leq x_0$), and the time interval separating these two moments. These parameters predicts an inflation provided the following estimates are true:

$$\ln \frac{a_f}{a_i} \gtrsim 100,$$

$$t_f - t_i \lesssim 1.9 \cdot 10^8 \text{ M}_\text{P}^{-1},$$

where a_i , t_i are the values of the scale factor and time when $y(x_i) = y_i$, and a_f , t_f are, correspondingly, the value of the scale factor and the time when $y(x_f) = \sqrt{3}$.

To estimate $\ln \frac{a_f}{a_i}$ and $t_f - t_i$ we use the fact that $\frac{d(\ln a)}{dt} = H$. Recalling (5), (7), (10), (16) yields

$$d(\ln a) = H(x) dt = H(x) \frac{dt}{dx} dx = \pm \frac{1}{6} \sqrt{\frac{W(x)}{W(x) - V(x)}} dx = -\frac{1}{6} y(x) dx.$$

The choice of a minus sign is based on assumption that the universe is experiencing the inflation, thus making the Hubble parameter positive, and the rate of change of scalar field – negative.

Next,

$$\ln \frac{a_f}{a_i} = -\frac{1}{6} \int_{x_i}^{x_f} y(x) dx = \frac{1}{6} \int_{x_f}^{x_i} y(x) dx,$$

so, using (5), (10), (16), we have

$$t_f - t_i = -\frac{\text{M}_\text{P}}{4\sqrt{\pi}} \int_{x_i}^{x_f} \frac{dx}{\sqrt{W(x) - V(x)}} = \frac{\text{M}_\text{P}}{4\sqrt{\pi}} \int_{x_f}^{x_i} \sqrt{\frac{y^2(x) - 1}{V(x)}} dx.$$

The consequent numeric integration yields the required estimate.

To find the minimal values (x_0, y_0) , which are necessary for inflation to occur, we choose the following steps: $h_x = 0.1$ for x_0 , $h_y = 0.001$ for y_0 . It is determined that inflation can occur if the initial values are more than $x_0 = 65.2$, $y_0 = 16.573$, which correspond to the scalar field value $\varphi_0 = 5.3 M_P$ and its rate of change value $\dot{\varphi}_0 = -1.2 \cdot 10^{-7} M_P^2$ for $\lambda = 10^{14}$. In this case $\ln \frac{a_f}{a_i}$ and $t_f - t_i$ have the respective values 100.0 and $1.1 \cdot 10^8 M_P^{-1}$. During the inflationary phase y_0 decreases sharply along with the increase of x_0 , just as plotted on fig. 5.

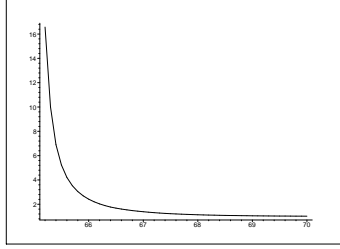


Figure 5: The plot of a minimal $y_0(x_0)$, sufficient for an inflation to occur. ($\lambda = 10^{-14}$)

4.4 How the initial values (x_0, y_0) affect the e-folds number and the time span of inflation

The plots of the e-folds number and the inflationary time span are displayed on figs. 6 and 7 respectively. One can notice that the e-folds number $P_{inf} = \ln \frac{a_f}{a_i}$ and time period $t_{inf} = t_f - t_i$ grow fast when $y_0 \gtrsim 1$ and increases. However, the bigger y_0 gets the lesser its effect becomes. An increase of x_0 leads to a growth of both the e-folds number and inflationary time span. Also one can note that the dependence of the P_{inf} and t_{inf} with y_0 is smaller for greater x_0 . The values of the e-folds number and the time span of inflation for different x_0 , y_0 are shown in the tables 2, 3. They contain the ratio between the inflation

Table 2:

y_0	$\frac{P_{inf}(x_0=400)}{P_{inf}(x_0=200)}$	$\frac{t_{inf}(x_0=400)}{t_{inf}(x_0=200)}$	$\frac{P_{inf}(x_0=600)}{P_{inf}(x_0=200)}$	$\frac{t_{inf}(x_0=600)}{t_{inf}(x_0=200)}$
10	3,941	1,19025	8,840	1,30152
20	3,940	1,19014	8,834	1,30138
30	3,939	1,19010	8,831	1,30132

time and e-folds number for $y_0 = 10$, $y_0 = 20$, $y_0 = 30$ and $x_0 = 200$, $x_0 = 400$, $x_0 = 600$. From the table 2 it appears that doubling and tripling of x_0 with y_0 fixed leads to the growth of the e-folds number which is more noticeable than

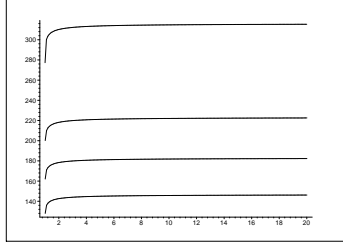


Figure 6: The plot of the relation between the e-folds number and y_0 for different x_0 (top-down $x_0 = 120$, $x_0 = 100$, $x_0 = 90$, $x_0 = 80$)

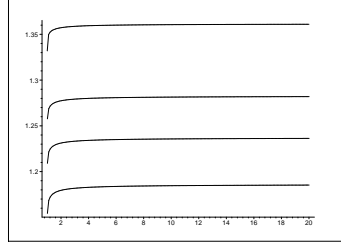


Figure 7: The plot of the relation between the time of inflation $t_{inf} \cdot 10^{-8} M_P^{-1}$ and y_0 for different x_0 (top-down $x_0 = 120$, $x_0 = 100$, $x_0 = 90$, $x_0 = 80$)

Table 3:

x_0	$\frac{P_{inf}(y_0=20)}{P_{inf}(y_0=10)}$	$\frac{t_{inf}(y_0=20)}{t_{inf}(y_0=10)}$	$\frac{P_{inf}(y_0=30)}{P_{inf}(y_0=10)}$	$\frac{t_{inf}(y_0=30)}{t_{inf}(y_0=10)}$
200	1,0011	1,00015	1,0015	1,00021
400	1,0005	1,00006	1,0007	1,00008
600	1,0004	1,00004	1,0005	1,00005

that of an inflationary time span. The data in table 3 shows that an increase in y_0 results in a slow growth of the e-folds number and a slower growth of the inflation's duration while x_0 is constant.

4.5 How the scalar field and its rate of change depend on the x and y values

Expression (15) establishes a relationship between the scalar field and the x value

$$\varphi = \frac{x}{4\sqrt{3}\pi} M_P = 8,1 \cdot 10^{-2} \cdot x M_P.$$

The corresponding relationship between the rate of change of a scalar field and the x and y variables can be obtained from the equations (5), (10), (15), (16)

$$\dot{\varphi} = -\frac{\sqrt{2\lambda}}{96\pi} \frac{x\sqrt{96\pi+x^2}}{\sqrt{y^2-1}} M_P^2 = -4,7 \cdot 10^{-10} \cdot \frac{x\sqrt{96\pi+x^2}}{\sqrt{y^2-1}} M_P^2, \quad (18)$$

for $\lambda = 10^{-14}$, $m^2 = \lambda M_P^2$. We use the values $y > 1$ to resolve the equation (17) in this case [16]. We choose the minus sign, since during the evolution the rate of change of the scalar field has to be negative. The example of its evolution during the inflationary phase is displayed on the fig. 8.

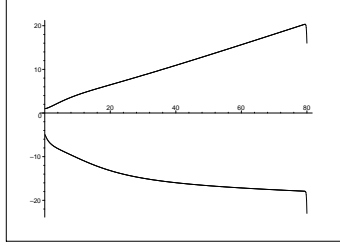


Figure 8: The graphs of the solution of the Abel equation (17) (upper curve) for the initial conditions $y(80) = 16$ and the corresponding rate of change of the scalar field $\dot{\varphi} \cdot 5 \cdot 10^8 \text{ M}_\text{P}^2$ during its evolution (lower curve)

As a next step, let us turn our attention to the slow-rolling condition. More specifically, let us find out those y for whom the slow-rolling condition breaks down:

$$\frac{1}{2}\dot{\varphi}^2 \ll |V(\varphi)|$$

or

$$\frac{\dot{\varphi}^2}{2|V(\varphi)|} \ll 1. \quad (19)$$

Under the assumption that $\frac{1}{2}\dot{\varphi}^2$ has to be at least ten times smaller than $|V(\varphi)|$, we determine that the slow-rolling condition is violated when $y \lesssim \sqrt{11}$.

Now, what can be said about an influence that the initial value of the scalar field φ_0 and initial ratio $2\frac{|V(\varphi_0)|}{\dot{\varphi}_0^2}$ have on the e-folds number and the inflation time? From the expression (4.5) we get

$$x_0 = \frac{4\sqrt{3}\pi}{\text{M}_\text{P}}\varphi_0, \quad (20)$$

and from (19)

$$y_0 = \sqrt{2\frac{V(\varphi_0)}{\dot{\varphi}_0^2} + 1}. \quad (21)$$

In the subsection 4.4 we have shown that the increase in x_0 and y_0 leads to a growth of the e-folds number and inflation time, and the y_0 effect is insignificant when $y_0 \gtrsim 2$. Moreover, y_0 , which is necessary for inflation to occur, decreases when x_0 grows. Thus, from the expressions (20), (21) one can draw the conclusion that the inflation occurrence, the e-folds number and the time of inflation all have a strong dependence on the initial value of the scalar field φ_0 and a weak dependence on the initial ratio between the potential and kinetic terms of the energy density of the scalar field. The e-folds number and inflation time increase with the initial value of the scalar field rising, according to the expression (20). An increase in the initial rate of change results in a decrease

in y_0 , and the e-folds number and inflation time diminish slowly. If $|\dot{\varphi}_0|$ is big enough, y_0 becomes of the order of 1 and P_{inf} and t_{inf} decrease considerably. Thus, the choice of the initial value of a scalar field has a strong impact on both the beginning and intensity of the inflationary phase, while the impact of the initial *rate of change* of φ remains comparatively little until $2|V(\varphi_0)|/\varphi_0^2 \gtrsim 3$. So, $V(\varphi_0)$ grows while φ_0 increases, and after that bigger and bigger values of $|\dot{\varphi}_0|$ becomes necessary for a violation of this condition and an abrupt decrease of P_{inf} and t_{inf} .

The natural exit from inflation occurs when $y < \sqrt{3}$, as shown in [16].

4.6 How the initial values of a scalar field and the energy ratio affect the slow-rolling condition and the process of inflation.

It is a safe claim that, should the scalar field get big enough, the slow-rolling condition would follow regardless of an initial ratio between the potential and kinetic terms of its energy density. In other words, the bigger the scalar field gets, the smaller an influence of the ratio ends up being. For example, for $x_0 = 100$ (which corresponds to $\varphi_0 = 8.05 \text{ M}_\text{P}$) the slow-rolling condition fails when $2|V(\varphi_0)|/\dot{\varphi}_0^2 \lesssim 10^{-18}$, and for $x_0 = 200$ ($\varphi_0 = 16.1 \text{ M}_\text{P}$) the failure occurs only when $2|V(\varphi_0)|/\dot{\varphi}_0^2 \lesssim 10^{-21}$ for $\lambda = 10^{-14}$. The plot on the fig. 9 shows minimal y_0 for corresponding x_0 , which is necessary for solution of Abel equation (17) to be more than $\sqrt{11}$ on some range of values of x located on the left of x_0 . These values satisfy the slow-rolling condition. The fig. 10 combines

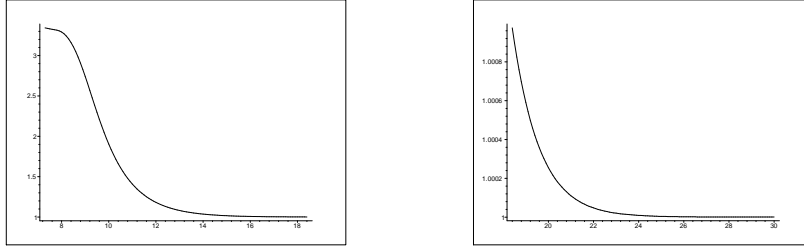


Figure 9: The plot of minimal y_0 , which provide finite solutions of the Abel equation (17), and for which this solutions are more than $\sqrt{11}$ on some range of the x axis, for corresponding x_0

two plots of y_0 for corresponding x_0 , for which solutions of equation (17) exceed $\sqrt{3}$ and $\sqrt{11}$. From the figures one can notice that y_0 required for the slow-rolling condition to occur diminishes as x_0 grows, i.e. the bigger initial value of the scalar field imposes less restrictions on its initial rate of change.

However, although for $\lambda = 10^{-14}$ the slow rolling condition occurs when $\varphi_0 = 0.6 \text{ M}_\text{P}$ and $\dot{\varphi}_0 = -2.0 \cdot 10^{-8} \text{ M}_\text{P}^2$, the condition $\ln \frac{a_f}{a_i} \gtrsim 100$ requires $\varphi_0 = 5.3 \text{ M}_\text{P}$ and $\dot{\varphi}_0 = -1.2 \cdot 10^{-7} \text{ M}_\text{P}^2$, so even if the slow-rolling condition

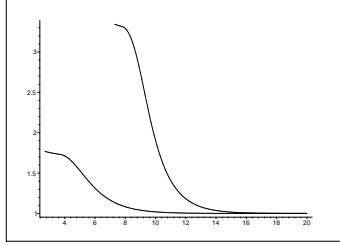


Figure 10: The plots of the minimal $y_0(x_0)$ that (on some interval of x axis) yields the finite solutions of Abel equation (17) bigger than $\sqrt{3}$ (lower curve) and $\sqrt{11}$ (upper curve), correspondingly.

risks but $\varphi_0 < 5.3 \text{ M}_\text{P}$, we will only have a “mild” version of inflation with $\ln \frac{a_f}{a_i} \lesssim 100$.

In order to estimate the influence of the slow-rolling condition on inflation for different x_0 , we have plotted the graphs of two relations: first, the one involving the percentage of all e-folds happening during the slow-rolling phase (as opposed to the total number of e-folds that is due to inflation in general), and the other one of the percentage of inflationary time spent during the slow-rolling phase. Both graphs are plotted as functions of x_0 for the value $y_0 = 0,001$ (fig. 11 and fig. 12 respectively). On the figures one can see that the slow-rolling

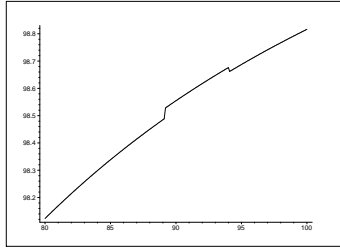


Figure 11: The percentage of a number of e-folds arising during the slow-rolling phase as a function of x_0 for $y_0 = 1,001$.

condition is indeed satisfied during the bigger part of an inflationary phase. As a matter of fact, it lasts for approximately 82% of the inflationary phase and accounts for as much as 98% of the total e-folds number. If the initial value of the scalar field increases while the initial ratio between the potential and kinetic terms remains constant, those numbers get even bigger, although the actual growth during the inflation slows down. On the other hand, a comparable increase of the initial ratio between the potential and kinetic terms (with the constant initial value of the scalar field), would leave the percentages virtually unscathed, yielding only a minor increase in numbers (fig. 13).

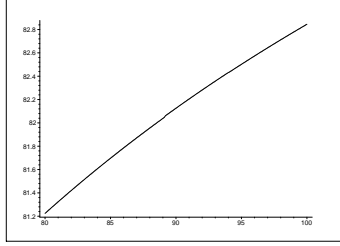


Figure 12: The percentage of inflation's time spent during the slow-rolling phase as a function of x_0 for $y_0 = 1,001$.

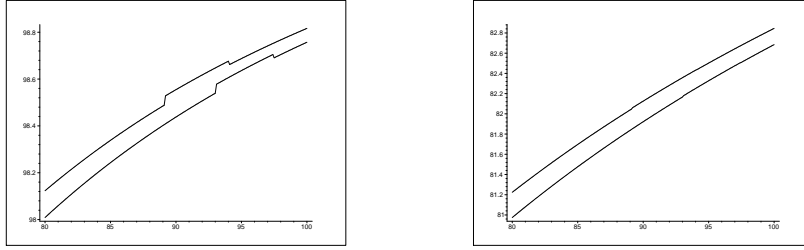


Figure 13: The percentages of the e-folds number (left) and duration (right) of the slow-rolling phase as functions of x_0 for $y_0 = 1,25125$ (upper curve) and $y_0 = 1,001$ (lower curve)

4.7 The comparative study of $m^2\varphi^2/2 + \lambda\varphi^4/4$, $m^2\varphi^2/2$ and $\lambda\varphi^4/4$ models

For a finishing touch, let us compare the inflationary dynamics of three models: $m^2\varphi^2/2 + \lambda\varphi^4/4$, $m^2\varphi^2/2$ and $\lambda\varphi^4/4$ (table 4). The Abel equations describing the two latter models are:

$$y' = -\frac{1}{2}(y^2 - 1) \left(1 - \frac{2y}{x}\right), \quad (22)$$

$$y' = -\frac{1}{2}(y^2 - 1) \left(1 - \frac{4y}{x}\right). \quad (23)$$

The appropriate graphs of solutions of equations (17), (22) and (23) can be seen on fig. 14.

Table 4 shows that the inflationary dynamics in $m^2\varphi^2/2 + \lambda\varphi^4/4$ and $\lambda\varphi^4/4$ impose the lower bounds on initial values that are actually much higher than in $m^2\varphi^2/2$ case, thanks to the fact that for $\varphi \gg 1$ the scalar field of the latter changes much slower than it does for the first two. Moreover, it appears that the slow-rolling stage in $m^2\varphi^2/2$ accounts for considerably bigger chunk of the inflationary phase than it does in the other two cases. The same is true for the

Table 4: The comparison of the results for $m^2\varphi^2/2 + \lambda\varphi^4/4$, $m^2\varphi^2/2$ and $\lambda\varphi^4/4$ models with $\lambda = 10^{-14}$, $m^2 = \lambda M_{\text{P}}^2$

$V(\varphi)$	$\frac{m^2\varphi^2}{2} + \frac{\lambda\varphi^4}{4}$	$\frac{m^2\varphi^2}{2}$	$\frac{\lambda\varphi^4}{4}$
$V(x)$	$\frac{\lambda}{96\pi}x^2(1 + \frac{1}{96\pi}x^2) M_{\text{P}}^4$	$\frac{\lambda}{96\pi}x^2 M_{\text{P}}^4$	$\frac{\lambda}{9216\pi^2}x^4 M_{\text{P}}^4$
Minimal φ_0 and $\dot{\varphi}_0$, sufficient for inflation to occur			
x_0	62.5	48.8	69.2
y_0	16.573	21.615	16.694
φ_0, M_{P}	5.3	4.0	5.6
$\dot{\varphi}_0, M_{\text{P}}^2$	$-1.2 \cdot 10^{-7}$	$-1.8 \cdot 10^{-8}$	$-1.3 \cdot 10^{-7}$
E-folds number	100.0	100.0	100.0
Inflation time $t_{inf}, M_{\text{P}}^{-1}$	$1.1 \cdot 10^8$	$2.2 \cdot 10^8$	$1.1 \cdot 10^8$
Minimal requirements on φ_0 and $\dot{\varphi}_0$ for the slow-rolling phase			
x_0	7.3	6.2	12.8
y_0	3.343	3.361	3.339
φ_0, M_{P}	5.3	4.0	5.6
$\dot{\varphi}_0, M_{\text{P}}$	0.6	0.5	1.0
$\dot{\varphi}_0 M_{\text{P}}^2$	$-2.0 \cdot 10^{-8}$	$-1.6 \cdot 10^{-8}$	$-2.4 \cdot 10^{-8}$

e-folds number. Hence, although all three models yield the same e-folds number, the initial value of the scalar field for the $m^2\varphi^2/2$ potential ends up being the smallest of the three, while the duration of inflation happens to be the longest. The models $m^2\varphi^2/2 + \lambda\varphi^4/4$ and $\lambda\varphi^4/4$ are quite similar to each other, but in the first case the e-folds number associated with the slow-rolling condition is bigger, and the minimal φ_0 necessary for inflation to occur is smaller than in the second case.

As for the minimal initial rate of change of the scalar field, it is only natural for its absolute value to decrease along with the initial value of the scalar field, since the small value of $2|V(\varphi_0)|/\dot{\varphi}_0^2$ is more favorable for the inflation per se.

5 Conclusion

In this paper we have shown that the existing connection between the Einstein–Friedman equations and the Abel equation can be successfully used as a primary means of analysis of many important cosmological models. In particular, we have applied it to the study of the inflationary dynamics in the models describing the flat homogenous isotropic universe filled with scalar field φ with the potential $m^2\varphi^2/2 + \lambda\varphi^4/4$. It has been found that:

- in most models the slow-rolling condition arises naturally during the dynamics of the scalar field; the necessary criterion for its absence is the

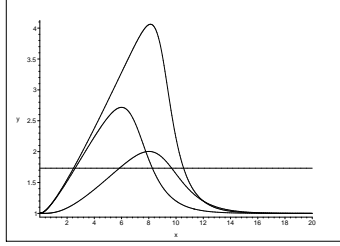


Figure 14: The plots of the solutions of the Abel equations, corresponding to models $m^2\varphi^2/2 + \lambda\varphi^4/4$ (center curve), $m^2\varphi^2/2$ (upper curve), $\lambda\varphi^4/4$ (lower curve), for the initial value $y(12) = 1,5$

small initial ratio between the potential and kinetic terms of the scalar field energy density; the growth of the initial value of the scalar field leads to a decrease of a necessary ratio; for example, if $\varphi_0 = 8.5 M_P$ then the slow-rolling condition cannot occur when $2|V(\varphi_0)|/\dot{\varphi}_0^2 \lesssim 10^{-18}$;

- the e-folds number and the time span of inflation both grow with the increase in the initial value of the scalar field and/or initial ratio between the potential and kinetic terms, although the time span grows noticeably slower; however, the main influence on the process of the inflation has to be attributed to the initial value of the scalar field;
- if $|\dot{\varphi}_0|$ increases while φ_0 is constant then the e-folds number and the time of inflation decrease, however, if φ_0 is big enough, the change would be negligible; the effect becomes more noticeable if $|\dot{\varphi}_0|$ is sufficiently large and $2|V(\varphi_0)|/\dot{\varphi}_0^2 \lesssim 3$;
- the ratio $2|V(\varphi_0)|/\dot{\varphi}_0^2$ has little influence on the process of inflation while $2|V(\varphi_0)|/\dot{\varphi}_0^2 \gtrsim 3$; thus, if φ_0 is big enough, the restriction on φ_0 can be relaxed, and as φ_0 grows, so does the highest possible value of $|\dot{\varphi}_0|$;
- the condition $2|V(\varphi)|/\dot{\varphi}^2 > 2$ is necessary to initiate the inflation, while the natural exit from inflation requires $2|V(\varphi)|/\dot{\varphi}^2 < 2$, i.e. the inflation begins well before the slow-rolling phase and ends some time after;
- the bigger part of the e-folds number and the time span of the inflation falls on the period of the slow-rolling condition (about 98% for the e-folds and 82% for the time); these percentages grow with the initial value of the scalar field and the initial ratio between the potential and kinetic terms of its energy density, although the former imposes bigger influence than the latter.

The results are on accord with the earlier estimates [11]. This confirms the reliability of the analysis method suggested in [16] and shows its potential for usage in other, more complicated models.

References

- [1] A. D. Linde. Chaotic inflation. *Phys. Lett.* B129 (3-4)(1983) 177-181.
- [2] A. D. Linde. Eternal Chaotic Inflation. *Mod. Phys. Lett.* A1 (2) (1986) 81-85.
- [3] A.D. Linde. A New Inflationary Universe Scenario. *Phys. Lett.* 108 (1982) 389-393.
- [4] A. Albrecht, P Steinhardt. Cosmology for Grand Unified Theories With Radiatively Induced Symmetry Breaking. *Phys. Rev. Lett.* 48 (1982) 1220-1223.
- [5] A. A. Starobinsky. Spectrum of Relict Gravitational Radiation and the Early State of the Universe. *JETP Lett.* 30 (1979) 682-685.
- [6] A. A. Starobinsky. A New Type of Isotropic Cosmological Models without Singularity. *Phys. Lett.* B91 (1) (1980) 99-102.
- [7] J. Barrow, A. Ottewill. The Stability of General Relativistic Cosmological Theory. *J. Phys. A: Math. Gen.* 16 (1983) 2757-2776.
- [8] A. Guth. Inflationary Universe: A Possible Solution to the Horizon and Flatness Problems. *Phys. Rev.* D23 (1981) 347-356.
- [9] S. Hawking, I. Moss, J. Stewart. Bubble Collisions in the Very Early Universe. *Phys. Rev.* D26 (1982) 2681-2693.
- [10] A. Guth, E. Weinberg. Could the Universe Have Recovered from a Slow First-Order Phase Transition? *Nucl. Phys.* B212 (1983) 321-364.
- [11] Linde A. Particle Physics and Inflationary Cosmology. Chur, Switzerland: Harwood 1990.
- [12] J. D. Barrow. Exact Inflationary Universes with Potential Minima. *Phys. Rev.* D49 (1994) 3055.
- [13] R. Maartens, D. R. Taylor, Roussos. Exact Inflationary Cosmologies with Exit. *Phys. Rev.* D52 (1995) 3358.
- [14] A. V. Yurov. Exact Cosmologies with Exit: from an Inflation Complex Field to Anti-inflation One. *Class. Quantum Grav.* 18 (2001) 3753-3766.
- [15] A. V. Yurov, S. D. Vereschagin. The Darboux Transformation And Exactly Solvable Cosmological Models. *Theoretical and Mathematical Physics* 139 (2004) 787-800.
- [16] A. V. Yurov, V. A. Yurov. Friedman vs Abel Equations: A Connection Unraveled. *Journal of Mathematical Physics* 51 (2010) 082503.

- [17] S. V. Chervon, V. M. Zhuravlev, V. K. Shcigolev. New Exact Solutions in Standart Inflationary Models. *Phys. Lett. B* **395** (1997) 269–273.
- [18] G. Felder, A. Frolov, L. Kofman, A. Linde. Cosmology With Negative Potentials. *Phys. Rev. D* **66** (2002) 023507.
- [19] K. Bamba, S. Capozziello, S. Nojiri, S.D. Odintsov, arXiv:1205.3421.
- [20] R. Caldwell and M. Kamionkowski, *Ann. Rev. Nucl. Part. Sci.* **59**, 397 (2009).
- [21] J. Frieman and M. Turner, *Ann. Rev. Astron. Astrophys.* **46**, 385 (2008).
- [22] A. Silvestri and M. Trodden, *Rept. Prog. Phys.*, **72**, 096901 (2009).
- [23] M. Li, X. Li, S. Wang and Y. Wang, *Commun. Theor. Phys.* **56**, 525 (2011).
- [24] A.V. Yurov, S.D. Vereshchagin, *Theor. Math. Phys.* **139** (2004) 405.
- [25] E. Elizalde, S. Nojiri and S.D. Odintsov, hep-th/0405034.
- [26] A.A. Andrianov, F. Cannata, A.Y. Kamenshchik, *Phys. Rev. D* **72** (2005) 043531.