

## GIANT X-RAY BUMP IN GRB 121027A: EVIDENCE FOR FALL-BACK DISK ACCRETION

XUE-FENG WU<sup>1,4,5</sup>, SHU-JIN HOU<sup>2</sup>, AND WEI-HUA LEI<sup>3</sup>  
*Draft version December 12, 2018*

### ABSTRACT

The most interesting discovery in GRB 121027A is the giant X-ray bump detected by *Swift*/XRT. The X-ray afterglow re-brightens sharply at  $\sim 10^3$  s since the trigger by more than two orders of magnitude in less than 200 s. This X-ray bump lasts for more than  $10^4$  s. It is quite different with typical X-ray flares. In this paper we propose a fallback accretion model to interpret this X-ray bump within the context of collapse of a massive star for long duration gamma-ray bursts. The required fallback radius  $\sim 3.5 \times 10^{10}$  cm and mass  $\sim 2.6 M_{\odot}$  imply that a significant part of the helium envelope should be survived through the mass loss during the last stage of the massive progenitor of GRB 121027A.

*Subject headings:* gamma ray burst: individual (GRB 121027A)—accretion, accretion disks—black hole physics—magnetic field

### 1. INTRODUCTION

GRB 121027A was discovered at  $T_0 = 07 : 32 : 29$  UT on 2012 October 27 by the Burst Alert Telescope (BAT) onboard the *Swift* satellite (Evans et al. 2012a) and was late accurately located by X-Ray Telescope (XRT) at a position of  $\alpha = 04\text{h } 14\text{m } 23.37\text{s}$ ,  $\delta = -58^{\circ} 49' 46.6''$  (J2000), with an uncertainty of  $2.0''$  (Beardmore et al 2012). The redshift of this burst is provisionally implied to be  $z \sim 1.77$  by Gemini South spectroscopic observation, assuming the significant absorption feature at  $7770\text{\AA}$  in the optical spectrum as the MgII doublet  $2796/2803\text{\AA}$  (Tanvir et al. 2012). It is later confirmed and accurately measured to be  $z = 1.773$  by identifying several metal absorption lines with X-shooter spectrograph (Kruehler et al. 2012). The results of data analysis of the prompt BAT observation are as follows (Barthelmy et al. 2012). The mask-weighted light curve shows a pulse with fast-rise and exponential-decay (FRED) profile plus two small peaks on the tail. The duration of GRB 121027A is  $T_{90} = 62.6 \pm 4.8$  seconds in the 15 – 350 keV band. The time-averaged spectrum is best fit by a simple power-law with the photon index  $\Gamma = 1.82 \pm 0.09$ . The fluence in the 15 – 150 keV band is  $f_{\gamma} = 2.0 \pm 0.1 \times 10^{-6}$  erg  $\text{cm}^{-2} \text{s}^{-1}$ , yielding the isotropic gamma-ray energy release  $E_{\gamma, \text{iso}} = 4\pi D_L^2 f_{\gamma} / (1+z) = 1.58 \pm 0.08 \times 10^{52}$  erg. Here we adopt the concordance cosmology with  $\Omega_m = 0.27$ ,  $\Omega_{\Lambda} = 0.73$  and  $h_0 = 0.71$ .

The XRT began observing the burst at  $T_0 + 67.4$  seconds. The XRT light curve shows several components (Evans et al. 2012b). Fig.1 shows the XRT light curve, which is the temporal evolution of the unabsorbed flux

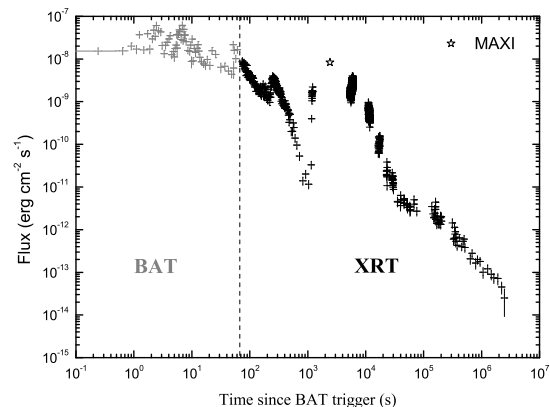


FIG. 1.— BAT (gray) and XRT (black) light curves of GRB 121027A. BAT flux are calculated at 10 keV. XRT flux are absorption-corrected in the 0.3 – 10 keV. The prompt and afterglow emission is separated with the dashed vertical line. Also plot is the Japanese MAXI/GSC observation (unfilled pentagram), whose flux has been extrapolated from the 4 – 10 keV band ( $2.4 \times 10^{-9}$  erg  $\text{cm}^{-2} \text{s}^{-1}$ ) to the 1 – 10 keV band ( $8.3 \times 10^{-9}$  erg  $\text{cm}^{-2} \text{s}^{-1}$ ).

in the 0.3 – 10 keV band (Evans et al. 2007, 2009). Initially it decays as a power-law with the temporal index  $\alpha_1 \sim 1.8$ , until an X-ray flare emerges at  $T_0 + 220$  s and lasts for  $\sim 300$  s. The decay slope of this X-ray flare is very steep,  $\alpha_2 \sim 6.6$ .

The most interesting discovery in GRB 121027A is the giant X-ray bump in the subsequent observations. The flux of the giant X-ray bump increases sharply at  $\sim T_0 + 10^3$  s by more than 2 orders of magnitude in less than 200 s. The flux is  $1.2 \times 10^{-11}$  erg  $\text{cm}^{-2} \text{s}^{-1}$  at  $T_0 + 1033$  s (Windowed Timing mode), and suddenly increases to  $1.7 \times 10^{-9}$  erg  $\text{cm}^{-2} \text{s}^{-1}$  at  $T_0 + 1198$  s (Photon Counting mode). Such “step-like” re-brightening of the X-ray bump in GRB 121027A is quite different with those of typical X-ray flares detected by *Swift* in the past 8 years. For X-ray flares, the rise and decay time scales are compatible, which are close to the peak time of the flare (e.g., Liang et al. 2006; Chincarini et al. 2010). For the giant X-ray bump of GRB 121027A, the decay

<sup>1</sup> Purple Mountain Observatory, Chinese Academy of Sciences, Nanjing 210008, China; xfwu@pmo.ac.cn

<sup>2</sup> Department of Astronomy and Institute of Theoretical Physics and Astrophysics, Xiamen University, Xiamen, Fujian 361005, China

<sup>3</sup> School of Physics, Huazhong University of Science and Technology, Wuhan, 430074, China; leiwh@hust.edu.cn

<sup>4</sup> Chinese Center for Antarctic Astronomy, Chinese Academy of Sciences, Nanjing 210008, China

<sup>5</sup> Joint Center for Particle Nuclear Physics and Cosmology of Purple Mountain Observatory and Nanjing University, Nanjing 210008, China

time scale, as shown in Fig. 1, is  $\sim 10^4$  seconds, much longer than the rising time scale. There is no XRT observation between  $T_0 + 1.2$  ks and  $T_0 + 5.3$  ks, however, the MAXI/GSC detects the X-ray counterpart of GRB 121027A with the flux  $\sim 150$  mCrab in the 4 – 10 keV band at  $T_0 + 2424$  s (Serino et al. 2012). Although the decay of the bump is not smooth and may have flaring features, its envelope can be roughly divided into two stages. Initially the decay slope is  $\sim 1.6$  until  $T_0 + 10^4$  s. After that, the decay slope is  $\sim 3.8$ . The spectrum gets softening during the decay phase. The time-averaged photon index  $\Gamma$  is  $1.66 \pm 0.20$  between  $T_0 + 5.3$  ks and  $T_0 + 11.9$  ks, while it changes to a much softened value of  $2.47 \pm 0.13$  between  $T_0 + 16.3$  ks and  $T_0 + 30$  ks. The late XRT emission is dominated by another component after  $T_0 + 50$  ks, which can be attributed to the forward shock emission. More detailed data analysis of spectra and lightcurves of BAT and XRT emission of GRB 121027A can be found in Peng et al. (2013) and Levan et al. (2013).

X-ray flares share a lot of similarities with prompt emission of GRBs, and therefore are interpreted as from late internal shocks (Burrows et al. 2005; Zhang et al. 2006; Fan & Wei 2005). As presented above, the rising behavior of the giant X-ray bump in GRB 121027A is quite different with X-ray flares, so it should have different physical origin. In Section 2 we propose and describe the fall-back accretion model. In Section 3 we apply this model to the giant X-ray bump observed in GRB 121027A. We briefly summarize our results and discuss the implication.

## 2. FALL-BACK ACCRETION MODEL

Most popular models of long-duration GRBs invoke a collapse of a massive star (Woosley 1993; Paczynski 1998; MacFadyen & Woosley 1999). The accretion of the stellar core by a central black hole (BH) fuels the prompt emission. The fall-back and accretion of the stellar envelope may have some observational consequences (Kumar et al. 2008a, 2008b). In this paper, we suggest that the X-ray bump seen in GRB 121027A is the result of this fallback accretion, as shown in Fig.2. Thus GRB 121027A may provide us a good chance to study the properties of GRB progenitor.

The fallback accretion is expected to start at the free-fall time  $t_0 = t_{fb}$  (in the following time is defined in the cosmologically local frame). The fall-back time is the time it takes a parcel of gas of the progenitor star at radius  $r_{fb}$  to fall to the center, and it is approximately equal to the free-fall time,  $t_{fb} \sim (\pi^2 r_{fb}^3 / 8GM_{\bullet})^{1/2}$ , where  $M_{\bullet}$  is the BH mass.

Following MacFadyen et al. (2001), Zhang et al. (2008), Dai & Liu (2012), the fallback accretion rate initially increases with time as  $\dot{M}_{\text{early}} \propto t^{1/2}$  until it reaches a peak value at  $t_p$ . The late-time fallback accretion behavior follows  $\dot{M}_{\text{late}} \propto t^{-5/3}$ , as suggested by Chevalier (1989). Therefore we assume that the fallback accretion rate evolves as a smooth-broken-power-law function of time,

$$\dot{M} = \dot{M}_p \left[ \frac{1}{2} \left( \frac{t - t_0}{t_p - t_0} \right)^{-\alpha_r s} + \frac{1}{2} \left( \frac{t - t_0}{t_p - t_0} \right)^{-\alpha_d s} \right]^{-1/s} \quad (1)$$

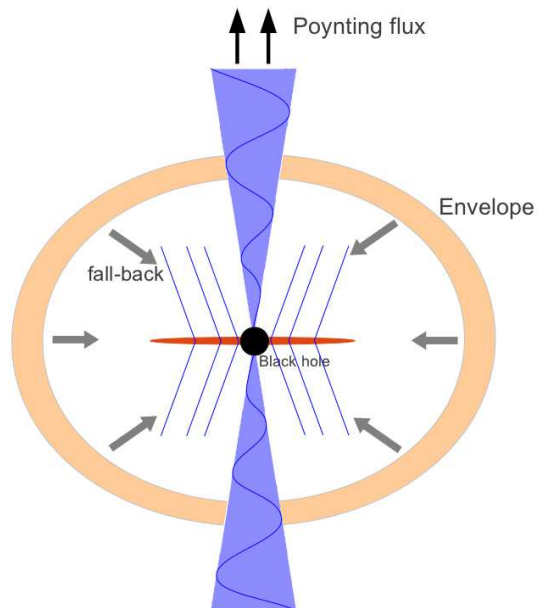


FIG. 2.— A cartoon picture of our model. The fall-back and accretion of the stellar envelope produce the X-ray bump seen in GRB 121027A. The jet is powered by the Blandford-Znajek mechanism, which extract the rotational energy of Kerr BH through large scale magnetic field (oblique and spiral lines).

where  $\alpha_r = 1/2$ ,  $\alpha_d = -5/3$  and  $s$  describes the sharpness of the peak. The dimensionless accretion rate is defined as  $\dot{m} = \dot{M}/(M_{\odot}/s)$ .

For the GRB BH central engine models, there are two main energy reservoirs to provide the jet power: the accretion energy in the disk that is carried by neutrinos and anti-neutrinos, which annihilate and power a bipolar outflow; and the spin energy of the black hole which can be tapped by a magnetic field connecting the outer world through the Blandford-Znajek (1977, hereafter BZ) mechanism. Both models have been extensively investigated by many authors (e.g., Popham et al. 1999; Lee et al. 2000; Li 2000; Narayan et al. 2001; Di Matteo et al. 2002; Kohri & Mineshige 2002; Wang et al. 2002; McKinney 2005; Gu et al. 2006; Chen & Beloborodov 2007; Janiuk et al. 2007; Lei et al. 2009; Liu et al. 2007). As suggested by Lei et al. (2013a, 2013b in preparation), the jet may be dominated by the BZ power especially at late time (Zhang & Yan 2011). For this reason, we connect the observed X-ray luminosity to the BZ power through

$$\eta \dot{E}_B = f_b L_{X,\text{iso}} \quad (2)$$

where  $\eta$  is the efficiency of converting BZ power to X-ray radiation,  $f_b$  is the beaming factor of the jet.

The BZ jet power from a BH with mass  $M_{\bullet}$  (or dimensionless mass  $m_{\bullet} = M_{\bullet}/M_{\odot}$ ) and angular momentum  $J_{\bullet}$  is (Lee et al. 2000; Li 2000; Wang et al. 2002; McKinney 2005; Lei & Zhang 2011; Lei et al. 2013)

$$\dot{E}_B = 1.7 \times 10^{50} a_{\bullet}^2 m_{\bullet}^2 B_{\bullet,15}^2 F(a_{\bullet}) \text{ erg s}^{-1}, \quad (3)$$

where  $B_{\bullet,15} = B_{\bullet}/10^{15}\text{G}$  and

$$F(a_{\bullet}) = [(1 + q^2)/q^2][(q + 1/q) \arctan q - 1]. \quad (4)$$

Here  $a_{\bullet} = J_{\bullet}c/(GM_{\bullet}^2)$  is the BH spin parameter, and  $q = a_{\bullet}/(1 + \sqrt{1 - a_{\bullet}^2})$ . For  $0 \leq a_{\bullet} \leq 1$ ,  $2/3 \leq F(a_{\bullet}) \leq \pi - 2$ .

It is obvious that the BZ power depends on  $M_\bullet$ ,  $B_\bullet$ , and  $a_\bullet$ . A strong magnetic field of  $\sim 10^{15}$  G is required to produce the high luminosity of a GRB.

As the magnetic field on the BH is supported by the surrounding disk, there are some relations between  $B_\bullet$  and  $\dot{M}$ . In a hyper-accreting flow in a GRB, it is possible that a magnetic flux is accumulated near the black hole horizon. Considering the balance between the magnetic pressure on the horizon and the ram pressure of the innermost part of the accretion flow (e.g. Moderski et al. 1997), one can estimate the magnetic field strength threading the BH horizon

$$\frac{B_\bullet^2}{8\pi} = P_{\text{ram}} \sim \rho c^2 \sim \frac{\dot{M}c}{4\pi r_\bullet^2} \quad (5)$$

where  $r_\bullet = (1 + \sqrt{1 - a_\bullet^2})r_g$  is the radius of the BH horizon, and  $r_g = GM_\bullet/c^2$ . It can be rewritten as

$$B_\bullet \simeq 7.4 \times 10^{16} \dot{m}^{1/2} m_\bullet^{-1} (1 + \sqrt{1 - a_\bullet^2})^{-1} \text{G}. \quad (6)$$

Inserting it to Equation (3), we obtain the magnetic power as a function of mass accretion rate and BH spin, i.e.

$$\dot{E}_B = 9.3 \times 10^{53} a_\bullet^2 \dot{m} X(a_\bullet) \text{ erg s}^{-1}, \quad (7)$$

and

$$X(a_\bullet) = F(a_\bullet)/(1 + \sqrt{1 - a_\bullet^2})^2. \quad (8)$$

It is found that  $X(0) = 1/6$ , and  $X(1) = \pi - 2$ . In general, a faster BH is more favorable for GRB production, as revealed also by recent GRMHD numerical simulations (Nagataki 2009, 2011).

The BH evolves with time during a GRB, since it would be spun-up by accretion while spun-down by the BZ mechanism. The evolution equations of a Kerr BH in the BZ model can be written as

$$\frac{dM_\bullet c^2}{dt} = \dot{M} c^2 E_{\text{ms}} - \dot{E}_B, \quad (9)$$

$$\frac{dJ_\bullet}{dt} = \dot{M} L_{\text{ms}} - T_B. \quad (10)$$

Since  $a_\bullet = J_\bullet c / (GM_\bullet^2)$ , by incorporating Eqs. (9) and (10), the evolution of the BH spin can be expressed by

$$\frac{da_\bullet}{dt} = (\dot{M} L_{\text{ms}} - T_B) c / (GM_\bullet^2) - 2a_\bullet (\dot{M} c^2 E_{\text{ms}} - \dot{E}_B) / (M_\bullet c^2), \quad (11)$$

where  $E_{\text{ms}}$  and  $L_{\text{ms}}$  are the specific energy and angular momentum corresponding to the inner most radius  $r_{\text{ms}}$  of the disk, respectively, which are defined as (Novikov & Thorne 1973)

$$E_{\text{ms}} = \frac{4\sqrt{R_{\text{ms}}} - 3a_\bullet}{\sqrt{3}R_{\text{ms}}}, \quad (12)$$

$$L_{\text{ms}} = \frac{GM_\bullet}{c} \frac{2(3\sqrt{R_{\text{ms}}} - 2a_\bullet)}{\sqrt{3}\sqrt{R_{\text{ms}}}}, \quad (13)$$

where  $R_{\text{ms}} = r_{\text{ms}}/r_g$  is the radius of the marginally stable orbit in terms of  $r_g$ . The expression for  $R_{\text{ms}}$  is (Bardeen et al. 1972; Page & Thorne 1974),

$$R_{\text{ms}} = 3 + Z_2 - [(3 - Z_1)(3 + Z_1 + 2Z_2)]^{1/2}, \quad (14)$$

for  $0 \leq a_\bullet \leq 1$ , where  $Z_1 \equiv 1 + (1 - a_\bullet^2)^{1/3}[(1 + a_\bullet)^{1/3} + (1 - a_\bullet)^{1/3}]$ ,  $Z_2 \equiv (3a_\bullet^2 + Z_1^2)^{1/2}$ .

In Eq. (10),  $T_B = \dot{E}_B/\Omega_F$  is the total magnetic torque applied on the BH, i.e.

$$T_B = 3.36 \times 10^{45} a_\bullet^2 q^{-1} m_\bullet^3 B_{\bullet,15}^2 F(a_\bullet) \text{ g cm}^2 \text{ s}^{-2}. \quad (15)$$

Here  $\Omega_F = 0.5\Omega_\bullet$  is usually taken to maximize the BZ power, and

$$\Omega_\bullet = \frac{c^3}{GM_\bullet} \frac{a_\bullet}{2(1 + \sqrt{1 - a_\bullet^2})} \quad (16)$$

is the angular velocity of the BH horizon.

One can calculate the evolution of the BH spin by inserting the above expressions into Eq.(11), and then study the time-dependent X-ray luminosity by substituting the evolutions of the BH spin and fallback accretion rate into Eq.(7) of the BZ power.

### 3. GRB 121027A

For GRB 121027A, the X-ray bump appears at  $\sim T_0 + 1000$  s after the GRB trigger, which, divided by  $1 + z$ , corresponds to  $t_{\text{fb}} \sim t_0 \sim 360$  s. This suggests the minimum radius around which matter starts to fall back is

$$r_{\text{fb}} \simeq 3.5 \times 10^{10} (M_\bullet/3M_\odot)^{1/3} (t_{\text{fb}}/360 \text{ s})^{2/3} \text{cm}. \quad (17)$$

The peak flux of the bump in the 1 – 10 keV band is  $F_{\text{X,peak}} > 8.3 \times 10^{-9} \text{ erg cm}^{-2} \text{ s}^{-1}$ , corresponding to a peak luminosity  $L_{\text{X,iso}}^{\text{peak}} > 1.8 \times 10^{50} \text{ erg s}^{-1}$ . From Eq. (7), we can estimate the peak accretion rate

$$\dot{M}_p \simeq 1.1 \times 10^{-4} L_{\text{X,iso},50} a_\bullet^{-2} X^{-1}(a_\bullet) \eta_{-3}^{-1} f_{\text{b},-3} M_\odot \text{ s}^{-1}, \quad (18)$$

where  $\eta_{-3} = \eta/10^{-3}$ , and  $f_{\text{b},-3} = f_{\text{b}}/10^{-3}$ .

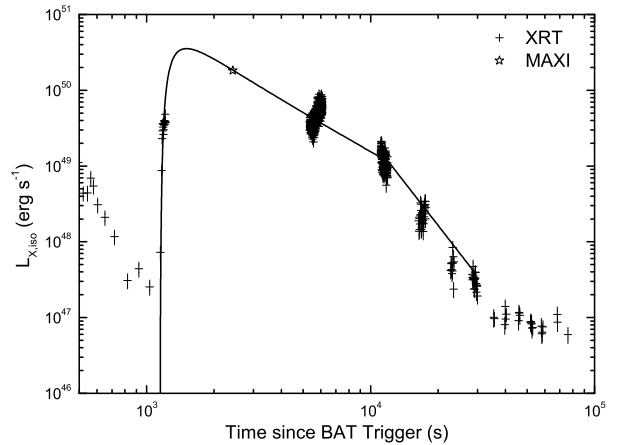


FIG. 3.— Fitting (solid line) to the X-ray bump of GRB 121027A.

The rising time of the bump is about 200 s, we thus have  $t_p - t_0 \sim 200/(1 + z) \text{ s} \sim 70$  s. By Eq.(1), the total

fallback/accreted mass should be

$$\begin{aligned} M_{\text{fb}} &\simeq \int_{t_0}^{t_p} \dot{M} dt \sim 2\dot{M}_p(t_p - t_0)/3 \\ &\simeq 5.1 \times 10^{-3} L_{X,\text{iso},50} a_{\bullet}^{-2} X^{-1} (a_{\bullet}) \eta_{-3}^{-1} f_{b,-3} M_{\odot}. \end{aligned} \quad (19)$$

From Eq.(6), the maximum magnetic field strength around BH is

$$B_{\bullet,p} \simeq 7.8 \times 10^{14} L_{X,\text{iso},50}^{1/2} m_{\bullet}^{-1} q a_{\bullet}^{-2} X^{-1/2} (a_{\bullet}) \eta_{-3}^{-1/2} f_{b,-3}^{1/2} \text{G}. \quad (20)$$

The exact values of the above parameters depend strongly on the BH spin  $a_{\bullet}$  at time  $t_p$ .

To constrain the above parameter values in GRB 121027A, we carried out numerical calculation of Eqs.(1) - (11). We obtain the time evolution of the BZ power, and compare them with the observations of the X-ray bump in GRB 121027A. In our calculation, we assume  $\eta = 10^{-3}$ ,  $f_b = 10^{-3}$ . The BH is initially set up with mass  $m_{\bullet} = 3$  and spin  $a_{\bullet} = 0$ . The calculation starts at  $t_0 = 1150/(1+z)$  s. Fig.3 shows our model fit to the X-ray bump in GRB 121027A. The parameters for the fitting are:  $\dot{m}_p = 7 \times 10^{-3}$ ,  $s = 0.35$ ,  $t_p = 1350/(1+z)$  s. The total fallback mass is  $M_{\text{fb}} = 2.6 M_{\odot}$ , which is one order of magnitude higher than that estimated with Eq. (19), which underestimates the actual duration of smoothed peak accretion (i.e.  $s = 0.35$ ). Note that for the decay phase of the bump, we focus on the temporal evolution of the envelope of XRT emission. There may be fragmentation during the fall back phase, which can account for the variations of XRT flux during the decay phase.

There is a break in the lightcurve at time  $t_b \sim 1.2 \times 10^4$  s, after which the photon index  $\Gamma$  is changed from  $1.66 \pm 0.20$  to  $2.47 \pm 0.13$ . If the central engine ceases at this time, one can expect a transition in the lightcurve from the fallback phase to the tail emission phase. In this scenario, the temporal decay index after  $t_b$  is  $\alpha = 1 + \Gamma = 3.47 \pm 0.13$  due to the curvature effect, which is consistent with the observed one (3.8). It requires that the mass fallback should stop at  $t_b$ . Therefore, remnant emission comes from high latitude and the observed XRT flux fades as  $t^{-3.8}$  for  $t > t_b$ .

#### 4. CONCLUSIONS AND DISCUSSION

The X-ray afterglow light curve of GRB 121027A is unusual. The ‘‘step-like’’ re-brightening at about 1000 s since the burst with duration longer than  $10^4$  s, we

called giant X-ray bump in this paper, is quite different with typical X-ray flares observed by *Swift*. We propose a fallback accretion model to interpret this X-ray bump within the context of collapse of a massive star for long duration GRBs. The fallback radius of  $r_{\text{fb}} \sim 3.5 \times 10^{10}$  cm and mass  $M_{\text{fb}} \sim 2.6 M_{\odot}$  for this burst require the helium envelope of the progenitor should be partly survived before the ending of the massive star. One may ask why this burst shows the fall-back signature, while most other long GRBs do not. One should have fallback always. The reason may be that in the collapsar models, the bounding shock responsible for the associated supernova transfers kinetic energy to the envelope materials. The more energetic the supernova shock, the less envelope material fall back into the center. The potential energy of the fallback material at  $r_{\text{fb}}$  is negative, whose absolute value is  $GM_{\bullet}M_{\text{fb}}/r_{\text{fb}} \sim 6 \times 10^{49}$  erg for GRB 121027A, assuming  $M_{\bullet} \sim 3M_{\odot}$ . If the kinetic energy delivered from the supernova shock is less than the potential energy, then these material will fall back. In our scenario, GRB 121027A might be accompanied with a low energy supernova, or even a failed supernova.

In this work, we do not include the magnetic coupling effect (see Eqs. 9 and 10) between the BH and the disk through closed magnetic field lines (Li & Paczynski 2000; Wang et al. 2002; Lei et al. 2009; Janiuk & Yuan 2010). Similar to the Blandford-Znajek mechanism, the magnetic coupling effect also extracts rotational energy from the spinning BH. Only if the BH spin is initially small, the magnetic coupling would act as an additional spin-up process. A similar discussion on this aspect was made by Dai & Liu (2012) within the context of the magnetar central engine model. In more general cases, the magnetic coupling effect would not significantly affect the BH spin evolution (Lei et al. 2009).

We thank Zigao Dai, Enwei Liang, Jufu Lu and Bing Zhang for helpful discussion. This work made use of data supplied by the UK Swift Science Data Centre at the University of Leicester. This work was supported by National Basic Research Program (‘‘973’’ Program) of China under Grant No. 2009CB824800 and 2013CB834900, National Natural Science Foundation of China (grants 11233006, 11003004, 11173011 and U1231101). XFW acknowledges support by the One-Hundred Talents Program and the Youth Innovation Promotion Association of Chinese Academy of Sciences.

#### REFERENCES

- Bardeen J. M., Press W. H., & Teukolsky S. A. 1972, ApJ, 178, 347  
 Barthelmy, S. D., et al. 2012, GRB Circ., 13910, 1  
 Beardmore, A. P., Evans, P. A., Goad, M. R., & Osborne, J. P. 2012, GRB Circ., 13916, 1  
 Blandford, R. D., & Znajek, R. L. 1977, MNRAS, 179, 433  
 Burrows, D. N., et al. 2005, Science, 309, 1833  
 Chen, W.-X., & Beloborodov, A. M. 2007, ApJ, 657, 383  
 Chevalier, R. A. 1989, ApJ, 346, 847  
 Chincarini, G. 2010, MNRAS, 406, 2113  
 Dai, Z. G., & Liu, R. Y. 2012, ApJ, 759, 58  
 Di Matteo, T., Perna, R., & Narayan, R. 2002, ApJ, 579, 706  
 Evans, P. A., et al. 2007, A&A, 469, 379  
 Evans, P. A., et al. 2009, MNRAS, 397, 1177  
 Evans, P. A., Gronwall, C., Krimm, H. A., Markwardt, C. B., Page, K. L., & Siegel, M. H. 2012a, GRB Circ., 13906, 1  
 Evans, P. A., Page, K. L., & Osborne, J. P. 2012b, GRB Circ., 13921, 1  
 Fan, Y. Z., & Wei, D. M. 2005, MNRAS, 364, L42  
 Gu, W. M., Liu, T., & Lu, J. F. 2006, ApJ, 643, L87  
 Janiuk, A., Yuan, Y., Perna, R., & Di Matteo, T. 2007, ApJ, 664, 1011  
 Janiuk, A. & Yuan, Y.-F. 2010, A&A, 509, 55  
 Kruehler, T., et al. 2012, GRB Circ., 13930, 1  
 Kumar, P., Narayan, R., & Johnson, J. L. 2008a, MNRAS, 388, 1729  
 Kumar, P., Narayan, R., & Johnson, J. L. 2008b, Science, 321, 376  
 Kohri, K., & Mineshige, S. 2002, ApJ, 577, 311

- Lee, H.K., Wijers, R.A.M.J., Brown, G.E. 2000, *Physics Reports*, 325, 83
- Lei, W.-H., Wang, D.-X., Zhang, L., Gan, Z.-M., Zou, Y.-C. & Xie, Y. 2009, *ApJ*, 700, 1970
- Lei, W. H., & Zhang, B. 2011, *ApJ*, 740, L27
- Lei, W. H., Zhang, B., & Liang, E. W. 2013, *ApJ* accepted
- Levan, A. J., et al. 2013, *ApJ* submitted, arXiv: 1302.2352
- Li, L.-X. 2000, *PRD*, 61, 084016
- Li, L. X., & Paczynski, B. 2000, *ApJ*, 534, L197
- Liang, E. W., et al. 2006, *ApJ*, 646, 351
- Liu, T., Gu, W. M., Xue, L., & Lu, J. F. 2007, *ApJ*, 661, 1025
- MacFadyen, A. I., & Woosley, S. E. 1999, *ApJ*, 524, 262
- MacFadyen, A. I., Woosley, S. E., & Heger, A. 2001, *ApJ*, 550, 410
- McKinney, J.C. 2005, *ApJ*, 630, L5
- Moderski R., Sikora M., Lasota J. P. 1997, in Ostrowski M., Sikora M., Madejski, G., Belgelman M., eds, *Proc. International Conf., Relativistic Jets in AGNs*. Krakow, p. 110
- Nagataki, S. 2009, *ApJ*, 704, 937
- Nagataki, S. 2011, *PASJ*, 63, 1243
- Narayan, R., Piran, T., & Kumar, P. 2001, *ApJ*, 557, 949
- Novikov, I. D., & Thorne, K. S. 1973, in *Black Holes*, ed. C. DeWitt-Morette & B. S. DeWitt (New York: Gordon & Breach), 345
- Paczynski, B. 1998, *ApJ*, 494, L45
- Page D. N., & Thorne K. S., 1974, *ApJ*, 191, 499
- Peng, F. K., Hu, Y. D., Wang, X. G., Liang, E. W., Lu, R. J., & Zhang, B., submitted
- Popham, R., Woosley, S. E., & Fryer, C. 1999, *ApJ*, 518, 356
- Serino, M., et al. 2012, *GRB Circ.*, 13908, 1
- Tanvir, N. R., Wiersema, K., Levan, A. J., Starling, R. L. C., Margheim, S., & Hayward, T. 2012, *GRB Circ.*, 13929, 1
- Wang, D. X., Xiao, K., & Lei, W. H., 2002, *MNRAS*, 335, 655
- Woosley, S. E. 1993, *ApJ*, 405, 273
- Zhang, W., Woosley, S. E., & Heger, A. 2008, *ApJ*, 679, 639
- Zhang, B., et al. 2006, *ApJ*, 642, 354
- Zhang, B. & Yan, H. 2011, *ApJ*, 726, 90