

Identifying Independencies in Causal Graphs with Feedback

Judea Pearl

Cognitive Systems Laboratory
Computer Science Department
University of California, Los Angeles, CA 90024
judea@cs.ucla.edu

Rina Dechter

Information & Computer Science
University of California, Irvine
Irvine, CA 92717
rdechter@ics.uci.edu

Abstract

We show that the d -separation criterion constitutes a valid test for conditional independence relationships that are induced by feedback systems involving discrete variables.

1 INTRODUCTION

It is well known that the d -separation test is sound and complete relative to the independencies assumed in the construction of Bayesian networks [Verma and Pearl, 1988, Geiger et al., 1990]. In other words, any d -separation condition in the network corresponds to a genuine independence condition in the underlying probability distribution and, conversely, every d -connection corresponds to a dependency in at least one distribution compatible with the network.

The situation with feedback systems is more complicated, primarily because the probability distributions associated with such systems do not lend themselves to a simple product decomposition. The joint distribution of feedback systems cannot be written as a product of the conditional distributions of each child variable, given its parents. Rather, the joint distribution is governed by the functional relationships that tie the variables together.

Spirites (1994) and Koster (1995) have nevertheless shown that the d -separation test is valid for cyclic graphs, provided that the equations are linear and all distributions are Gaussian. In this paper we extend the results of Spirites and Koster and show that the d -separation test is valid for nonlinear feedback systems and non-Gaussian distributions, provided the variables are discrete.

2 BAYESIAN NETWORKS VS. CAUSAL NETWORKS: A REVIEW

In this section we first review the basic notions and nomenclature associated with Bayesian networks, and

then we contrast these notions with those associated with recursive and nonrecursive causal models. The reader is encouraged to consult the example in section 3.1, where these notions are given graphical representations.

2.1 BAYESIAN NETWORKS

Definition 1 Let $V = \{X_1, \dots, X_n\}$ be an ordered set of variables, and let $P(v)$ be the joint probability distribution on these variables. A set of variables PA_j is said to be Markovian parents of X_j if PA_j is a minimal set of predecessors of X_j that renders X_j independent of all its other predecessors. In other words, PA_j is any subset of $\{X_1, \dots, X_{j-1}\}$ satisfying

$$P(x_j | pa_j) = P(x_j | x_1, \dots, x_{j-1}) \quad (1)$$

such that no proper subset of PA_j satisfies Eq. (1).

Definition 1 assigns to each variable X_j a select set of variables PA_j that are sufficient for determining the probability of X_j ; knowing the values of other preceding variables is redundant once we know the values pa_j of the parent set PA_j . This assignment can be represented in the form of a directed acyclic graph (DAG) in which variables are represented by nodes and arrows are drawn from each node of the parent set PA_j toward the child node X_j . Definition 1 also suggests a simple recursive method for constructing such a DAG: At the i th stage of the construction, select any minimal set of X_i 's predecessors that satisfies Eq. (1), call this set PA_i (connoting "parents"), and draw an arrow from each member in PA_i to X_i . The result is a DAG, called a *Bayesian network* [Pearl, 1988], in which an arrow from X_i to X_j assigns X_i as a Markovian parent of X_j , consistent with Definition 1.

The construction implied by Definition 1 defines a Bayesian network as a carrier of conditional independence information that is obtained along a specific order O . Clearly, every distribution satisfying Eq. (1) must decompose (using the chain rule of probability calculus) into the product

$$P(x_1, \dots, x_n) = \prod_i P(x_i | pa_i) \quad (2)$$

which is no longer order-specific. Conversely, for every distribution decomposed as Eq. (2) one can find an ordering O that would produce G as a Bayesian network. If a probability distribution P admits the product decomposition dictated by G , as given in Eq.(2), we say that G and P are *compatible*.

A convenient way of characterizing the set of distributions compatible with a DAG G is to list the set of (conditional) independencies that each such distribution must satisfy. These independencies can be read off the DAG by using a graphical criterion called *d-separation* [Pearl, 1988]. To test whether X is independent of Y given Z in the distributions represented by G , we need to examine G and test whether the nodes corresponding to variables Z *d-separate* all paths from nodes in X to nodes in Y . By *path* we mean a sequence of consecutive edges (of any directionality) in the DAG.

Definition 2 (*d-separation*) A path p is said to be *d-separated* (or *blocked*) by a set of nodes Z iff:

- (i) p contains a chain $i \rightarrow j \rightarrow k$ or a fork $i \leftarrow j \rightarrow k$ such that the middle node j is in Z , or
- (ii) p contains an inverted fork $i \rightarrow j \leftarrow k$ such that neither the middle node j nor any of its descendants (in G) are in Z .

If X, Y , and Z are three disjoint subsets of nodes in a DAG G , then Z is said to *d-separate* X from Y , denoted $(X \perp\!\!\!\perp Y|Z)_G$, iff Z *d-separates* every path from a node in X to a node in Y .

To distinguish between the graphical notion of *d-separation*, $(X \perp\!\!\!\perp Y|Z)_G$, and the probabilistic notion of conditional independence, we will use the notation $(X \perp Y|Z)_P$ for the latter. The connection between the two is given in Theorem 1.

Theorem 1

[Verma and Pearl, 1988, Geiger et al., 1990] For any three disjoint subsets of nodes (X, Y, Z) in a DAG G , and for all probability functions P , we have

- (i) $(X \perp\!\!\!\perp Y|Z)_G \implies (X \perp Y|Z)_P$ whenever G and P are compatible, and
- (ii) If $(X \perp Y|Z)_P$ holds in all distributions compatible with G , then $(X \perp\!\!\!\perp Y|Z)_G$.

An alternative test for *d-separation* has been devised by Lauritzen et al. (1990), based on the notion of moralized ancestral graphs. To test for $(X \perp\!\!\!\perp Y|Z)_G$, delete from G all nodes except those in $\{X, Y, Z\}$ and their ancestors, connect by an edge every pair of nodes that share a common child, and remove all arrows from the arcs. $(X \perp\!\!\!\perp Y|Z)_G$ holds iff Z is a cut-set of the resulting undirected graph, separating nodes of X from those of Y .

This alternative test of *d-separation* will play a major role in our proofs, hence we cast it in some extra notation. Denote by $(X \perp\!\!\!\perp^* Y|Z)_G$ the condition that Z intercepts all paths between X and Y in some undirected graph G . Let $G^{X,Y,Z}$ stand for the undirected ancestral graph obtained through Lauritzen's construction. Lauritzen's equivalence theorem amounts to asserting

$$(X \perp\!\!\!\perp^* Y|Z)_{G^{X,Y,Z}} \iff (X \perp\!\!\!\perp Y|Z)_G \quad (3)$$

Note that the operator $\perp\!\!\!\perp^*$ denotes ordinary separation in undirected graphs while $\perp\!\!\!\perp$ stands for *d-separation* in DAGs.

2.2 CAUSAL THEORIES AND CAUSAL GRAPHS

A causal theory is a fully specified model of the causal relationships that govern a given domain, that is, a mathematical object that provides an interpretation (and computation) of every causal query about the domain. Following [Pearl, 1995b] we will adapt here a definition that generalizes most causal models used in engineering and economics.

Definition 3 A causal theory is a four-tuple

$$T = \langle V, U, P(u), \{f_i\} \rangle$$

where

- (i) $V = \{X_1, \dots, X_n\}$ is a set of observed variables,
- (ii) $U = \{U_1, \dots, U_n\}$ is a set of exogenous (often unmeasured) variables that represent disturbances, abnormalities, or assumptions,
- (iii) $P(u)$ is a distribution function over U_1, \dots, U_n , and
- (iv) $\{f_i\}$ is a set of n deterministic functions, each of the form

$$x_i = f_i(pa_i, u_i) \quad i = 1, \dots, n \quad (4)$$

where PA_i is a subset of variables in V not containing X_i , and pa_i is any instance of PA_i .

We will further assume that the set of equations in (iv) has a unique solution for X_1, \dots, X_n , given any value of the disturbances U_1, \dots, U_n .¹ Therefore, the distribution $P(u)$ induces a unique distribution on the observables, which we denote by $P_T(v)$.

As in the case of Bayesian networks, drawing arrows between the variables PA_i and X_i defines a directed

¹The uniqueness assumption is equivalent to the requirement that the set of equations $\{f_i\}$, viewed as a dynamic physical system, be stable. Indeed, if V may attain two different states under the same U , it means that a small perturbation in U would result in a drastic change in V , hence, instability.

graph G_T , which we call the *causal graph* of T . However, the construction of causal graphs differs from that of Bayesian networks in two ways. First, G_T may, in general, be cyclic. Second, unlike the Markovian parents in Definition (1), PA_i are specified by the modeler based on assumed functional relationships among the variables, not by conditional independence considerations, as in Bayesian networks.²

There is a special class of causal theories, called *Markovian*, where the two specification schemes coincide.

Definition 4 A causal theory is said to be *Markovian* if two conditions are satisfied:

- (i) the theory is recursive, that is, there exists an ordering of the variables $V = \{X_1, \dots, X_n\}$ such that each X_i is a function of a subset PA_i of its predecessors

$$x_i = f_i(pa_i, u_i) \quad PA_i \subseteq \{X_1, \dots, X_{i-1}\} \quad (5)$$

- (ii) the disturbances U_1, \dots, U_n are mutually independent, that is, for all i

$$U_i \perp\!\!\!\perp \{U \setminus U_i\} \quad (6)$$

It is easy to see (e.g., [Pearl and Verma, 1991]) that the distribution induced by any Markovian theory T is given by the product in Eq. (2),

$$P_T(x_1, \dots, x_n) = \prod_i P_T(x_i | pa_i) \quad (7)$$

where pa_i are the parents of X_i in the causal graph of T . Hence, the causal graphs associated with Markovian theories coincide with the Bayesian networks induced by those theories. In general, however, the causal graphs associated with non-Markovian theories may be cyclic, and the set of independencies induced by such theories would not be represented by a DAG. The purpose of this paper is to show that those independencies nevertheless can be read off the causal graph using the d -separation test, provided two conditions are satisfied: (1) Eq. (6) holds, and (2) the variables in V are discrete.

²Definition 3 is a generalization of “structural equations” in econometrics [Goldberger, 1972], where continuous variables are normally assumed, and where the analysis is generally confined to linear systems with Gaussian noise. It should be emphasized that a set of equations as the one described in Definition 3, although sufficient for the purposes of this paper, would not, in itself, warrant the title “causal theory”. Notions of autonomy and interventions should be an integral part of any such definition because the primary function of causal theories, setting them apart from algebraic equations or regression models, is to predict the effects of unanticipated changes, e.g., external interventions not modeled in U . Each such intervention corresponds to modifying a select set of equations while keeping the others intact (see Appendix 1 in Pearl (1995a), or Pearl (1995b)).

Causal theories that obey Eq. (6) but possibly not Eq. (5) will be called *semi-Markovian*. Such theories are “complete” in the sense that all probabilistic dependencies are explained in terms of causal dependencies. We will first state our results for semi-Markovian theories and then extend them to general, non-Markovian theories.

3 THE MAIN RESULTS

Our main result is stated in the following theorem.

Theorem 2 Given a semi-Markovian causal theory T , with an associated causal graph G_T , if each variable in V has a discrete and finite domain, then

$$(X \perp\!\!\!\perp Y | Z)_{G_T} \implies (X \perp Y | Z)_{P_T} \quad (8)$$

The restriction that T be semi-Markovian is not a severe one. Theorem 2 can be extended to general, non-Markovian theories through the notion of an *augmented graph*.

Definition 5 (augmented graph) Given a causal theory T with an associated causal graph G_T , the *augmented graph* G'_T of T is a graph constructed by adding a set D of dummy root nodes to G_T , where each dummy node points at two U nodes, such that any two dependent subsets of U variables (i.e., U_1 and U_2 such that $P(u_1, u_2) \neq P(u_1)P(u_2)$) will have a common ancestor in D .

In the literature on path analysis [Wright, 1921] and structural equation models [Goldberger, 1972], it is common to designate these dummy nodes by curved, bidirected arcs connecting two disturbances. They represent unobserved common factors that the modeler has decided to keep outside the analysis.

Corollary 1 Given a general causal theory T with an associated causal graph G_T , if each variable in V has a discrete and finite domain, then

$$(X \perp\!\!\!\perp Y | Z)_{G'_T} \implies (X \perp Y | Z)_{P_T} \quad (9)$$

where G'_T is an augmented graph of T .

3.1 EXAMPLE

Consider the cyclic graph G_T shown in Figure 1, which represents a semi-Markovian causal theory given by the following four equations

$$\begin{aligned} x_1 &= f_1(u_1) \\ x_2 &= f_2(u_2) \\ x_3 &= f_3(x_1, x_4, u_3) \\ x_4 &= f_4(x_2, x_3, u_4) \end{aligned} \quad (10)$$

The disturbances (U_1, U_2, U_3, U_4) are not part of G_T , and are shown here for clarity, using dashed arrows.

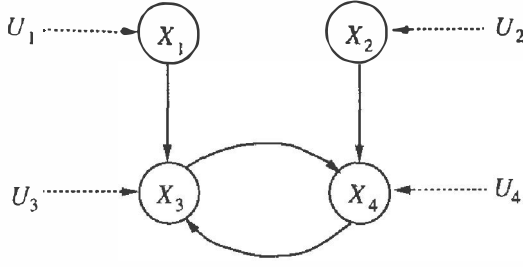


Figure 1: A cyclic graph associated with the causal theory of (10).

The augmented graph G'_T is identical to G_T , because the U 's are assumed mutually independent. (Had any two of the U 's been dependent, say U_1 and U_2 , the augmented graph G'_T would contain a dummy node as a common parent of X_1 and X_2 .)

G_T advertises two d -separation conditions

$$(X_1 \perp\!\!\!\perp X_2 | \emptyset)_{G_T} \quad (11)$$

$$(X_1 \perp\!\!\!\perp X_2 | \{X_3, X_4\})_{G_T} \quad (12)$$

These can be verified either by direct application of Definition 2, or by constructing the corresponding moralized ancestral graphs (shown in Figure 2) and noting that the graph separation conditions: $(X_1 \perp\!\!\!\perp^* X_2)_{G^{X_1 X_2}}$ and $(X_1 \perp\!\!\!\perp^* X_2 | X_3 X_4)_{G^{X_1 X_2 X_3 X_4}}$ are valid.

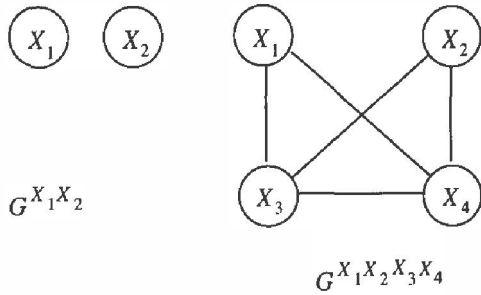


Figure 2: Moralized ancestral graphs corresponding to Eqs. (11) and (12).

The two separations advertised by G_T , Eqs. (11)–(12), represent two independence claims

$$(X_1 \perp X_2)_{P_T} \quad (13)$$

$$(X_1 \perp X_2 | X_3 X_4)_{P_T} \quad (14)$$

about the distribution $P_T(x_1, x_2, x_3, x_4)$ induced by T . Theorem 2 ensures that these claims are valid regardless of the functions (f_1, f_2, f_3, f_4) or the distributions $\{P(u_1), P(u_2), P(u_3), P(u_4)\}$, as long as X_1, X_2, X_3, X_4 are discrete and equations (10) have a unique solution for (x_1, x_2, x_3, x_4) .

We will exemplify Theorem 2 through a specific causal theory satisfying the discreteness and uniqueness con-

ditions. Consider the theory:

$$\begin{aligned} x_1 &= u_1 \\ x_2 &= u_2 \\ x_3 &= \begin{cases} g_0(x_4) & \text{if } x_1 \vee u_3 = 0 \\ g_1(x_4) & \text{if } x_1 \vee u_3 = 1 \end{cases} \\ x_4 &= \begin{cases} g_0(x_3) & \text{if } x_2 \vee u_4 = 0 \\ g_1(x_3) & \text{if } x_2 \vee u_4 = 1 \end{cases} \end{aligned} \quad (15)$$

where u_1, u_2, u_3, u_4, x_1 , and x_2 , are binary variables, $x_3, x_4 \in \{1, 2, 3, 4\}$, and the functions g_0 and g_1 are defined by

$$g_0(x) = \begin{cases} 2 & x \leq 3 \\ 3 & x = 4 \end{cases} \quad g_1(x) = \begin{cases} 4 & x \geq 2 \\ 3 & x = 1 \end{cases}$$

It is not hard to see that x_3 and x_4 have a unique solution for every value of the u 's, and it is given by:

$$(x_3, x_4) = \begin{cases} (4, 4) & \text{if } u_1 \vee u_3 = 1 \text{ and } u_2 \vee u_4 = 1 \\ (4, 3) & \text{if } u_1 \vee u_3 = 1 \text{ and } u_2 \vee u_4 = 0 \\ (3, 4) & \text{if } u_1 \vee u_3 = 0 \text{ and } u_2 \vee u_4 = 1 \\ (2, 2) & \text{if } u_1 \vee u_3 = 0 \text{ and } u_2 \vee u_4 = 0 \end{cases}$$

The reason is that each of the four compositions: $g_0 g_0, g_1 g_1, g_0 g_1$, and $g_1 g_0$ has a unique fixed point given by 2, 4, 3 and 4, respectively. This is illustrated schematically by the graphs in Figure 3.

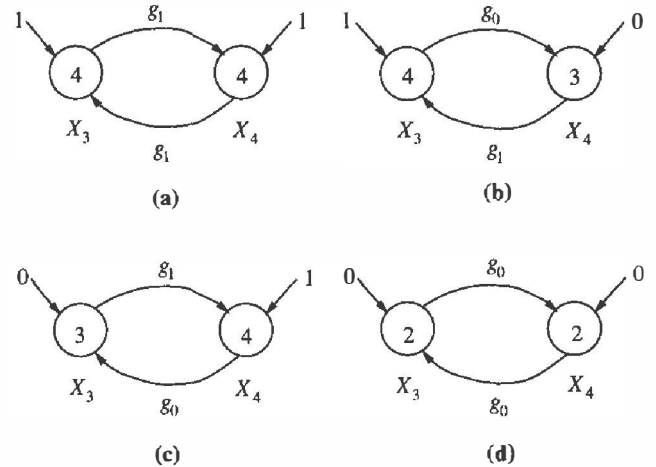


Figure 3: Showing the equilibrium solution of X_3 and X_4 for any combination of U_1, U_2, U_3, U_4 . The labels at the incoming arrows correspond the values of $u_1 \vee u_3$ and $u_2 \vee u_4$.

To verify that the independencies claimed by Eq. (13)–(14) hold in $P_T(x_1, x_2, x_3, x_4)$, we note that Eq. (13) follows from the fact the X_1 and X_2 are determined by two independent variables, u_1 and u_2 . Eq. (14) follows from the fact (see Figure 3) that each state of (x_3, x_4) dictates a unique value for $(u_3 \vee x_1, u_4 \vee x_2)$; thus, information about x_1 would not alter the probability of x_2 , and vice versa.

Note that $(X_1 \perp X_2 | X_3)$ and $(X_1 \perp X_2 | X_4)$, though not reflected in d -separations, are also valid in P_T . This is perfectly consistent with the one-way implication in Eq. (8).

4 PROOFS OF THE MAIN RESULTS

We will prove Eq. (8) in three steps, each presented as a lemma.

Lemma 3 *Let G be any directed graph, possibly cyclic. For any disjoint sets of nodes X, Y and Z of G we have*

$$(X \perp\!\!\!\perp^* Y | Z)_{G^{X,Y,Z}} \iff (G \perp\!\!\!\perp Y | Z)_G \quad (16)$$

Proof: Lemma 3 merely generalizes Eq. (3) to the case of cyclic graphs. Tracing the proof of Proposition 3 in [Lauritzen et al., 1990], we find that each step in the proof remains valid for cyclic graphs as well. Indeed, a “moralizing” edge is still added between two nodes, a and b , only if a and b share some descendant in Z . Conversely, if G contains a common descendant of a and b which is in Z , then there will be an edge between a and b in $G^{X,Y,Z}$, either a moralizing edge or an original edge of G .

Lemma 4 *Let G_C be the undirected graph associated with a set C of deterministic constraints on discrete variables $V = \{X_1, X_2, \dots, X_n\}$, such that G_C contains an edge between X_i and X_j iff there exists a constraint c in C that mentions both X_i and X_j . Further, let $n(x), X \subseteq V$, stand for the number of solutions (of C) for which $X = x$. Then, for any three disjoint sets of variables X, Y , and Z , and for every instantiation x, y , and z , of X, Y , and Z , we have*

$$(X \perp\!\!\!\perp^* Y | Z)_{G_C} \implies n(z)n(x, y, z) = n(x, z)n(y, z) \quad (17)$$

Proof: Let S_1 be a subset of the variables including X and Z , and S_2 a subset including Y and Z such that $V = S_1 \cup S_2$. (That V can always be represented this way follows from the transitivity of undirected graphs [Pearl, 1988, Eq. (3.10e), p. 94]; every node outside $X \cup Y \cup Z$ must be separated by Z from either X or Y (or both).) Denote by $n_i(x)$ the number of solutions in the set of all solutions projected on $S_i, i = 1, 2$. Since Z separates X from Y and S_1 from S_2 in the graph G_C , we have

$$n(x, y, z) = n_1(x, z)n_2(y, z) \quad (18)$$

Likewise, the separation of Z implies

$$\begin{aligned} n(x, z) &= n_1(x, z)n_2(z) \\ n(y, z) &= n_2(y, z)n_1(z) \\ n(z) &= n_1(z)n_2(z) \end{aligned}$$

Substituting these three equalities into Eq. (18) gives Eq. (17). A special case of Lemma 4 was proved in [Dechter, 1990].

Lemma 5 *Let T be a semi-Markovian theory on a set V of discrete variables, with associated probability function $P_T(v)$ and associated causal graph G_T . Then for every subset W of variables, there exists a constraint problem C_W , with the same constraint graph G_{C_W} as the moralized ancestral graph G_T^W of G_T , such that*

$$P_T(w) = \alpha n_{C_W}(w) \quad (19)$$

where α is a constant, independent of w , and $n_{C_W}(w)$ is the number of solutions of C_W that are compatible with $W = w$.

Proof: We will prove Lemma 5 by constructing the desired constraint problem, C_W , for each set W of variables.

First, we can assume without loss of generality that the variables in U are discrete. This is legitimate because when V is discrete, the domain of each U_i can be partitioned into a finite number of equivalence classes, each containing those values of U_i that are mapped (via the function f_i) into the same value of X_i .³

The next step in our construction is to replace the domain of each U_i with a new, augmented domain, in which each value u_i of U_i is copied $K_i P(u_i)$ times, where K_i is some large constant sufficient to make every $K_i P(u_i)$ term an integer.⁴ By this augmentation, we have changed our theory T to one in which all U variables are discrete and uniformly distributed. The new theory, T' , has the same causal graph as T and also induces the same probability $P_{T'}(v)$ on V . Moreover, T' possesses the desirable feature that $P_{T'}(w)$ is equal to the fraction of solutions to a constraint problem C made up of the functional constraints $\{f_i\}, i = 1, \dots, n$, defined by the theory T' .

This constraint problem is close to fulfilling the conditions of Lemma 5, save for the fact that the constraint graph associated with C is not G_T but the fully moralized graph of G_T , namely G_T^V . At this point we invoke the fact that the constraints of C are not arbitrary but are functional, namely, for every values of pa_i and u_i there is a solution for x_i . This implies that, for any set W of variables, the equations associated with non-ancestors of W do not constrain the permitted values of W and can be omitted from the analysis (as if they were universal constraints). This completes the construction of C_W as required by Lemma 5, because the constraint graph associated with C_W is precisely the moralized ancestral graph of G_T , namely, G_T^W .

³These discrete U variables were called *response function* variables in [Balke and Pearl, 1994] and *mapping* variables in [Heckerman and Shachter, 1995].

⁴We assume that $P(u_i)$ can be approximated by a rational number.

Proof of Theorem 2: Let W be the union of X, Y , and Z . By virtue of Lemma 5, it is sufficient to prove that

$$(X \perp\!\!\!\perp^* Y|Z)_{G_T^W} \implies (X \perp Y|Z)_{P_T} \quad (20)$$

The probabilistic independency on the r.h.s. of Eq. (20) amounts to the equality

$$P_T(z)P_T(x, y, z) = P_T(x, z)P_T(y, z) \quad (21)$$

(see, for example, [Pearl, 1988, page 83]. Now, let C_W be the constraint problem characterized in Lemma 5, for which we have

$$P_T(w) = \alpha n_{C_W}(w)$$

Moreover, this proportionality should hold for every subset S of W because, letting S' stand for the variables in $W \setminus S$, we can write

$$\begin{aligned} P(s) &= \sum_{s'} P(s, s') = \alpha \sum_{s'} n(s, s') \\ &= \alpha n(s) \end{aligned}$$

by the definition of $n(s)$. Therefore, proving Eq. (20) amounts to proving

$$(X \perp\!\!\!\perp^* Y|Z)_{G_T^W} \implies n(z)n(x, y, z) = n(x, z)n(y, z) \quad (22)$$

According to Lemma 4 (Eq. (17)), the equality on the r.h.s. of Eq. (22) must hold in any constraint problem C whose graph G_C satisfies the separation $(X \perp\!\!\!\perp^* Y|Z)_{G_C}$. But this separation is assured for C_W by the antecedent of Eq. (22) and by the fact that G_T^W coincides with the constraint graph of C_W .

5 CONCLUSION

We have shown that the d -separation criterion is valid for identifying independencies that result from causal mechanisms that include feedback provided that the variables are finite and discrete. Our finding should have direct application in the diagnosis of digital circuits and in programs that learn the structure of feedback systems [Richardson, 1996].

Spirtes (1994) has demonstrated, by a counterexample, that nonlinear continuous systems might violate the d -separation criterion when feedback is introduced. The results established in this paper mean that in continuous systems for which discrete-variable simulation gives a reasonable approximation, the impact of such violations is not too severe.

It should be noted, though, and this was hinted to us by an anonymous reviewer, that simulating continuous feedback systems with discrete variables is not a straightforward exercise. Simplistic attempts to replace each continuous function f_i with a discrete version of f_i would often end up with spurious instabilities, even when the original system is perfectly stable. The reason is that stability in feedback systems usually requires smooth, exponential approach toward

an equilibrium point and such approach is ruled out by discretization, resulting in local traps in the forms limit cycles.

The example presented in section 3.1 avoids such traps by ensuring that the functions $f_3(f_4(\bullet, u_4), u_3)$ and $f_4(f_3(\bullet, u_3), u_4)$ each has a unique fixed point for each value of u_3, u_4 . In general, to satisfy the unique-solution requirement of Definition 3, fixed-point conditions must be checked for every cycle in the system.

Acknowledgments

The research of J. Pearl was supported by NSF grant #IRI-9420306, Air Force grant #F49620-93-1-0421, Rockwell/Northrop MICRO grant #95-118, and gifts from Microsoft Corporation and Hewlett-Packard Company. The research of R. Dechter was supported partially by NSF grant #IRI-9157636, Air Force grant #F49620-94-1-0173 and Rockwell International grant #UCM-20775.

References

- [Balke and Pearl, 1994] A. Balke and J. Pearl. Counterfactual probabilities: Computational methods, bounds, and applications. In R. Lopez de Mantaras and D. Poole, editors, *Uncertainty in Artificial Intelligence 10*, pages 46–54. Morgan Kaufmann, San Mateo, CA, 1994.
- [Dechter, 1990] R. Dechter. Decomposing a relation into a tree of binary relations. *Journal of Computer and System Sciences*, 41(1):2–24, 1990.
- [Geiger et al., 1990] D. Geiger, T.S. Verma, and J. Pearl. Identifying independence in Bayesian networks. *Networks*, 20(5):507–534, 1990.
- [Goldberger, 1972] A.S. Goldberger. *Structural Equation Models in the Social Sciences*, volume 40. Seminar Press, New York, 1972.
- [Heckerman and Shachter, 1995] D. Heckerman and R. Shachter. A definition and graphical representation for causality. In *Proceedings of the 11th Conference on Uncertainty in Artificial Intelligence*, pages 262–273. Morgan Kaufmann, San Mateo, CA, 1995.
- [Koster, 1995] Jan T.A. Koster. Markov properties of non-recursive causal models. To appear in *Annals of Statistics*, November 1995.
- [Lauritzen et al., 1990] S.L. Lauritzen, A.P. Dawid, B.N. Larsen, and H.G. Leimer. Independence properties of directed Markov fields. *Networks*, 20(5):491–505, 1990.
- [Pearl and Verma, 1991] J. Pearl and T. Verma. A theory of inferred causation. In J.A. Allen, R. Fikes, and E. Sandewall, editors, *Principles of Knowledge Representation and Reasoning: Proceedings of the Second International Conference*, pages 441–452. Morgan Kaufmann, San Mateo, CA, 1991.

- [Pearl, 1988] J. Pearl. *Probabilistic Reasoning in Intelligence Systems*. Morgan Kaufmann, San Mateo, CA, 1988. (Revised 2nd printing, 1992.)
- [Pearl, 1995a] J. Pearl. On the testability of causal models with latent and instrumental variables. In P. Besnard and D. Poole, editors, *Uncertainty in Artificial Intelligence 11*, pages 435–443. Morgan Kaufmann, San Mateo, CA, 1995.
- [Pearl, 1995b] J. Pearl. Causal diagrams for experimental research. *Biometrika*, 82(4):669–710, 1995.
- [Richardson, 1996] T. Richardson. A discovery algorithm for directed cyclic graphs. This volume.
- [Spirtes, 1994] P. Spirtes. Conditional independence in directed cyclic graphical models for feedback. Technical Report CMU-PHIL-53, Carnegie-Mellon University, Department of Philosophy, Pittsburg, PA, 1994. To appear in *Networks*.
- [Verma and Pearl, 1988] T. Verma and J. Pearl. Causal networks: Semantics and expressiveness. In *Proceedings of the Fourth Workshop on Uncertainty in Artificial Intelligence*, pages 352–359, Mountain View, CA, 1988.
- [Wright, 1921] S. Wright. Correlation and causation. *Journal of Agricultural Research*, 20:557–585, 1921.