

Traits and Characteristics of Interacting Dirac fermions in Monolayer and Bilayer Graphene*

Tapash Chakraborty[†]

Department of Physics and Astronomy, University of Manitoba, Winnipeg, Canada R3T 2N2

Vadim M. Apalkov

Department of Physics and Astronomy, Georgia State University, Atlanta, Georgia 30303, USA

(Dated: July 4, 2018)

The relativistic-like behavior of electrons in graphene significantly influences the interaction properties of these electrons in a quantizing magnetic field, resulting in more stable fractional quantum Hall effect states as compared to those in conventional (non-relativistic) semiconductor systems. In bilayer graphene the interaction strength can be controlled by a bias voltage and by the orientation of the magnetic field. The finite bias voltage between the graphene monolayers can in fact, enhance the interaction strength in a given Landau level. As a function of the bias voltage, a graphene bilayer system shows transitions from a state with weak electron-electron interactions to a state with strong interactions. Interestingly, the in-plane component of a tilted magnetic field can also alter the interaction strength in bilayer graphene. We also discuss the nature of the Pfaffian state in bilayer graphene and demonstrate that the stability of this state can be greatly enhanced by applying an in-plane magnetic field.

I. INTRODUCTION

Graphene is a monolayer of carbon atoms, which has a two-dimensional (2D) honeycomb crystal structure. The unique feature of graphene is that the single-electron low-energy dispersion has the relativistic massless form commonly attributed to the Dirac fermions, and the corresponding electron wave functions have a chiral nature [2–5]. The electronic band structure, first derived by Wallace in 1947 [6] has two valleys at two inequivalent corners, $K = (2\pi/a)(\frac{1}{3}, \frac{1}{\sqrt{3}})$ and $K' = (2\pi/a)(\frac{2}{3}, 0)$, of the Brillouin zone, where $a = 0.246$ nm is the lattice constant. The low-energy dispersion at the valleys $\xi = 1$ (K -valley) and $\xi = -1$ (K' -valley) is determined by the following relativistic massless Hamiltonian [2–5, 7, 8]

$$\mathcal{H}_\xi = \xi v_F \begin{pmatrix} 0 & p_- \\ p_+ & 0 \end{pmatrix}, \quad (1)$$

where $p_- = p_x - ip_y$, $p_+ = p_x + ip_y$, and \vec{p} is the two-dimensional momentum of an electron. Here $v_F \approx 10^6$ m/s is the Fermi velocity, which is related to the hopping integral between the nearest neighbor sites. The honeycomb lattice of graphene consists of two sublattices A and B and the two component wave functions corresponding to the Hamiltonian (1) can be expressed as $(\psi_A, \psi_B)^T$ for valley K and $(\psi_B, \psi_A)^T$ for valley K' , where ψ_A and ψ_B are wave functions of sublattices A and B, respectively.

The two components of the wave function correspond to the quantum mechanical amplitudes of finding the ‘Dirac fermion’ on one of the two sublattices. This sublattice degree of freedom is often referred to as *pseudospin*

of Dirac fermions in graphene. It is directed along the direction of motion of the Dirac fermion in the conduction band, and opposite to the motion in the valence band. In other words, particles in graphene have opposite *chirality* in the K and K' valleys. The electron and hole wave functions are eigenfunctions of the helicity (chirality) operator [4]. Physically, a certain direction of the pseudospin in the graphene plane corresponds to a rotation of the relative phases of the two components of the spinor eigenstates along that direction of motion of the Dirac fermion. The sublattice pseudospin chirality of Dirac fermions does not allow perfect backscattering (between states of opposite momentum and opposite pseudospin) that has important consequences on the physical characteristics of graphene [4, 9].

The single-electron states obtained from the Hamiltonian (1) has a *linear* relativistic dispersion relation of the form

$$\varepsilon(p) = \pm v_F p, \quad (2)$$

where the signs ‘+’ and ‘-’ correspond to the conduction and valence bands, respectively. Each energy level (2) is four-fold degenerate due to two-fold spin and two-fold valley degeneracies.

II. DIRAC FERMIONS IN MAGNETIC FIELDS

In a magnetic field applied perpendicular to the graphene plane, the relativistic energy dispersion relation (2) brings in very specific form of Landau levels of electrons in graphene [10, 11], and as a consequence the 2D system displays unconventional quantum Hall effects. The Landau levels of electrons in graphene can be found from the Hamiltonian (1) by replacing the electron momentum \vec{p} with the generalized momentum $\vec{\pi} = \vec{p} + e\vec{A}/c$.

*Invited Review: Solid State Communications, Special Issue on Graphene

Here \vec{A} is the vector potential. Then the Hamiltonian of an electron in a magnetic field perpendicular to the graphene monolayer in valley ξ takes the form

$$\mathcal{H}_\xi = \xi v_F \begin{pmatrix} 0 & \pi_- \\ \pi_+ & 0 \end{pmatrix}. \quad (3)$$

The eigenfunctions of the Hamiltonian (3) can be expressed in terms of the conventional Landau level wave functions, $\phi_{n,m}$, for a particle obeying the parabolic dispersion relation with the Landau index n and intra-Landau index m , which depends on the choice of the gauge. For example, in the Landau gauge ($A_x = 0$ and $A_y = Bx$) the index m is the y -component of the momentum, while in the symmetric gauge ($\vec{A} = \frac{1}{2}\vec{B} \times \vec{r}$) the index m is the z -component of electron angular momentum. For these wave functions, $\phi_{n,m}$, the operators π_+ and π_- are the raising and lowering operators, respectively.

The Landau eigenfunctions of the Hamiltonian (3) are then written in the form

$$\Psi_{n,m}^K = \begin{pmatrix} \psi_A \\ \psi_B \end{pmatrix} = C_n \begin{pmatrix} \text{sgn}(n) i^{|n|-1} \phi_{|n|-1,m} \\ i^{|n|} \phi_{|n|,m} \end{pmatrix}, \quad (4)$$

for valley K ($\xi = 1$) and

$$\Psi_{n,m}^{K'} = \begin{pmatrix} \psi_B \\ \psi_A \end{pmatrix} = C_n \begin{pmatrix} \text{sgn}(n) i^{|n|-1} \phi_{|n|-1,m} \\ i^{|n|} \phi_{|n|,m} \end{pmatrix}, \quad (5)$$

for valley K' ($\xi = -1$). Here $C_n = 1$ for $n = 0$ and $C_n = 1/\sqrt{2}$ for $n \neq 0$ and

$$\text{sgn}(n) = \begin{cases} 0 & (n = 0) \\ 1 & (n > 0) \\ -1 & (n < 0) \end{cases}, \quad (6)$$

where positive and negative values of n correspond to the conduction and valence bands, respectively. The corresponding Landau energy spectrum takes the form

$$\varepsilon_n = \hbar \omega_B \text{sgn}(n) \sqrt{|n|}, \quad (7)$$

where $\omega_B = \sqrt{2}v_F/\ell_0$ and $\ell_0 = \sqrt{\hbar/eB}$ is the magnetic length.

The specific feature of the Landau levels in graphene is their square-root dependence on both the magnetic field B and the Landau level index n . This behavior is different from that in conventional (*non-relativistic*) semiconductor 2D system with the parabolic dispersion relation, for which the energy spectrum has a linear dependence on both the magnetic field and the Landau level index, $\varepsilon_n = \hbar \omega_B (n + 1/2)$. In Fig. 1 the Landau levels in graphene are shown as a function of the perpendicular magnetic field, where the positive and negative Landau level indices (n) correspond to the conduction and valence bands, respectively. The Dirac nature of the electron dynamics in graphene and the unique behavior of

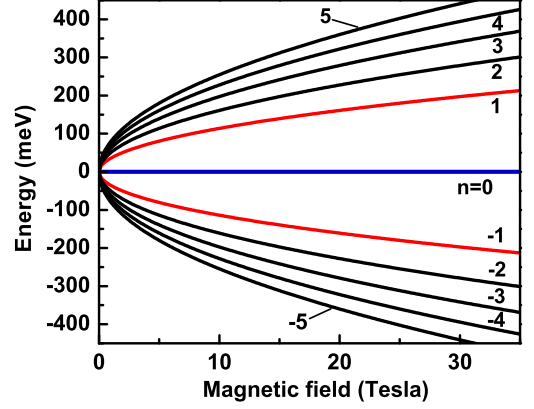


FIG. 1: The Landau levels as a function of the perpendicular magnetic field for a graphene monolayer. Numbers next to the lines are the Landau level indices. The Landau levels with positive energies (positive index n) and negative energies (negative index n) correspond to the conduction and valence bands, respectively. The fractional quantum Hall effect (FQHE) [19] that is discussed below, can be observed only in the Landau levels shown by the red and blue lines ($n = \pm 1$ and 0). The strongest electron-electron interactions and correspondingly the more stable FQHE states are realized in the Landau levels shown by red lines.

Landau levels in a graphene monolayer, were experimentally confirmed by observation of quantum Hall plateaus at filling factors $\nu = 4(n + \frac{1}{2})$ [12, 13].

The interaction properties of electrons within a single Landau level, i.e., disregarding the mixture of Landau levels due to electron-electron interactions, are entirely determined by the pseudopotentials $V_m^{(n)}$ proposed by Haldane [14, 15] which are defined as the energy of two electrons with relative angular momentum m . They are determined by the structure of the wave functions of the corresponding Landau level and for the n -th Landau level can be evaluated from the following expression [16]

$$V_m^{(n)} = \int_0^\infty \frac{dq}{2\pi} q V(q) [F_n(q)]^2 L_m(q^2) e^{-q^2}, \quad (8)$$

where $L_m(x)$ are the Laguerre polynomials, $V(q) = 2\pi e^2/(\kappa \ell_0 q)$ is the Coulomb interaction in the momentum space, κ is the dielectric constant, and $F_n(q)$ is the form factor of the n -th Landau level. In what follows, all pseudopotentials are given in units of the Coulomb energy, $\varepsilon_C = e^2/\kappa \ell_0$. Equation (8) is valid for all types of electron systems (non-relativistic, monolayer and bilayer graphene, etc.) with well defined 2D Landau levels. The difference between these systems is in the expression of the form factors, $F_n(q)$. In a non-relativistic system, for which the Landau level wave functions are $\phi_{n,m}$, the form factors are obtained from $F_n(q) = L_n(q^2/2)$. In the

case of graphene, the n -th Landau level wave functions are given by Eqs. (4)-(5), which results in the following expressions [17, 18] for the corresponding form factors

$$F_0(q) = L_0 \left(\frac{q^2}{2} \right) \quad (9)$$

$$F_n(q) = \frac{1}{2} \left[L_n \left(\frac{q^2}{2} \right) + L_{n-1} \left(\frac{q^2}{2} \right) \right]. \quad (10)$$

With these form factors the pseudopotentials for graphene are then evaluated from Eq. (8).

One of the unique manifestations of electron-electron interactions within a single Landau level is the formation of incompressible fractional quantum Hall effect (FQHE) states [19], which are characterized by a finite excitation gap, determined by the electron-electron interactions. These states are realized at the fractional filling of a given Landau level, e.g., at filling factors $\nu = 1/m$, where m is an odd integer. The properties of the FQHE states are completely determined by the corresponding pseudopotentials $V_m^{(n)}$. The stability of the incompressible FQHE state, i.e., the magnitude of the FQHE gap depends on how fast the pseudopotentials decay with increasing relative angular momentum. For spin and valley polarized electron systems this decay is determined by the ratios $V_1^{(n)}/V_3^{(n)}$ and $V_3^{(n)}/V_5^{(n)}$. A more stable FQHE is expected for Landau levels when the ratio of the pseudopotentials is large.

In Table I the values of the ratios are shown for graphene and for non-relativistic systems for two lowest Landau levels with $n = 0$ and 1 (only in these Landau levels the FQHE can be observed). For the non-relativistic system the most stable FQHE is observed for the $n = 0$ Landau level, which is supported by the data in Table I, where $V_1^{(n)}/V_3^{(n)}$ for the non-relativistic system is the largest in the $n = 0$ Landau level. A different situation occurs for the graphene system. Here for the $n = 0$ Landau level, the wave functions are identical to the non-relativistic $n = 0$ Landau level wave functions [Eqs. (4)-(5)]. Therefore, the properties of the FQHE for the $n = 0$ Landau levels of a non-relativistic system and graphene are the same if expressed in units of ε_C . The wave functions of the $n = 1$ Landau level of graphene is the mixture of the $n = 0$ and $n = 1$ non-relativistic wave functions, which results in an *enhancement* of the electron-electron interaction strength for the $n = 1$ graphene Landau level [17, 18]. In this Landau level, the ratio $V_1^{(n)}/V_3^{(n)}$ has the largest value (Table I), which suggests that the gaps of the FQHE states should have the largest value in graphene for the $n = 1$ Landau level.

In theoretical studies the FQHE is often analyzed by numerical diagonalization of the Hamiltonian matrix for finite-size electron systems in either the planar (torus) or the spherical geometry [19]. In the case of the spherical geometry [14, 15, 20] the magnetic field is introduced in terms of the integer number $2S$ of magnetic fluxes through the sphere in units of the flux quantum, where

TABLE I: Characteristics of the pseudopotentials for graphene and for conventional electron systems

	$V_1^{(n)}/V_3^{(n)}$	$V_1^{(n)}/V_3^{(n)}$
$n = 0$ (graphene)	1.60	1.26
$n = 0$ (non-relativistic)		
$n = 1$ (graphene)	1.68	1.33
$n = 1$ (non-relativistic)	1.32	1.36

the radius of the sphere R is defined as $R = \sqrt{S}\ell_0$. The number of available states in a sphere, which corresponds to the states of a single Landau level in planar geometry, is $(2S + 1)$. For a given number of electrons N_e the parameter S determines the filling factor of the Landau level. For example, for the filling factor $\nu = 1/m$ it is $S = (m/2)(N_e - 1)$. In the case of the many-electron system the lowest eigenvalues of the interaction Hamiltonian matrix determine the nature of the FQHE state and the corresponding neutral excitation gap [21]. The numerical results obtained for a finite size system show that the FQHE excitation gap in graphene is the largest for the $n = 1$ Landau level [17, 22–24]. As an example, for $N_e = 8$ electrons the excitation gap is $0.083\varepsilon_C$ for the $n = 0$ Landau level and $0.094\varepsilon_C$ for the $n = 1$ Landau level. This behavior is consistent with the properties of the pseudopotentials shown in Table I.

In Fig. 1 the Landau levels in graphene corresponding to indices $n = 1$ and -1 and having the strongest electron-electron interactions, which results in a more stable FQHE, are shown by red lines. The electron-electron interaction in the Landau level with index $n = 0$, shown by a blue line, is identical to the interaction in the $n = 0$ Landau level of the non-relativistic system. Experimental observation of FQHE in a suspended graphene [25–28] and robustness of the FQHE plateaus, which were observed even at a weak magnetic field ~ 2 Tesla, illustrate the enhancement of the electron-electron interactions in graphene as compared to that for a conventional, non-relativistic semiconductor systems.

III. INTERACTING FERMIONS IN BILAYER GRAPHENE

Additional control of the interaction properties of ‘relativistic’ (Dirac-like) particles in graphene is also possible in a system of bilayer graphene [29–33] which consists of two coupled graphene layers. Bilayer graphene has been intensely investigated because of its intriguing properties. The effective low-energy Hamiltonian in this case is similar to the Dirac-like nature of that in monolayer graphene, but with a quadratic (instead of linear) off-diagonal term [4, 34]. The low-energy dispersion is also quadratic. The massive Dirac fermions in bilayer graphene also possess the pseudospin degree of freedom and are chiral [4, 34]. In a perpendicular magnetic field the Landau levels in a bilayer graphene follow the se-

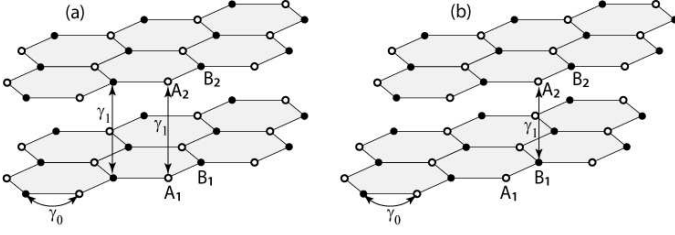


FIG. 2: Schematic illustration of two different types of stacking of bilayer graphene, consisting of two coupled monolayers of graphene: (a) AA stacking; (b) Bernal stacking. Each graphene layer consists of two inequivalent sites A and B. The intra-layer and inter-layer hopping integrals are shown by γ_0 and γ_1 , respectively.

quence, $\varepsilon_n \propto \sqrt{|n|(|n|-1)}$ for $n \geq 1$ with a doubly degenerate $\varepsilon_0 = 0$ for $n = 0$ [30, 35]. An important characteristic of bilayer graphene is that it is a semiconductor with a tunable bandgap between the valence and conduction bands [36]. This property modifies the Landau level spectrum and influences the role of long-range Coulomb interactions [37]. In a magnetic field, the electronic properties of the graphene bilayer can be controlled by (i) the inter-layer bias voltage applied to two graphene monolayers, (ii) the intra-layer asymmetry potential due to the contact of one of the layers with a substrate, (iii) by applying an in-plane magnetic field, and (iv) by introducing mechanical deformation of bilayer graphene [38]. Below we consider only the effects of a bias potential and an in-plane magnetic field.

IV. BIASED BILAYER GRAPHENE

Bilayer graphene comprises two coupled graphene monolayers [30]. Depending on the orientation of the monolayers, there are two main stacking of a graphene bilayer: (i) the AA stacking and (ii) the Bernal (AB) stacking, which are shown schematically in Fig. 2. There is also the intermediate type of stacking of two monolayers corresponding to the rotated bilayer graphene, in which monolayers are rotated relative to each other by an arbitrary angle [39–42]. These systems show rich low-energy physics due to the modulated nature of the inter-layer coupling.

For the AA stacking [Fig. 2 (a)] in a perpendicular magnetic field, the interlayer coupling occurs between the Landau levels of the two layers with the same Landau level indices. This coupling changes the energies of the Landau levels of the monolayers, but does not affect the wave functions of the layers. Therefore, the pseudopotentials, which characterize the electron-electron interaction properties, are completely identical to the corresponding pseudopotentials of a monolayer graphene. In this case the FQHE in the Landau levels of bilayer graphene with AA stacking has the same properties, e.g., the same FQHE

gaps, as in the corresponding graphene monolayers.

In the case of Bernal (AB) stacking [Fig. 2 (b)], the interlayer coupling strongly modifies the properties of the Landau levels in the system. The Hamiltonian of the graphene bilayer with AB stacking for valley $\xi = \pm 1$ can be written as [31]

$$\mathcal{H}_\xi^{(AB)} = \xi \begin{pmatrix} \frac{U}{2} & v_F \pi_- & 0 & 0 \\ v_F \pi_+ & \frac{U}{2} & \xi \gamma_1 & 0 \\ 0 & \xi \gamma_1 & -\frac{U}{2} & v_F \pi_- \\ 0 & 0 & v_F \pi_+ & -\frac{U}{2} \end{pmatrix}, \quad (11)$$

where U is the inter-layer bias voltage and $\gamma_1 \approx 400$ meV is the interlayer hopping integral. The corresponding wave function is described by a four-component spinor $(\psi_{A_1}, \psi_{B_1}, \psi_{B_2}, \psi_{A_2})^T$ for valley K and $(\psi_{B_2}, \psi_{A_2}, \psi_{A_1}, \psi_{B_1})^T$ for valley K' . Here the subindices A_1, B_1 , and A_2, B_2 correspond to lower and upper layers respectively. The wave function corresponding to the Hamiltonian (11) has the form

$$\Psi_{n,m}^{(\text{bi})} = \begin{pmatrix} \xi C_1 \phi_{n-1,m} \\ C_2 \phi_{n,m} \\ C_3 \phi_{n,m} \\ \xi C_4 \phi_{n+1,m} \end{pmatrix}, \quad (12)$$

where C_1, C_2, C_3 , and C_4 are constants. Therefore, the wave functions in bilayer graphene with Bernal stacking is a mixture of the non-relativistic Landau wave functions with indices $n-1, n$, and $n+1$.

In the expression for the wave function (12) of bilayer graphene, the Landau index n can take the following values: $n = -1, 0, 1, \dots$. Here we assume that if the index of the Landau wave function is negative then the function is identically zero, i.e., $\phi_{-2,m} \equiv 0$ and $\phi_{-1,m} \equiv 0$. In this case, for $n = -1$ the wave function (12) is just $\Psi_{-1,m}^{(\text{bi})} = (0, 0, 0, \phi_{0,m})$, i.e., the coefficients C_1, C_2, C_3 are equal to zero. There is only one energy level corresponding to $n = -1$. For $n = 0$, the wave function (12) has a zero coefficient C_1 , which results in three energy levels corresponding to $n = 0$. For other value of n , i.e., for $n > 0$, there are four eigenvalues of the Hamiltonian (11), corresponding to four Landau levels in a bilayer for a given valley $\xi = \pm 1$. The eigenvalue equation determining these Landau levels, have the form [36]

$$[(\varepsilon + \xi u)^2 - 2n][(\varepsilon - \xi u)^2 - 2(n+1)] = \tilde{\gamma}_1^2 [\varepsilon^2 - u^2], \quad (13)$$

where ε is the energy of the Landau level in units of ε_B ($\varepsilon_B = \hbar v_F / \ell_0$), $u = U / (2\varepsilon_B)$, and $\tilde{\gamma}_1 = \gamma_1 / \varepsilon_B$. It is convenient to introduce the following labeling scheme for the Landau levels determined by Eq. (13). The four Landau levels correspond to two valence levels which have negative energies, and two conduction levels, which have positive energies. Then the four Landau levels of bilayer graphene for a given value of n and a given valley ξ can be labelled as $n_i^{(\xi)}$, where $i = -2, -1, 1, 2$ is the label of the Landau level in the ascending order. Here negative

and positive values of i correspond to the valence and conduction levels, respectively. The Landau levels of different valleys are related through the following equation $\varepsilon(n_i^{(\xi)}) = -\varepsilon(n_{-i}^{(-\xi)})$. Although for $n = 0$ there are only three Landau levels and for $n = -1$ there is only one Landau level, it is convenient to include the $n = -1$ Landau level into the set of $n = 0$ Landau levels and label them as $0_i^{(\xi)}$, where $i = -2, -1, 1, 3$.

At the zero bias voltage, the Landau levels become two-fold valley and two-fold spin degenerate and are given by the expression

$$\varepsilon = \pm \sqrt{2n + 1 + \frac{\tilde{\gamma}_1^2}{2}} \pm \frac{1}{2} \sqrt{(2 + \tilde{\gamma}_1^2)^2 + 8n\tilde{\gamma}_1^2}. \quad (14)$$

Since the FQHE is expected only in the Landau levels with low values of the index, n , we consider below the sets of Landau levels of bilayer graphene with $n = 0$ and $n = 1$ only. The wave functions of these Landau levels are mixtures of the conventional, non-relativistic Landau functions with indices 0, 1, and 2.

Once the wave functions (12) of the bilayer Landau levels are obtained, the form factor in the pseudopotentials (8) can be obtained from

$$F_n(q) = |C_1|^2 L_{n-1}(q^2/2) + (|C_2|^2 + |C_3|^2) L_n(q^2/2) + |C_4|^2 L_{n+1}(q^2/2). \quad (15)$$

With the known form factors, the pseudopotentials, which determine the interaction strength and the FQHE in a given Landau level, can be calculated.

There are two special Landau levels of bilayer graphene. For $n = -1$ there are two solutions (one for the valley K and one for K') of Eq. (13) with energies $\varepsilon = -\xi u$. The corresponding wave function

$$\Psi_{0_1^{(+)},m}^{(\text{bi})} = \Psi_{0_{-1}^{(-)},m}^{(\text{bi})} = \begin{pmatrix} 0 \\ 0 \\ 0 \\ \phi_{0,m} \end{pmatrix}, \quad (16)$$

is determined only by the $n = 0$ non-relativistic Landau level wave function. Therefore the FQHE and the interaction properties of these Landau levels are exactly the same as those for the 0-th conventional (non-relativistic) Landau level.

For $n = 0$ and for small values of u there is another solution of Eq. (13) with almost zero energy, $\varepsilon \approx 0$. The wave function of this Landau level has the form

$$\begin{aligned} \Psi_{0_{-1}^{(+)},m}^{(\text{bi})} = \Psi_{0_1^{(-)},m}^{(\text{bi})} &= \frac{1}{\sqrt{\tilde{\gamma}_1^2 + 2}} \begin{pmatrix} 0 \\ \sqrt{2}\phi_{0,m} \\ 0 \\ \tilde{\gamma}_1\phi_{1,m} \end{pmatrix} \\ &= \frac{1}{\sqrt{\gamma_1^2 + 2\varepsilon_B^2}} \begin{pmatrix} 0 \\ \sqrt{2}\varepsilon_B\phi_{0,m} \\ 0 \\ \gamma_1\phi_{1,m} \end{pmatrix} \end{aligned} \quad (17)$$

For a small magnetic field, $\varepsilon_B \ll \gamma_1$, the wave function becomes $(\psi_{1,m}, 0, 0, 0)^T$ and the Landau level becomes identical to the $n = 1$ non-relativistic Landau level. In a large magnetic field $\varepsilon_B \gg \gamma_1$, the Landau level wave function becomes $(0, 0, \psi_{0,m}, 0)^T$ and the bilayer Landau level has the same properties as for the $n = 0$ non-relativistic Landau level. The corresponding form factor of the Landau level (17) is given by

$$F_{0_{-1}}(q) = \left[\frac{\gamma_1^2}{\gamma_1^2 + 2\varepsilon_B^2} \right] L_1(q^2/2) + \left[\frac{2\varepsilon_B^2}{\gamma_1^2 + 2\varepsilon_B^2} \right] L_0(q^2/2). \quad (18)$$

With increasing magnetic field, i.e., with increasing ε_B , the bilayer Landau level 0_{-1} becomes identical to (i) the $n = 1$ non-relativistic Landau level with the form factor of $L_1(q^2/2)$ for small B , $\varepsilon_B \ll \gamma_1$; (ii) the $n = 1$ Landau level of the monolayer graphene with the form factor of $\frac{1}{2}[L_0(q^2/2) + L_1(q^2/2)]$ for $\varepsilon_B = \gamma_1/\sqrt{2}$; and, (iii) the $n = 0$ non-relativistic Landau level with the form factor of $L_0(q^2/2)$ for large B , $\varepsilon_B \gg \gamma_1$. For typical values of the interlayer coupling, $\gamma_1 = 400$ meV, the condition $\varepsilon_B = \gamma_1/\sqrt{2}$ is achieved for a large magnetic field $B = 120$ Tesla. Under this condition only the first regime can be experimentally realized. Below we show that an in-plane magnetic field can suppress the interlayer coupling, which opens the possibility of experimental observation of transitions between the different regimes (i)-(iii).

For all the Landau levels [except the levels described by Eq. (16)] in bilayer graphene the electron-electron interaction strength and the stability, i.e., the excitation gaps of the FQHE states depend on the magnetic field B , the bias voltage U , and the Landau level index. Therefore the interaction properties of a bilayer graphene can be controlled by the external parameters [43], which is a different situation than in a monolayer graphene, where the interaction properties depend only on the Landau level index.

The stable FQHE states in a bilayer graphene are expected for the $n = 0$ and $n = 1$ Landau level sets, which are the mixtures of the $n = 0$, $n = 1$, and $n = 2$ non-relativistic Landau level wave functions. This mixture depends on the values of the parameters of the system. To characterize the stability of the FQHE we evaluate numerically the FQHE excitation gaps for a finite size system in a spherical geometry. We present below the results for the $\nu = \frac{1}{3}$ FQHE state. A similar behavior is expected for other main fractions of the FQHE, i.e., $\nu = \frac{1}{5}, \frac{2}{5}, \frac{2}{3}$ etc.

In Fig. 3 we show the dependence of the Landau levels on the bias voltage U for a fixed magnetic field and for different valleys. The results are presented only for the Landau levels with indices $n = 0$ and 1, i.e. only for the Landau level where the FQHE can be observed. The corresponding $\nu = \frac{1}{3}$ FQHE gaps are shown in Fig. 3 (b,d). Both for the K and K' valleys there is a special Landau level, $O_1^{(+)}$ (for the K valley) and $O_{-1}^{(-)}$ (for the K' valley), that is described by the wave function of the type as in Eq. (16). In these Landau levels the FQHE gap does

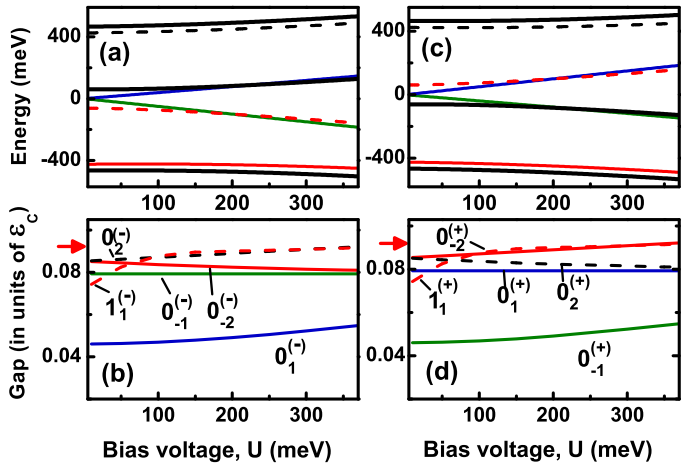


FIG. 3: The Landau levels of the bilayer graphene [panels (a) and (c)] shown as a function of the bias voltage, U . Panels (b) and (d): the Coulomb gaps of the $\frac{1}{3}$ -FQHE in corresponding Landau levels. The results are obtained in spherical geometry for a finite-size system with eight electrons and $2S = 21$ flux quanta. The numbers next to the lines are the labels of the Landau levels. The same type of lines [in panels (a) and (b) and panels (c) and (d)] correspond to the same Landau levels. Panels (a) and (b) correspond to the valley K' , while panels (c) and (d) correspond to the valley K . The system is characterized by $\gamma_1 = 400$ meV and a magnetic field $B = 15$ Tesla. The arrows in panels (b) and (d) indicate the gap of the $\frac{1}{3}$ -FQHE in the $n = 1$ Landau level of a monolayer graphene.

not depend on the bias voltage and is exactly equal to the FQHE gap of a conventional (non-relativistic) semiconductor systems for the $n = 0$ Landau level. In all other levels the FQHE gap depends on the bias voltage, which clearly illustrates the sensitivity of the interaction properties on the external parameters, i.e., the bias voltage. Although the interaction strength within a single Landau level can be controlled by the bias voltage, the results illustrated in Fig. 3 show that the FQHE gaps in bilayer graphene are usually less than the largest FQHE gap in a monolayer graphene. This FQHE gap in a monolayer graphene is realized in the $n = 1$ Landau level and is shown by red arrows in Fig. 3.

For a smaller interlayer hopping integral, the Landau levels in bilayer graphene show anticrossings as a function of the bias voltage [43]. These anticrossings result in a strong mixture of different Landau levels, which can greatly modify the properties of the Landau level wave functions and change the interaction strength within a single Landau level. This behavior is illustrated in Fig. 4, where the dependence of the Landau levels on the bias voltage is shown for $\gamma_1 = 30$ meV. The anticrossings of the Landau levels result in transitions from an incompressible state (FQHE) to a compressible state (no FQHE) within

a single Landau level (see the Landau level $1_2^{(+)}$ in Fig. 4 (a)). There is also a double transition, marked by the

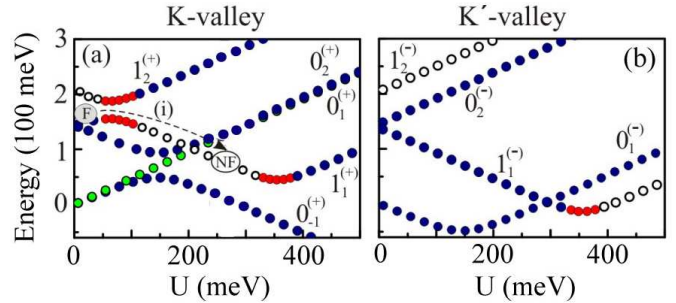


FIG. 4: A few lowest Landau levels of the conduction band as a function of the bias potential, U , for inter-layer coupling of $\gamma_1 = 30$ meV and a magnetic field of 15 Tesla. The numbers next to the curves denote the corresponding Landau levels. Panels (a) and (b) correspond to the K and K' valleys, respectively. The Landau levels where the FQHE can be observed are drawn as blue and green filled dots. The green dots correspond to the Landau levels where the FQHE states are identical to that of a monolayer of graphene or a non-relativistic conventional system. The red dots represent Landau levels with a weak FQHE. The open dots correspond to Landau levels where the FQHE is absent. In (a), the dashed lines labeled by (i) illustrates the transition between FQHE (symbol 'F') and no FQHE (symbol 'NF') states under a constant gate voltage and variable bias potential [43].

dashed line (i), at the Landau level $1_1^{(+)}$. At this Landau level, the electron system with fractional filling shows transitions from an incompressible state (FQHE) at small bias voltage U to a compressible state (no FQHE) at intermediate values of U and then to an incompressible state (FQHE) at large U . No such transition has ever occurred in conventional semiconductor systems.

Although for experimentally realized bilayer systems the interlayer hopping integral is relatively large, $\gamma_1 \approx 400$ meV, the interlayer coupling can be controlled and suppressed by an applied in-plane magnetic field. This situation is discussed in the next section.

V. BILAYER GRAPHENE IN A TILTED MAGNETIC FIELD

A tilted magnetic field, applied to a quasi-two-dimensional electron system, can modify the electron dynamics and correspondingly the electron-electron interaction strength. In a graphene monolayer, due to its purely 2D nature, the component of the magnetic field parallel to the monolayer does not influence the electron's spatial dynamics, although it can alter the electron spin dynamics, which is sensitive to the total magnetic field [44, 45].

Bilayer graphene is a quasi-two-dimensional system. The electron dynamics in such a system is sensitive to both perpendicular and in-plane components of the magnetic field [46]. To introduce a tilted magnetic field into the Hamiltonian of bilayer graphene, we introduce

the vector potential $\vec{A} = (0, B_\perp x, B_\parallel y)$, where B_\perp (z -component) and B_\parallel (x -component) are perpendicular and in-plane components of the tilted magnetic field. Here the z axis is perpendicular to the graphene monolayers. The perpendicular component of the magnetic field, which alters the electron dynamics in the (x, y) plane, is introduced in the bilayer Hamiltonian by replacing the 2D momentum by the generalized momentum [similar to the Hamiltonian (11)]. The parallel component of the magnetic field is introduced through the Peierls substitution by multiplying the interlayer hopping integral γ_1 with the phase factor $\exp(-ie/\hbar A_z d) = \exp(-i\beta y)$, where $\beta = eB_\parallel d/\hbar$, and d is the interlayer separation. Then the Hamiltonian of the bilayer graphene with AB stacking and at zero bias voltage becomes

$$\mathcal{H}_\xi^{(AB)} = \xi \begin{pmatrix} 0 & v_F \pi_- & 0 & 0 \\ v_F \pi_+ & 0 & \xi \gamma_1 e^{-i\beta y} & 0 \\ 0 & \xi \gamma_1 e^{i\beta y} & 0 & v_F \pi_- \\ 0 & 0 & v_F \pi_+ & 0 \end{pmatrix}. \quad (19)$$

The wave functions corresponding to the Hamiltonian (19) can be expressed in terms of the non-relativistic 2D Landau wave functions. For the vector potential $\vec{A}_\perp = (0, B_\perp x, 0)$ corresponding to the perpendicular component of the magnetic field, the 2D Landau wave functions are parametrized by the y component of the wave vector and the Landau index n , and are described as

$$\phi_{|n|,k}(x, y) \propto e^{iky} \psi_k(x) = C_0 e^{iky} H_{|n|} \left(\frac{x - x_k}{\ell_0} \right) \times \exp \left[-\frac{(x - x_k)^2}{2\ell_0^2} \right], \quad (20)$$

where $\psi_k(x) = C_0 H_{|n|} \left(\frac{x - x_k}{\ell_0} \right) \exp \left[-\frac{(x - x_k)^2}{2\ell_0^2} \right]$, $H_n(x)$ are the Hermite polynomials, and $x_k = k\ell_0^2$. Here the magnetic length ℓ_0 is defined by the perpendicular component of the magnetic field, $\ell_0 = \sqrt{\hbar/eB_\perp}$. Then the wave functions of the Hamiltonian (19) are parametrized by the Landau level index n and the wave vector k and have the form

$$\Psi_{n,k}^{(\text{bi})} = \begin{pmatrix} \xi C_1 \phi_{|n|-1,k} \\ C_2 \phi_{|n|,k-\beta} \\ C_3 \phi_{|n|,k+\beta} \\ \xi C_4 \phi_{|n|+1,k} \end{pmatrix}, \quad (21)$$

where C_1 , C_2 , C_3 , and C_4 are constants. The in-plane component of the magnetic field results in a coupling of the Landau wave functions with the wave vectors k , $k-\beta$, and $k+\beta$. For the wave functions of the form (21) the Hamiltonian of bilayer graphene in a Landau level with index n takes the form

$$\mathcal{H}_{\xi,n}^{(AB)} = \xi \begin{pmatrix} 0 & v_F \pi_- & 0 & 0 \\ v_F \pi_+ & 0 & \xi \gamma_1 \kappa_n(\mu) & 0 \\ 0 & \xi \gamma_1 \kappa_n(\mu) & 0 & v_F \pi_- \\ 0 & 0 & v_F \pi_+ & 0 \end{pmatrix}, \quad (22)$$

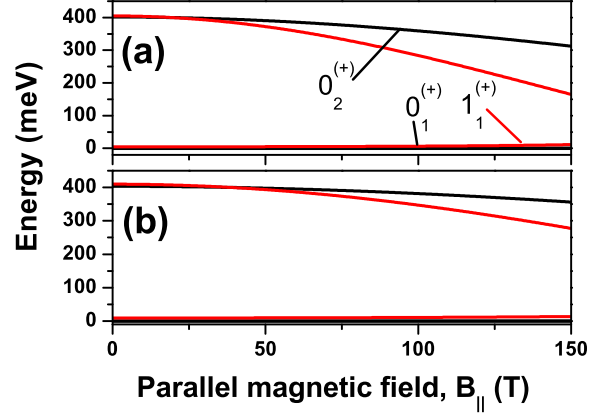


FIG. 5: The Landau levels of bilayer graphene in a tilted magnetic field and zero bias voltage shown as a function of the parallel component of the magnetic field. The perpendicular component of the tilted magnetic field is (a) 1 Tesla and (b) 2 Tesla. The labels next to the lines denote the corresponding Landau levels, where only the Landau levels in which the FQHE can be observed, are labelled. Only the Landau levels with positive energies are shown.

where

$$\kappa_n(\mu) = \int dx \psi_k(x) \psi_{k-\beta}(x) \quad (23)$$

depends on the dimensionless parameter $\mu = \beta \ell_0 = eB_\parallel d \ell_0 / \hbar$. Therefore the effect of the in-plane component of the magnetic field on the electron dynamics in a bilayer graphene is the reduction of the interlayer coupling, i.e., the interlayer coupling is $\gamma_{1,n} = \gamma_1 \kappa_n(\mu) < \gamma_1$. This reduction depends on the Landau level index and on the dimensionless parameter μ . Due to the small interlayer distance $d = 3.3 \text{ \AA}$, the parameter μ is relatively small. To increase the value of this parameter, the perpendicular component of the magnetic field needs to be small, i.e., the magnetic length should be large, and the parallel component of the magnetic field should also be large. For example, for $B_\perp = 1 \text{ Tesla}$, $\mu = 0.014 B_\parallel [\text{Tesla}]$. For the first lowest Landau level indices the function $\kappa_n(\mu)$ is $\kappa_0(\mu) = e^{-\mu^2/4}$ and $\kappa_1(\mu) = e^{-\mu^2/4} \left(1 - \frac{\mu^2}{2} \right)$.

The Landau levels of a bilayer graphene in a tilted magnetic field are given by Eq. (14), in which the interlayer coupling $\tilde{\gamma}_1$ should be replaced by $\tilde{\gamma}_{1,n} = \gamma_{1,n}/\varepsilon_B$. Here ε_B is calculated in terms of the perpendicular component of the tilted magnetic field. In Fig. 5 the dependence of the Landau levels on the parallel component of the magnetic field, B_\parallel , is shown for a few lowest Landau levels of a bilayer graphene. Increasing the parallel component of the magnetic field, the energies of the Landau levels are reduced, which is consistent with the

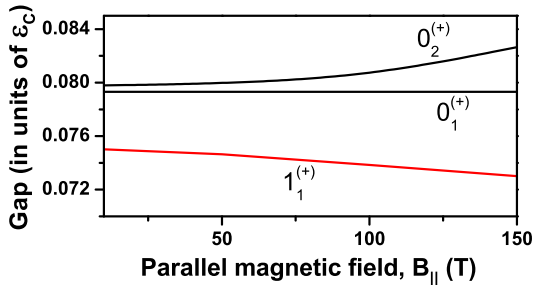


FIG. 6: The FQHE gaps at different Landau levels of bilayer graphene shown as a function of the parallel component of the tilted magnetic field. The perpendicular component of the magnetic field is 1 Tesla. The labels next to the lines denote the corresponding Landau levels [Fig. 5]. The bias voltage is zero in this case. The results are obtained in spherical geometry for a finite-size system with eight electrons and $2S = 21$ flux quanta.

reduction of the interlayer coupling, $\gamma_{1,n}$, with increasing $B_{||}$. The dependence of the Landau levels on $B_{||}$ becomes weaker with increasing perpendicular magnetic field [Fig. 5 (a,b)]. Therefore, the effect of an in-plane magnetic field on the Landau levels can be observed only for a small perpendicular magnetic field, $B_{\perp} \approx 1$, and a large parallel magnetic field, $B_{||} \geq 50$ Tesla. It should be pointed out that although the perpendicular component of the field is rather small, in a conventional semiconductor system the FQHE has been reported in a magnetic field of $B < 3$ Tesla [47].

The interaction properties of electrons in the Landau levels of a bilayer graphene also depend on the in-plane component of the magnetic field. This dependence is visible only for small perpendicular components of the magnetic field, i.e., $B_{\perp} \approx 1$ Tesla. In Fig. 6 we show the $\frac{1}{3}$ -FQHE gap as a function of the in-plane component of the magnetic field for different Landau levels. For $B_{\perp} \approx 1$ Tesla, only three Landau levels (with positive energies) support the FQHE states. One Landau level $0_1^{(+)}$, the wave function of which has the form of (16) and depends only on the perpendicular component of the magnetic field, does not show any dependence on the in-plane component of the magnetic field. The interaction strength in the Landau levels $0_2^{(+)}$ and $1_1^{(+)}$ depends weakly on $B_{||}$ [Fig. 6]. The interaction strength increases with $B_{||}$ for the Landau level $0_2^{(+)}$ and decreases for the Landau level $1_1^{(+)}$. Therefore the parallel component of the magnetic field can in fact, *enhance* the electron-electron interaction strength for some Landau levels (Fig. 6) in a bilayer graphene.

VI. THE PFAFFIANS IN GRAPHENE

For conventional 2D semiconductor systems, in addition to the usual incompressible FQHE states that are realized for the odd-denominator filling factors, the electron-electron interaction is also responsible for the formation of a special type of incompressible state corresponding to the fractional filling factor $\nu = \frac{5}{2}$. This filling factor corresponds to a completely occupied $n = 0$ Landau level with two spin components and a half-filled $n = 1$ Landau level. Since the completely occupied Landau levels do not contribute to the electron dynamics, the ground state of the $\nu = \frac{5}{2}$ system is determined by the electron-electron interaction alone in the $n = 1$ Landau level. The incompressible state with a large excitation gap is formed in this half-filled Landau level. One unusual property of this state is that the elementary charged excitations have a charge $e^* = e/4$. They obey the “non-abelian” statistics [48, 49] and carry the signature of Majorana fermions [50]. It was proposed that the ground state of the half-filled $n = 1$ Landau level is described by a Pfaffian [20, 51] or the anti-Pfaffian function [52, 53]. The Pfaffian state is written

$$\Psi_{\text{Pf}} = \text{Pf} \left(\frac{1}{z_i - z_j} \right) \prod_{i < j} (z_i - z_j)^2 \exp \left(- \sum_i \frac{z_i^2}{4\ell_0^2} \right), \quad (24)$$

where the positions of the electrons are described in terms of the complex variable $z = x - iy$ and the Pfaffian is defined as [20, 51]

$$\text{Pf } M_{ij} = \frac{1}{2^{N/2} (N/2)!} \sum_{\sigma \in S_N} \text{sgn } \sigma \prod_{l=1}^{N/2} M_{\sigma(2l-1)\sigma(2l)}, \quad (25)$$

for an $N \times N$ antisymmetric matrix whose elements are M_{ij} . Here S_N is the group of permutations of N objects.

The Pfaffian state is the exact ground state with zero energy for the electron system at half filling with a special *three-particle* interaction which is non-zero only if all three particles are in close proximity to each other [54]. For realistic two-particle interactions the Pfaffian state is not an exact eigenstate of the half-filled system. In the case of the Coulomb interaction, the overlap of the ground state of the $\nu = \frac{1}{2}$ system in the $n = 1$ Landau level with the Pfaffian function is around 80%. By varying the two-particle interaction potential, i.e., the pseudopotentials, a stronger overlap ($\sim 99\%$) of the ground state of the $\nu = \frac{1}{2}$ system in the $n = 1$ Landau level with the Pfaffian state is possible. The proximity of the actual $\nu = \frac{1}{2}$ ground state to the Pfaffian state is most sensitive to the lowest pseudopotentials, V_1 , V_3 , and V_5 . In graphene, there are two lowest Landau levels with indices $n = 0$ and $n = 1$ with strong electron-electron interactions. Although conventional FQHE states with odd-denominator filling factors can be observed at these Landau levels, the Pfaffian state with half-filling of the corresponding Landau level cannot be realized [55]. In the

$n = 0$ Landau level in graphene, the interaction potential is identical to the one in the $n = 0$ non-relativistic Landau level, and similar to the case of the non-relativistic system, the Pfaffian state is not the ground state of the $\nu = \frac{1}{2}$ system in the $n = 0$ Landau level in graphene. In the $n = 1$ Landau level in graphene, although the electron-electron interaction results in the stable odd denominator FQHE states, the ground state of the half-filled Landau level is compressible and is not described by the Pfaffian function. The overlap of the ground state of the $\nu = \frac{1}{2}$ system with the Pfaffian function is less than 0.5 in all Landau levels of the monolayer graphene [55]. In bilayer graphene the interaction strength and the corresponding Haldane pseudopotentials can be controlled by the external parameters, such as the bias voltage and the direction of the magnetic field. In this case the stability (i.e., the magnitude of the excitation gap) of the Pfaffian state can be strongly enhanced. In bilayer graphene there are two 'special' Landau levels $0_{-1}^{(+)}$ (for valley K) and $0_1^{(-)}$ (for valley K'), that are described by Eq. (17). The numerical calculations in a spherical geometry show that only at these special Landau levels the overlap of the ground state with the Pfaffian state is large [55]. In all other bilayer Landau levels the overlap of the $\nu = \frac{1}{2}$ ground state with the Pfaffian state is found to be small (< 0.6) and these states cannot be described by the Pfaffian function. In spherical geometry, the Pfaffian state in a system of N_e electrons is realized for the parameter $2S = 2N_e - 3$, which corresponds to filling factor $\nu = \frac{1}{2}$ in the thermodynamic limit.

For the zero bias voltage, the energies of the Landau levels $0_{-1}^{(+)}$ and $0_1^{(-)}$ [Eq. (17)] are zero and the levels are degenerate with zero-energy Landau level given by Eq. (16). For a finite bias voltage, the degeneracy of the Landau levels is lifted. The form factor F_n , in the Landau level $0_{-1}^{(+)}$ is calculated from Eq. (18) and determines the interaction properties of the electron system in the level $0_{-1}^{(+)}$. For a small magnetic field, $\gamma_1 \gg \epsilon_B$, the form factor is identical to the form factor of the non-relativistic $n = 1$ Landau level. Therefore, in this limit the ground state of the $\nu = \frac{1}{2}$ half-filled system in the $0_{-1}^{(+)}$ Landau level is incompressible and is determined by the Pfaffian state. In a large magnetic field, $\gamma_1 \ll \epsilon_B$, the form factor F_n becomes identical to that of the $n = 0$ non-relativistic system, for which the $\nu = \frac{1}{2}$ state is compressible. For intermediate values of the magnetic field, the $\nu = \frac{1}{2}$ system in the $0_{-1}^{(+)}$ Landau level shows a unique behavior as a function of the magnetic field: with increasing magnetic field the overlap of the ground state of the system with the Pfaffian state shows a maximum for a finite value of the magnetic field [55]. Therefore, the stability of the Pfaffian $\nu = \frac{1}{2}$ state in bilayer graphene can be increased when compared to that in non-relativistic systems.

Our results shown in Fig. 7 illustrate the non-monotonic dependence of the interaction properties of the $\nu = \frac{1}{2}$ system in the $0_{-1}^{(+)}$ Landau level. Here the over-

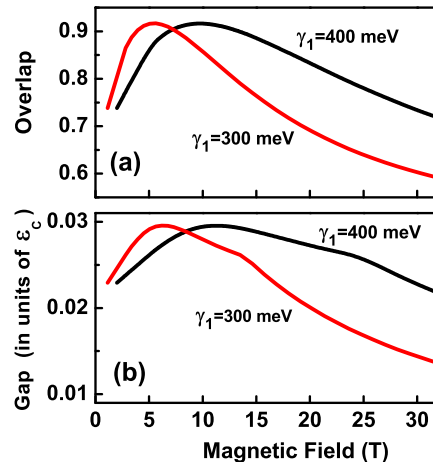


FIG. 7: (a) Overlap of the exact many-particle ground state with the Pfaffian function. (b) Collective excitation gap of the $\nu = \frac{1}{2}$ state. The results are for $N_e = 14$, $2S = 25$, and $U = 5$ meV. The black and red lines correspond to $\gamma_1 = 400$ meV and 300 meV, respectively. The results are shown for the $\nu = \frac{1}{2}$ system in the Landau level $0_{-1}^{(+)}$.

lap of the ground state with the Pfaffian state and the corresponding excitation gap are shown. With increasing magnetic field the properties of the system change non-monotonically and for $\gamma_1 = 400$ meV the overlap with the Pfaffian state has a maximum in a magnetic field of ~ 10 Tesla. The corresponding excitation gap also has a maximum at this point. In dimensionless units the maximum appears when $\gamma_1/\epsilon_B \approx 4.9$. Therefore, for smaller values of γ_1 , the maximum of the overlap is realized for a smaller value of magnetic fields (see the results for $\gamma_1 = 300$ meV in Fig. 7).

It is possible to suppress the interlayer hopping integral γ_1 by applying a tilted magnetic field where the in-plane component of the magnetic field determines the suppression of γ_1 by a factor of κ_n . To identify the effect of the in-plane magnetic field on the stability of the Pfaffian state, we characterize the interaction properties of the half-filled Landau level by the ratios of the pseudopotentials corresponding to the lowest relative angular momentum. The $\nu = \frac{1}{2}$ Pfaffian state is most sensitive to two parameters of the pseudopotentials V_1/V_5 and V_3/V_5 [56]. In Ref. [56], in the thermodynamics limit, the region of the pseudopotential parameters, for which the most stable Pfaffian state can be realized, was obtained in the plane $(V_1/V_5) - (V_3/V_5)$. We apply that approach on our bilayer system and evaluate the pseudopotential parameters V_1/V_5 and V_3/V_5 in the Landau level $0_{-1}^{(+)}$ as a function of the magnetic field. In this way, we can identify the regions of the magnetic field with the most stable Pfaffian state. In Fig. 8 the parameters V_1/V_5 and V_3/V_5

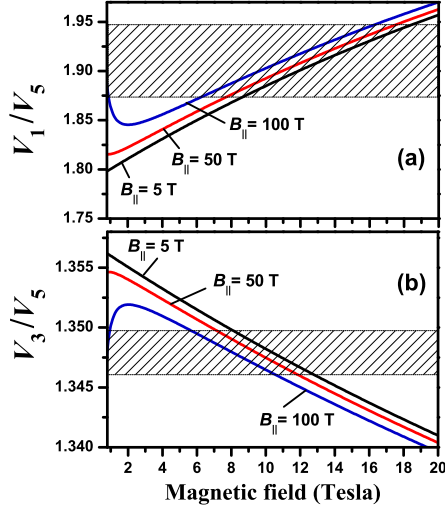


FIG. 8: Ratios of pseudopotentials for two values of the angular momentum V_1/V_5 [panel (a)] and V_3/V_5 [panel (b)] as a function of the perpendicular component of the magnetic field and for different parallel components of the magnetic field, $B_{\parallel} = 5, 50$, and 100 Tesla. The data are shown for the Landau level $0_{-1}^{(+)}$. The hatched regions correspond to the values of the pseudopotentials where one observes a large overlap of the ground state with the Pfaffian state and also a large excitation gap of the incompressible ground state.

are shown as a function of the perpendicular component of the magnetic field and for different in-plane components of the magnetic field. These results demonstrate that with increasing parallel component of the magnetic field the values of the pseudopotentials, which correspond to the most stable Pfaffian state and which are illustrated by the hatched region in Fig. 8, are obtained for smaller values of the parallel magnetic field. Therefore, for a given value of the perpendicular component of the magnetic field the parallel component of the magnetic field increases the stability of the Pfaffian state.

Another interesting effect, introduced by the parallel component of the magnetic field, is the strong modification of the interaction properties of the electron system at small values of the perpendicular magnetic field. Such changes in the interaction potential result in an enhancement of the stability of the Pfaffian states for small values of B_{\perp} . As an example, for $B_{\parallel} = 100$ Tesla the stability of the Pfaffian state is strongly increased for a weak perpendicular magnetic field, $B_{\perp} \lesssim 2$ Tesla (Fig. 8).

VII. CONCLUDING REMARKS

In a magnetic field the strength of the electron-electron interaction, which is characterized by the value of the FQHE gap in a given Landau level, depends on the Landau level index and the external parameters of the graphene system. In the case of monolayer graphene, there are two types of Landau levels with indices $n = 0$ and $n = 1$, which have strong electron-electron interactions, i.e., the FQHE can be observed only in these Landau levels. Among these Landau levels, the strongest electron-electron interactions are realized in the $n = 1$ graphene Landau level. In the Landau level with index $n = 0$, the interaction strength is exactly the same as that in the $n = 0$ Landau level of the conventional (non-relativistic) system, which results in exactly the same FQHE gaps.

The strength of the electron-electron interaction can be further controlled in a bilayer graphene, where the additional parameters that govern the interaction strength are the interlayer coupling, the bias voltage, and the orientation of the magnetic field. The bias voltage between the graphene monolayers changes the structure of the wave functions of the Landau levels and can strongly modify the interaction strength. In some Landau levels the electron-electron interaction can be stronger than that in a monolayer graphene, resulting in a more stable FQHE. In a given Landau level and as a function of the bias voltage the bilayer graphene system can show transitions from a state with weak electron-electron interaction (FQHE being absent) to a state with strong electron-electron interactions (presence of FQHE). In a bilayer graphene, the electron-electron interactions can be additionally controlled by the direction of the magnetic field, i.e., in a tilted magnetic field. The sensitivity of the interaction strength to the parallel component of the magnetic field is visible only for a weak perpendicular component of the magnetic field, $B_{\perp} \approx 1$ Tesla and for a strong parallel component of the magnetic field, $B_{\parallel} \geq 50$ Tesla. Finally, we describe the stability of the Pfaffian state and the excitation gap in a half-filled $n = 1$ Landau level in bilayer graphene. We also discuss the possibility of making the Pfaffian state more stable by applying a tilted magnetic field.

VIII. ACKNOWLEDGMENTS

This work has been supported by the Canada Research Chairs program of the Government of Canada.

[†] Electronic address: tapash@physics.umanitoba.ca
 [2] D.S.L. Abergel, V. Apalkov, J. Berashevich, K. Ziegler, and T. Chakraborty, Adv. Phys. **59**, 261 (2010).

[3] T. Ando, Physica E **40**, 213 (2007).
 [4] M.I. Katsnelson, *Graphene, Carbon in Two Dimensions*, (Cambridge University Press, Cambridge, 2012).

- [5] H. Raza (Ed.), *Graphene Nanoelectronics* (Springer, Heidelberg, 2012).
- [6] P.R. Wallace, Phys. Rev. **71**, 622 (1947).
- [7] A.K. Geim and K.S. Novoselov, Nat. Mat. **6**, 183 (2007).
- [8] A.H. Castro Neto, F. Guinea, N.M.R. Peres, K.S. Novoselov, and A.K. Geim, Rev. Mod. Phys. **81**, 109 (2009).
- [9] M. Mecklenburg and B.C. Regan, Phys. Rev. Lett. **106**, 116803 (2011); M. Trushin and J. Schliemann, *ibid.* **107**, 156801 (2011).
- [10] J.W. McClure, Phys. Rev. **104**, 666 (1956).
- [11] R.R. Haering and P.R. Wallace, J. Phys. Chem. Solids **3**, 253 (1957).
- [12] K.S. Novoselov, A.K. Geim, S.V. Morozov, D. Jiang, M.I. Katsnelson, I.V. Grigorieva, S.V. Dubonos, and A.A. Firsov, Nature **438**, 197 (2005).
- [13] Y. Zhang, Y.-W. Tan, H.L. Stormer, and P. Kim, Nature **438**, 201 (2005).
- [14] F.D.M. Haldane, Phys. Rev. Lett. **51**, 605 (1983).
- [15] F.D.M. Haldane and E.H. Rezayi, Phys. Rev. Lett. **54**, 237 (1985).
- [16] F.D.M. Haldane, in *The Quantum Hall Effect*, Eds. R.E. Prange and S.M. Girvin (Springer, New York, 1987), p. 303.
- [17] V.M. Apalkov, and T. Chakraborty, Phys. Rev. Lett. **97**, 126801 (2006).
- [18] M.O. Goerbig, R. Moessner, and B. Ducot, Phys. Rev. B **74**, 161407(R) (2006).
- [19] T. Chakraborty and P. Pietiläinen, *The Quantum Hall Effects*, 2nd edition (Springer, New York, 1995).
- [20] M. Greiter, Phys. Rev. B **83**, 115129 (2011).
- [21] G. Fano, F. Ortolani, and E. Colombo, Phys. Rev. B **34**, 2670 (1986).
- [22] V. Apalkov, X.F. Wang, and T. Chakraborty, Int. J. Mod. Phys. B **21**, 1165 (2007).
- [23] C. Toke, P.E. Lammert, V.H. Crespi, J.K. Jain, Phys. Rev. B **74** (2006), p. 235417.
- [24] N. Shibata and K. Nomura, J. of Phys. Soc. of Japan **78**, 104708 (2009).
- [25] X. Du, I. Skachko, F. Duerr, A. Luican, and E.Y. Andrei, Nature **462**, 192 (2009).
- [26] D.A. Abanin, I. Skachko, X. Du, E.Y. Andrei, and L.S. Levitov, Phys. Rev. B **81**, 115410 (2010).
- [27] K.I. Bolotin, F. Ghahari, M.D. Shulman, H.L. Störmer, and P. Kim, Nature **462**, 196 (2009).
- [28] F. Ghahari, Y. Zhao, P. Cadden-Zimansky, K. Bolotin, and P. Kim, Phys. Rev. Lett. **106**, 046801 (2011).
- [29] K.S. Novoselov, E. McCann, S.V. Morozov, V.I. Fal'ko, M.I. Katsnelson, U. Zeitler, D. Jiang, F. Schedin, and A.K. Geim, Nat. Phys. **2**, 177 (2006).
- [30] E. McCann and V. Falko, Phys. Rev. Lett. **96**, 086805 (2006).
- [31] E. McCann, Phys. Rev. B **74**, 161403 (2006).
- [32] T. Ohta, A. Bostwick, T. Seyller, K. Horn, E. Rotenberg, Science **313**, 951 (2006).
- [33] M. Koshino and E. McCann, Phys. Rev. B **81**, 115315 (2010).
- [34] E. McCann, in [5], Ch. 8.
- [35] Y. Zhao, P. Cadden-Zimansky, Z. Jiang, and P. Kim, Phys. Rev. Lett. **104**, 066801 (2010).
- [36] J.M. Pereira, Jr., F.M. Peeters, and P. Vasilopoulos, Phys. Rev. B **76**, 115419 (2007).
- [37] D.S.L. Abergel and T. Chakraborty, Phys. Rev. Lett. **102**, 056807 (2009).
- [38] M. Mucha-Kruczynski, I.L. Aleiner, and V.I. Fal'ko, Phys. Rev. B **84**, 041404(R) (2011).
- [39] V.M. Apalkov and T. Chakraborty, Phys. Rev. B **84**, 033408 (2011).
- [40] S. Latil and L. Henrard, Phys. Rev. Lett. **97**, 036803 (2006); S. Shallcross, S. Sharma, and O.A. Pankratov, Phys. Rev. Lett. **101**, 056803 (2008).
- [41] J.M.B. Lopes dos Santos, N.M.R. Peres, and A.H. Castro Neto, Phys. Rev. Lett. **99**, 256802 (2007).
- [42] E.J. Mele, Phys. Rev. B **81**, 161405 (2010).
- [43] V.M. Apalkov and T. Chakraborty, Phys. Rev. Lett. **105**, 036801 (2010).
- [44] T. Chakraborty, Adv. Phys. **49**, 959 (2000); T. Chakraborty, P. Pietiläinen, and F.C. Zhang, Phys. Rev. Lett. **57**, 130 (1986); T. Chakraborty, Surf. Sci. **229**, 16 (1990); T. Chakraborty and F.C. Zhang, Phys. Rev. B **29**, 7032 (1984); F.C. Zhang and T. Chakraborty, *ibid.* **34**, 7076 (1986); T. Chakraborty and P. Pietiläinen, *ibid.* **39**, 7971 (1989); **41**, 10862 (1990); Phys. Rev. Lett. **76**, 4018 (1996); **83**, 5559 (1999).
- [45] R.G. Clark, S.R. Haynes, A.M. Suckling, J.R. Mallett, P.A. Wright, J.J. Harrish, and C.T. Foxon, Phys. Rev. Lett. **62**, 1536 (1989); J.P. Eisenstein, H.L. Störmer, L. Pfeiffer, and K.W. West, *ibid.* **62**, 1540 (1989); A.G. Davis, R. Newbury, M. Pepper, J.E.F. Frost, D.A. Ritchie, and G.A.C. Jones, Phys. Rev. B **44**, 13128 (1991); L.W. Engel, S.W. Hwang, T. Sajoto, D.C. Tsui, and M. Shayegan, *ibid.* **45**, 3418 (1992); T. Sajoto, Y.W. Suen, L.W. Engel, M.B. Santos, and M. Shayegan, *ibid.* **41**, 8449 (1990).
- [46] Y.-H. Hyun, Y. Kim, C. Sochichiu and M.-Y. Choi, J. Phys.: Condens. Matter **24** 045501 (2012).
- [47] I.V. Kukushkin, K. von Klitzing, and K. Eberl, Phys. Rev. B **55**, 10607 (1997).
- [48] A. Stern and B.I. Halperin, Phys. Rev. Lett. **96**, 016802 (2006).
- [49] A. Stern, Ann. Phys. **323**, 204 (2008).
- [50] N. Read and D. Green, Phys. Rev. B **61**, 10267 (2000); D.A. Ivanov, Phys. Rev. Lett. **86**, 268 (2001).
- [51] N. Read, Physica **B 298**, 121 (2001); G. Moore and N. Read, Nucl. Phys. B **360**, 362 (1991).
- [52] M. Levin, B.I. Halperin, and B. Rosenow, Phys. Rev. Lett. **99**, 236806 (2007).
- [53] S.S. Lee, S. Ryu, C. Nayak, and M.P.A. Fisher, Phys. Rev. Lett. **99**, 236807 (2007).
- [54] M. Greiter, X.-G. Wen, and F. Wilczek, Phys. Rev. Lett. **66**, 3205 (1991); Nucl. Phys. **B374**, 567 (1992).
- [55] V. Apalkov and T. Chakraborty, Phys. Rev. Lett. **107**, 186803 (2011).
- [56] M. Storni, R.H. Morf, S. Das Sarma, Phys. Rev. Lett. **104**, 076803 (2010).