

CVA and FVA to Derivatives Trades Collateralized by Cash

Lixin Wu *

Department of Mathematics
University of Science and Technology
Clear Water Bay, Kowloon
Hong Kong

January 18, 2013

*Part of the results of this paper have been presented in the World Congress of Bachelor Finance Society, June, 2012, Sydney; The First Hong Kong-Shanghai Workshop on Quantitative Finance and Risk Management, September, 2012, Shanghai; Mathematical Finance Seminar in Imperial College, October, 2012, London; the Workshop Stochastic Control and Financial Applications by AMSS-PolyU Joint Research Institute, December, 2012, Hong Kong; and the First Asian Quantitative Finance Conference, January 2013, Singapore. I would like to thank Chunhong Li for computational assistance, and Damiano Brigo, Fabio Mecurio and Eckhard Platen for their helpful comments. All remaining errors are mine.

Abstract

In this article, we combine replication pricing with expectation pricing for derivative trades that are partially collateralized by cash. The derivatives are replicated by underlying assets and cash, using repurchasing agreement (repo) and margining, which incur funding costs. We derive a partial differential equation (PDE) for the derivatives price, obtain and decompose its solution into the risk-free value of the derivative plus credit valuation adjustment (CVA) and funding valuation adjustment (FVA). For most derivatives, as we shall show, CVAs can be evaluated analytically or semi-analytically, while FVAs, as well as the derivatives values, will have to be solved recursively through numerical procedures due to their interdependence. In numerical demonstrations, continuous and discrete margin revisions are considered, respectively, for an equity call option and a vanilla interest-rate swaps.

1 Introduction

One of the major consequences of the 2007-08 financial tsunami is the disappearance of the boundary between market risk and credit risk. After the tsunami, even popular vanilla trades on market risks are not immune from counterparty default risks, and accompanied with which also come the funding risks, meaning the higher and uncertain funding costs. To cope with the counterparty default risk, financial institutions have been increasingly adopting the practice of collateralization, creating the differentiation between the so-called CSA and non-CSA trades¹. Since the financial tsunami, pricing and managing both CSA and non-CSA derivative trades has been a major focus in the industry. Today, the use of credit valuation adjustment (CVA) has become the market standard to account for the counterparty default risks, yet discussions and research are still ongoing regarding the so-called funding valuation adjustment (FVA) for funding risks. Since credit and funding risks are intimately related, a recent trend is to evaluate these two kinds of risks consistently under a unified framework. In this article we present such a framework based on arbitrage pricing theory for the consistent evaluation of bilateral CVA and FVA for trades collateralized through, in particular, margining.

Early literatures on counterparty risks may be traced back to Sorensen and Bollier (1994), where the pricing of interest-rate swaps subject to counterparty default risks is considered. The same problem is also studied in Duffie and Huang (1996), where any payout is discounted using the discount rate of the paying party. Their model was later extended by Huge and Lando (1999) to explicitly account for the credit ratings of the counterparties. Over the years there has been more research, including Bielecki and Rutkowski (2001), Canabarro and Duffie (2004), and Picoult (2005). Gradually during the same period of time, the notion of credit valuation adjustment was established in industry. The effects of various new market features on CVA have also been studied, including “netting agreements”, which allow multiple obligations to be consolidated into a single one upon a default, by Brigo and Masetti (2005) and also by Pyktin and Zhu (2007), and wrong-way risk by Brigo and Pallavicini (2007). As an important feature, collaterals was considered, among others, by Cherubini (2005) in the evaluation of CVA for basic

¹CSA is for Credit Support Annex, a legal document of International Swap and Derivatives Association (ISDA) that regulates collateral posting. Non-CSA trades are also regulated by the ISDA master agreement.

products, and then in Li and Tang (2007) for general derivatives. Alavian *et al.* (2008) discuss minimum transfer amounts and collateral thresholds, and provide model independent formulas for the counterparty exposure. Assefa *et al.* (2009) introduce a model for the collateral process without accounting for minimum transfer amounts and collateral thresholds. Other than to the usual equity and interest-rate derivatives, the notion of CVA has also been extended to other asset classes, including commodity derivatives by Brigo and Bakkar (2009) and credit derivatives by Brigo and Chourdakis (2009).

Studies of funding valuation adjustment has become a focus only in recent years. In a classical Black-Scholes framework, Piterbarg (2010) derives replication pricing of derivatives under collateralization but without default risk. Funded replication pricing is also considered by Fries (2010) using the technique for pricing quantos, for which cash flows are indexed in one currency but paid in another. Fujii *et al.* (2010) analyze implications of currency risk for collateral modeling. For simple products like zero-coupon bonds or loans, Morini and Prampolini (2011) and Castagna (2011) investigate essential features of funding costs in the presence of default risk.

It is not hard to see that CVA and FVA are interrelated. While collaterals mitigate potential losses upon the counterparty defaults and thus reduce the value of CVA, they may incur additional funding cost to the posting party, which should be properly accounted for in the valuation process of derivatives. A current trend, seen for example in Burgard and Kjaer (2011), Pallavicini *et al.* (2011), Lu and Juan (2011) and Castagna (2011), is to study CVA and FVA in a consistent framework. Pallavicini *et al.* (2011) derive a nonlinear and recursive equation for the derivative value subject to counterparty and funding risks, with or without collaterals, and resort to an iterative method for its solution. A similar equation is also obtained by Crépey (2011). For un-collateralized trades with default payments governed by the 2002 ISDA master agreement, Burgard and Kjaer (2011) present a framework of replication pricing using underlying share and zero-coupon bonds. Wu (2012) replaces the zero-coupon bonds by credit default swaps in the replication arguments and derives explicit formulae for CVA and FVA under stochastic interest rates.

In this article, we will price derivatives trades that are partially collateralized by cash through unsecured borrowing, so-called margining, with collateral posting subject to a threshold value and a minimum transfer amount. We start with the issuer's hedging portfolio, which consists of the underlying asset and cash accounts, and define the fair value of a derivative to be

the premium payment that makes the expected present values of the cash flows from the two parties equal. A direct application of the Ito's lemma to the price dynamics of the derivatives subject to counterparty default and funding risks enables us to formulate CVA and FVA under a general context, including general asset price dynamics, stochastic interest rates, stochastic hazard rates and stochastic recovery rates. In a more transparent way, our results demonstrate the interdependence between the derivatives value and its FVA. For most derivatives, as we shall show, CVA can be evaluated analytically or semi-analytically, while FVA, as well as the derivatives value, will have to be solved recursively through numerical procedures due to their interdependence.

The combined approach of pricing has several distinct advantages. First, by including the cost of margining to the buyer's portfolio, we obtain a unique price for the derivative, regardless which party, the seller or the buyer, hedges the market risks. Second, for the first time, we are able to identify and evaluate all adjustment terms in generality. Third, the formulae for CVA and FVA offer clear insights to the active management of counterparty risks and funding risks, allowing them to be marked to market and actively hedged. Finally, the combined approach also has the potential to price other features like re-hypothecation, when collaterals are lent out for funding, and wrong-way risk, when exposure to a counterparty is adversely correlated with the credit quality of that counterparty. These features are however left for future research.

This article is organized as follows. In section 2 we start with replication pricing of an equity derivative and then switch to the martingale approach for pricing. In section 3 we study the actual evaluation of the adjustment terms, delivering closed-form formulae for CVA while describing numerical methods for FVA. A numerical example with continuous margin revision is presented. In section 4 we consider the pricing of interest-rate swaps under collateral posting through discrete margin revision, and again deliver closed-form solution to CVA. Finally, we conclude in section 5. Some technical details are placed in the appendix.

2 Arbitrage Pricing

2.1 Default payments

Consider the pricing of a derivative trade, with or without collateral, between two defaultable parties, B a bank (or seller) and C a counterparty (or buyer). Prior to the default of either party, the derivative generates the cash flows according to the contract. In case of a default, the default payment can be described in two ways, depending on whether or not there is a collateral. Let $V(t)$ (or V_t) denote the pre-default value of the derivative to party C , which is left continuous with right limit, so-called a càglàd function, $M(t)$ be the MTM value of the derivative, both are seen from the eyes of the buyer. When there is no collateral, the defaulted party pays the surviving party, according to the ISDA master agreement, the recovered value of its positive mark-to-market (MTM) value obtained through a dealer poll mechanism:

$$\begin{aligned} V(\tau_B+) &= R_B M^+(\tau_B) + M^-(\tau_B), \quad \text{if } B \text{ defaults,} \\ V(\tau_C+) &= M^+(\tau_C) + R_C M^-(\tau_C), \quad \text{if } C \text{ defaults,} \end{aligned} \tag{1}$$

where R_B and R_C are recovery rates, with $0 \leq R_B, R_C \leq 1$. The polling mechanism usually produces an MTM value close to the risk-free value of the derivative. The other possibility for $M(\tau)$ is the pre-default value.

When there is a collateral, the surviving party will keep the collateral, or part of the collateral if it is worth more than the MTM value of the derivative. Let $c(t)$ or c_t be the value of the collateral, then the payment upon a default or the post-default value of the derivative can be expressed as

$$\begin{aligned} V(\tau_B+) &= \min\{c^+(\tau_B), M^+(\tau_B)\} + M^-(\tau_B), \quad \text{if } B \text{ defaults,} \\ V(\tau_C+) &= \max\{c^-(\tau_C), M^-(\tau_C)\} + M^+(\tau_C), \quad \text{if } C \text{ defaults,} \end{aligned} \tag{2}$$

where τ_B and τ_C are the default time of the two parties, $c^+(\tau), c^-(\tau)$ and $M^+(\tau), M^-(\tau)$ are defined according to $f^+(\tau) = \max\{f(\tau), 0\}$ and $f^-(\tau) = \min\{f(\tau), 0\}$, respectively. The collateral can be either cash or other securities. When $c(t) > 0$, the collateral is posted by party B and placed under the custody of party C . When $c(t) < 0$, it is the opposite. Normally, there are $c(t) \geq 0$ for $M(t) > 0$, and $c(t) \leq 0$ for $M(t) < 0$. When the collateral is in the form of cash and is withdrawn from a margin account, we call it margining.

According to ISDA's master agreement, the value of cash collateral can be expressed as

$$\begin{aligned} c^+(t) &= (M(t) - H + X) 1_{\{M(t) \geq H\}}, \\ c^-(t) &= (M(t) + H - X) 1_{\{M(t) \leq -H\}}, \end{aligned} \quad (3)$$

where H is the threshold for collateral posting and X is the minimum transfer amount, both can be time dependent, with $H \geq X \geq 0$.

Note that (1) can be deduced from (2), for

$$\begin{aligned} c^+(t) &= R_B M^+(t), \\ c^-(t) &= R_C M^-(t). \end{aligned} \quad (4)$$

Therefore, we will use (2) as the general formulation of default payments for both un-collateralized and collateralized trades.

2.2 Replication and expectation pricing

Derivatives pricing in incomplete markets can be done as follows. First, we hedge the risks, as much as we can, using liquid instruments. Then, we assign risk premium to residual risks, if any, exposed by the hedged portfolio. These two steps will give rise to a governing equation for the value function. Funding costs arise in hedging as well as margining. The key to formulate the funding costs is to characterize the evolution of the margin accounts.

Without loss of generality, we consider the pricing of an equity derivative, which is allowed to switch between asset ($V_t > 0$) and liability ($V_t < 0$) over its life. Suppose at time $t = 0$ the bank "sells" a derivative to counterparty C at price V_0 . To hedge off risks, at any time $t \geq 0$ the issuer B forms a portfolio using the underlying share and cash:

$$\Pi_B(t) = \alpha_S S_t + [(\beta_B(t) - c_t) - \alpha_S S_t + c_t],$$

where S_t is the value of the underlying share, α_S , yet to be chosen, is the number of units of the underlying security for hedging, and $\beta_B(t)$ is the balance of the margin account before the actions of hedging and collateral posting. The three terms within the square brackets represent three different cash accounts. The first term is the balance of the margin account, which earns risk-free rate or costs risk-free rate plus a spread, respectively; the second term is the capital generated by "repoing in" or "repoing out" the

underlying for hedging purpose, and this piece of capital earns or costs the repo rate (corresponding to the underlying share), which normally has a spread over the risk-free rate; and the third term is the value of the collateral held by the counterparty (when $c_t > 0$) or posted by the counterparty (when $c_t < 0$), which however earns or costs only the risk-free rate. Initially, the value of the portfolio is

$$\Pi_B(0) = V_0^+ \geq 0,$$

and it evolves according to

$$\begin{aligned} d\Pi_B(t) = & r_t(\beta_B(t) - c_t)dt + x_B[\beta_B(t) - c_t]^- dt \\ & + \alpha_S dS_t - (r_t + \lambda_S)\alpha_S S_t dt + r_t c_t dt, \end{aligned} \quad (5)$$

where r_t is the risk-free spot rate, λ_S is the repo spread corresponding to the underlying share, and $x_B(t) \geq 0$ is the total funding spread to B for unsecured borrowing.

The buyer, meanwhile, also has a portfolio, which consists of the derivative and cash for funding purpose:

$$\Pi_C(t) = V_t + \beta_C(t).$$

When $V_t < 0$, the derivative becomes a liability to the buyer, who then is liable to post cash collateral of value $-c_t \geq 0$ to B , resulting in the following aggregated balance of his cash accounts:

$$\beta_C(t) = [\beta_C(t) + c_t] - c_t,$$

where the first term is balance in the buyer's margin account, and the second term is the value of the collateral posted to B . The aggregated return of C 's cash accounts is described by

$$d\beta_C(t) = r_t(\beta_C(t) + c_t)dt + x_C[\beta_C(t) + c_t]^- dt - r_t c_t dt, \quad (6)$$

subject to initial value

$$\beta_C(0) = -V_0^- \geq 0,$$

where in (6) $x_C(t)$ is the total funding spread to C for unsecured borrowing.

We model the uncertain market by the probability space $(\Omega, \mathcal{G}, \mathcal{G}_t, \mathbb{P})$, where \mathbb{P} is the physical measure, \mathcal{G}_t represents all market information up to time t . We can write $\mathcal{G}_t = \mathcal{F}_t \vee \mathcal{H}_t$, where \mathcal{F}_t is the usual filtration

which contains all market information except defaults while $\mathcal{H}_t = \sigma(\{\tau_B \leq u\} \vee \{\tau_C \leq u\} : u \leq t)$ carries only the information of default. To avoid unnecessary complication, we assume no correlation between the derivatives value and the credit worthiness of the two counterparties. For notational simplicity we assume throughout this article that there is no default by the current moment $t = 0$, i.e., $\tau > 0$.

For efficiency of presentation, we will work directly under the risk-neutral measure $\mathbb{Q} \sim \mathbb{P}$, which is the martingale measure corresponding to the numeraire of money market account,

$$B_t = e^{\int_0^t r_u du}, \quad (7)$$

and can be constructed by usual arguments for change of measure². The risk-neutral price dynamics of the underlying asset is

$$dS_t = S_t [(r_t - q_t)dt + \sigma_S(t)dW_t],$$

where W_t is a one-dimensional Brownian motion under \mathbb{Q} , σ_S is the percentage volatility of S_t , and q_t is the dividend yield of the share.

To avoid potential complications brought by the possibly stochastic interest rate, we will work with asset prices discounted by money market account:

$$\hat{A}_t = \frac{A_t}{B_t},$$

where A_t represents the cum-dividend price of any tradeable assets. It can be easily verified that discount price of the cum-dividend share,

$$\hat{S}_t = \frac{S_t e^{\int_0^t q_s ds}}{B_t},$$

has the following risk-neutral dynamics:

$$d\hat{S}_t = \hat{S}_t \sigma_S(t) dW_t.$$

The discount value of the seller's hedging portfolio then evolves according to

$$d\hat{\Pi}_B(t) = \alpha_S \hat{S}_t \sigma_S dW_t - \alpha_S \lambda_S \hat{S}_t dt + x_B [\hat{\beta}_B(t) - \hat{c}_t]^- dt. \quad (8)$$

²Note that \mathbb{Q} can be uniquely determined if, in addition to the underlying share, default risks and recovery risks can also be traded in the markets, through, for example, credit default swaps and recovery swaps.

On the other hand, the discount value of the buyer's portfolio is

$$\hat{\Pi}_C(t) = \hat{V}_t + \hat{\beta}_C(t).$$

According to the Ito's lemma,

$$d\hat{V}_t = \left(\partial_t \hat{V}_t + \frac{1}{2} \hat{S}_t^2 \sigma_S^2 \partial_S^2 \hat{V}_t \right) dt + \partial_S \hat{V}_t \hat{S}_t \sigma_S dW_t + \Delta \hat{V}_B dJ_B + \Delta \hat{V}_C dJ_C,$$

where J_B and J_C are two independent Poisson processes that jump from 0 to 1 with risk-neutral intensities λ_B and λ_C , $\Delta \hat{V}_B$ and $\Delta \hat{V}_C$ stand for the jump sizes upon the first default of B and C , while the aggregated discount value of the buyer's cash accounts grows according to

$$d\hat{\beta}_C(t) = x_C[\hat{\beta}_C(t) + \hat{c}_t]^- dt.$$

It then follows that

$$\begin{aligned} d\hat{\Pi}_C(t) = & \left(\partial_t \hat{V}_t + \frac{1}{2} \hat{S}_t^2 \sigma_S^2 \partial_S^2 \hat{V}_t \right) dt + \partial_S \hat{V}_t \hat{S}_t \sigma_S dW_t + \Delta \hat{V}_B dJ_B + \Delta \hat{V}_C dJ_C \\ & + x_C[\hat{\beta}_C(t) + \hat{c}_t]^- dt. \end{aligned} \tag{9}$$

Subtracting (8) from (9) we obtain the difference of returns between the seller's and buyer's portfolios:

$$\begin{aligned} d\hat{\Pi}_C(t) - d\hat{\Pi}_B(t) = & \left(\partial_t \hat{V}_t + \frac{1}{2} \hat{S}_t^2 \sigma_S^2 \partial_S^2 \hat{V}_t \right) dt + \Delta \hat{V}_B dJ_B + \Delta \hat{V}_C dJ_C \\ & + (\partial_{\hat{S}} \hat{V}_t - \alpha_S) \hat{S}_t \sigma_S dW_t \\ & + \lambda_S \alpha_S dt - x_B[\hat{\beta}_B(t) - \hat{c}_t]^- dt + x_C[\hat{\beta}_C(t) + \hat{c}_t]^- dt. \end{aligned} \tag{10}$$

To hedge against the diffusion risks, B should take

$$\alpha_S = \partial_{\hat{S}} \hat{V}_t.$$

Suppose the residual jump risks can be hedged by using credit default swaps (CDS), then, because upon entry a CDS has no value, we assign no risk premium to the jump risks and thus can set the \mathbb{Q} expectation of (10) to

zero. After rearranging, we obtain the governing PDE for the value of the derivative:

$$\begin{aligned} \partial_t \hat{V}_t + \frac{1}{2} \sigma_S^2 \hat{S}^2 \partial_{\hat{S}}^2 \hat{V}_t = & -\lambda_B E_t[\Delta \hat{V}_B] - \lambda_C E_t[\Delta \hat{V}_C] \\ & - \lambda_S \hat{S} \partial_{\hat{S}} \hat{V}_t + x_B [\hat{\beta}_B(t) - \hat{c}_t]^- - x_C [\hat{\beta}_C(t) + \hat{c}_t]^-, \end{aligned} \quad (11)$$

where λ_B and λ_C are the respective risk-neutral intensities of default for B and C , and the conditional expectation is defined by

$$E_t[X] := E^Q[X | \mathcal{F}_t \vee \{\tau > t\}].$$

Equation (11) is subject to (2), the payment upon default, or to the usual terminal condition of derivatives payoff at maturity. Note that (11) is valid for both deterministic and stochastic spot interest rates, and it will become a lot more complex if instead spot prices are used under stochastic interest rates.

Using the Feynman-Kac formula, we obtain the following expression of the solution to (11):

$$\begin{aligned} \hat{V}_0 = E_0^Q[\hat{V}_{T \wedge \tau}] + E_0^Q \left[\int_0^{T \wedge \tau} \left(\lambda_B E_u[\Delta \hat{V}_B] + \lambda_C E_u[\Delta \hat{V}_C] \right. \right. \\ \left. \left. + \lambda_S \hat{S}_u \partial_{\hat{S}} \hat{V}_u - x_B [\hat{\beta}_B(u) - \hat{c}_u]^- + x_C [\hat{\beta}_C(u) + \hat{c}_u]^+ \right) du \right], \end{aligned} \quad (12)$$

where $\tau = \tau_B \wedge \tau_C$. For actual valuation, (12) is not too useful due to the presence of the path-dependent integral with stochastic upper limit. Additional efforts are required to solve for \hat{V}_0 .

We now derive an alternative Feynman-Kac formula for the process of the value function. Combining the diffusion and the first jump of the value function, we have

$$\begin{aligned} [1_{\tau > T} \hat{V}_T + 1_{\tau \leq T} \hat{V}(\tau+)] - \hat{V}_0 \\ = \int_0^{T \wedge \tau} \left[\left(\partial_u \hat{V}_u + \frac{1}{2} \hat{S}_u^2 \sigma_S^2 \partial_{\hat{S}}^2 \hat{V}_u \right) du + \hat{S}_u \partial_{\hat{S}} \hat{V}_u \sigma_S dW_u + \Delta \hat{V}_u dJ_u \right]. \end{aligned}$$

Conditional on $\mathcal{F}_0 \vee \{\tau > 0\}$, we take expectation on both sides of the above equation, then, by making use of the equation (11), we obtain

$$\begin{aligned} E_0^Q[1_{\tau > T} \hat{V}_T] + E_0^Q[1_{\tau \leq T} \hat{V}(\tau+)] - \hat{V}_0 \\ = E_0^Q \left[\int_0^{T \wedge \tau} \left(-\lambda_S \hat{S}_u \partial_{\hat{S}} \hat{V}_u - x_B [\hat{\beta}_B(u) - \hat{c}_u]^- + x_C [\hat{\beta}_C(u) + \hat{c}_u]^+ \right) du \right]. \end{aligned}$$

Rearranging, we end up with

Proposition 2.1 *The solution to (11) is*

$$\begin{aligned} \hat{V}_0 = & E_0^Q[1_{\{\tau > T\}} \hat{V}_T] + E_0^Q[1_{\{\tau \leq T\}} \hat{V}(\tau+)] \\ & + E_0^Q \left[\int_0^{T \wedge \tau} \left(\lambda_S \hat{S}_u \partial_{\hat{S}} \hat{V}_u - x_B [\hat{\beta}_B(u) - \hat{c}_u]^- + x_C [\hat{\beta}_C(u) + \hat{c}_u]^- \right) du \right] \quad \square \end{aligned} \quad (13)$$

Next, we will build the connection between the fair value of the derivative and its risk-free counterpart,

$$\hat{V}_e(0) = \hat{V}_e(\hat{S}_0, 0) \triangleq E_0^Q[\hat{V}_T].$$

Obviously there is

$$E_0^Q[1_{\{\tau > T\}} \hat{V}_T] = E_0^Q[\hat{V}_T] - E_0^Q[1_{\{\tau \leq T\}} \hat{V}_T]. \quad (14)$$

By the *tower law*, we have

$$\begin{aligned} E_0^Q[1_{\{\tau \leq T\}} \hat{V}_T] &= E_0^Q[1_{\{\tau \leq T\}} E^Q[\hat{V}_T | \mathcal{G}_\tau]] \\ &= E_0^Q[1_{\{\tau \leq T\}} E^Q[\hat{V}_T | \mathcal{F}_\tau]] \\ &= E_0^Q[1_{\{\tau \leq T\}} \hat{V}_e(\tau)]. \end{aligned} \quad (15)$$

Substituting (14) and (15) back to (13), we obtain

$$\begin{aligned} \hat{V}_0 = & E_0^Q[\hat{V}_T] + E_0^Q[1_{\{\tau \leq T\}} (\hat{V}(\tau+) - \hat{V}_e(\tau))] \\ & + E_0^Q \left[\int_0^{T \wedge \tau} \left(\lambda_S \hat{S}_u \partial_{\hat{S}} \hat{V}_u - x_B [\hat{\beta}_B(u) - \hat{c}_u]^- + x_C [\hat{\beta}_C(u) + \hat{c}_u]^- \right) du \right]. \end{aligned}$$

By distinguishing between $\tau = \tau_B$ and $\tau = \tau_C$ and noticing $\hat{V}_0 = V_0$ and $\hat{V}_e(0) = V_e(0)$, we arrive at the key result of this article.

Proposition 2.2 *The value of a derivative under counterparty default and funding risks is given by*

$$\begin{aligned} V_0 = & V_e(0) + E_0^Q[1_{\{\tau = \tau_B \leq T\}} (\hat{V}(\tau_B+) - \hat{V}_e(\tau_B))] \\ & + E_0^Q[1_{\{\tau = \tau_C \leq T\}} (\hat{V}(\tau_C+) - \hat{V}_e(\tau_C))] \\ & + E_0^Q \left[\int_0^{T \wedge \tau} \left(\lambda_S \hat{S}_u \Delta_u - x_B [\hat{\beta}_B(u) - \hat{c}_u]^- + x_C [\hat{\beta}_C(u) + \hat{c}_u]^- \right) du \right], \end{aligned} \quad (16)$$

where $\Delta_u = \partial_{\hat{S}} \hat{V}_u$, and $\hat{\beta}_B(t)$ and $\hat{\beta}_C(t)$ satisfy the following evolution equations

$$\begin{aligned} d\hat{\beta}_B(t) &= \alpha_S \hat{S}_t \sigma_S dW_t - \alpha_S \lambda_S \hat{S}_t dt + x_B [\hat{\beta}_B(t) - \hat{c}_t]^- dt, \quad \beta_B(0) = V_0^+, \\ d\hat{\beta}_C(t) &= x_C [\hat{\beta}_C(t) + \hat{c}_t]^- dt, \quad \beta_C(0) = -V_0^-. \end{aligned} \quad (17)$$

The last three terms of (16) represent respectively the CVA for the default risk of B and C and FVA to the derivatives value.³ \square

It can be seen that funding cost terms due to margining depend on V_0 , the initial premium of the derivative, so (16) only implicitly defines V_0 , which in general will have to be solved numerically with some methods of recursion. While the formulation of CVAs in (16) is similar to some existing results in the literature, e.g. Gregory (2009) and Brigo and Capponi (2010), the formulation of FVA is more specific and transparent than existing results in, e.g. Pallavicini *et al.* (2011) and Crépey (2011).

We have a few more remarks. First, Proposition 2 remains valid for stochastic default intensities and funding spreads. Second, formula (16) can be generalized to pricing a derivative on multiple underlying assets, simply by replacing the funding cost for a single repo by that for a portfolio of repos on different underlying assets. Finally, the proposition can be naturally generalized to pricing a portfolio of derivatives with close-out netting agreements between a single counterparty (see e.g. Pykin and Zhu (2007)), or a derivative with multiple cash flows, including, for example, caps/floors, interest-rate swaps, credit default swaps and etc.

We may decompose a firm's funding spread for unsecured borrowing into two components: firm-specific funding spreads and market-wide funding spread, the latter may arise during a credit crunch. Arguably, the firm-specific funding spread is approximately the credit default swap rate on the firm. Thus we may write

$$x_B = \lambda_B E_t[L_B] + \lambda_M, \quad \text{and} \quad x_C = \lambda_C E_t[L_C] + \lambda_M,$$

where L_B and L_C are the loss rates of B and C upon their defaults, and $\lambda_M \geq 0$ is market-wide funding spread. We may treat λ_M as an indicator of

³The combined CVA for the default risks of B and C is also called bilateral CVA. To either party, the CVA for a party's own default risk is also called debit valuation adjustment (DVA).

market-wide funding liquidity. To some extent λ_M , can be used to address the issue of liquidity valuation adjustment (LVA).

There is also a possibility that the risk-less value of the derivative has taken into account the cost created by the repo spread, meaning that the risk-less value of the derivative is instead

$$\hat{V}_s(0) \triangleq E_0^{Q_s}[\hat{V}_T],$$

where \mathbb{Q}_s is equivalent to \mathbb{Q} so that under \mathbb{Q}_s the price of the underlying asset adjusted by the funding cost through repos,

$$\tilde{S}_t = \hat{S}_t e^{-\int_0^t \lambda_S du} = \frac{S_t e^{\int_0^t (q_u - \lambda_S) du}}{B_t},$$

is a martingale. Obviously, this new measure, \mathbb{Q}_s , is defined by

$$\left. \frac{d\mathbb{Q}_s}{d\mathbb{Q}} \right|_{\mathcal{F}_t} = e^{\int_0^t -\frac{1}{2}\gamma^2 du + \gamma dW_u},$$

with

$$\gamma = -\frac{\lambda_S}{\sigma_S}.$$

It is straightforward to show the following relationship between the two version of risk-less values:

$$\hat{V}_s(0) = \hat{V}_e(\tilde{S}_0, 0).$$

In terms of $V_s(0) = \hat{V}_s(0)$ and \mathbb{Q}_s , we have a simpler expression for the fair value V_0 .

Proposition 2.3 *The value of a derivative under stochastic credit, debit and funding risks is given by*

$$\begin{aligned} V_0 = & V_s(0) + E_0^{Q_s} [1_{\{\tau=\tau_C \leq T\}} (\hat{V}(\tau_C+) - \tilde{V}_s(\tau_C))] \\ & + E_0^{Q_s} [1_{\{\tau=\tau_B \leq T\}} (\hat{V}(\tau_B+) - \tilde{V}_s(\tau_B))] \\ & + E_0^{Q_s} \left[\int_0^{T \wedge \tau} \left(-x_B [\hat{\beta}_B(u) - \hat{c}_u]^- + x_C [\hat{\beta}_C(u) + \hat{c}_u]^- \right) du \right] \quad \square \end{aligned}$$

3 Evaluation of the Adjustment Values

For a collateralized trade, the payment upon a default is described in (2), with the values of the collaterals given by either (3) or (4), where the MTM value of the derivative can take either

1. the risk-free value, $M(\tau) = V_e(\tau)$, or
2. the pre-default value, $M(\tau) = V(\tau)$.

For simplicity or analytical tractability in the valuation of CVA and FVA, we assume hereafter that 1) the hazard rates for defaults are deterministic and 2) the value of the collateral does not exceed the MTM value of the derivatives, i.e. $|c(\tau)| \leq |M(\tau)|$. When numerical methods are adopted for the valuation, these assumptions are not necessary.

3.1 When $M(\tau) = V_e(\tau)$

When the MTM value takes the risk-free value, the loss upon the default of B is

$$\begin{aligned} V(\tau_B+) - V_e(\tau_B) &= c^+(\tau_B) + V_e^-(\tau_B) - V_e(\tau_B) \\ &= -V_e^+(\tau_B) + R_B (V_e(\tau_B) - H + X) 1_{\{V_e(\tau_B) > H\}}, \end{aligned} \quad (18)$$

where we have made use of the identity

$$f_t = f_t^+ + f_t^-$$

for general real functions. Similarly we also have the following general expression of default payment by C

$$V(\tau_C+) - V_e(\tau_C) = -V_e^-(\tau_C) + R_C (V_e(\tau_C) + H - X) 1_{\{V_e(\tau_C) \leq -H\}}. \quad (19)$$

Corresponding to cases with or without collateral, we have 1) $R_B = R_C = 1$ for $H > 0$ or 2) $0 \leq R_B, R_C < 1$ for $H = X = 0$.

3.1.1 Evaluation of CVAs

Plugging (18) and (19) to the CVA terms in (16), we obtain

$$\begin{aligned} CVA_B &= -E_0^Q \left[1_{\{\tau=\tau_B \leq T\}} (CC(S_0, \tau_B, 0, 0) - R_B CC(S_0, \tau_B, H, X)) \right], \\ CVA_C &= -E_0^Q \left[1_{\{\tau=\tau_C \leq T\}} (CP(S_0, \tau_C, 0, 0) - R_C CP(S_0, \tau_C, H, X)) \right], \end{aligned}$$

where

$$\begin{aligned} CC(S_0, \tau_B, H, X) &= E_0^Q \left[\left(\hat{V}_e(\tau_B) - \hat{H} \right)^+ + \hat{X} 1_{\{\hat{V}_e(\tau_B) > \hat{H}\}} \right], \\ CP(S_0, \tau_C, H, X) &= E_0^Q \left[\left(\hat{V}_e(\tau_C) + \hat{H} \right)^- - \hat{X} 1_{\{\hat{V}_e(\tau_C) \leq -\hat{H}\}} \right]. \end{aligned}$$

Note that both CC and CP can be treated as the discount values of a usual compound option plus a digital option. For general payoff functions, the compound plus digital options can be conveniently evaluated by numerical methods, including finite difference methods and Monte Carlo simulations. For vanilla call or put options, there are closed-form solutions for the compound options (Geske, 1979), which are provided in the appendix for completeness.

Since the first default of either party follows a Poisson process, we know that, conditional on $\mathcal{F}_0 \vee \{\tau > 0\}$, the probability density function of the first default by either party is

$$f_i(u) = \lambda_i(u) e^{-\int_0^u (\lambda_B(v) + \lambda_C(v)) dv}, \quad i = B \text{ or } C.$$

So the evaluation of CVAs is just a matter of deterministic integrations:

$$\begin{aligned} CVA_B &= - \int_0^T f_B(u) (CC(S_0, u, 0, 0) - R_B CC(S_0, u, H, X)) du, \\ CVA_C &= - \int_0^T f_C(u) (CP(S_0, u, 0, 0) - R_C CP(S_0, u, H, X)) du. \end{aligned}$$

When a derivative is either assets ($V(T) \geq 0$) or liabilities ($V(T) \leq 0$), there are

$$\begin{aligned} CC(S_0, \tau_B, 0, 0) &= V_e^+(0), \\ CP(S_0, \tau_C, 0, 0) &= V_e^-(0). \end{aligned}$$

If, furthermore, if the values of the collaterals are proportional to the risk-less value, corresponding to $H = X = 0$, then the evaluation of the CVA_B and CVA_C can be much simplified:

$$\begin{aligned} CVA_B &= -E_0^Q [1_{\{\tau=\tau_B \leq T\}}] (1 - R_B) V_e^+(0) \\ CVA_C &= -E_0^Q [1_{\{\tau=\tau_C \leq T\}}] (1 - R_C) V_e^-(0). \end{aligned}$$

Let $L_B = 1 - R_B$ and $L_C = 1 - R_C$, which can be treated as the loss rates. By working out the default probabilities we arrive at

Proposition 3.1 *When the derivative is either an asset or a liability and both default intensities and loss rates are constants, there are*

$$\begin{aligned} CVA_B &= \frac{-\lambda_B}{\lambda_B + \lambda_C} [1 - e^{-(\lambda_B + \lambda_C)T}] L_B V_e^+(0), \\ CVA_C &= \frac{-\lambda_C}{\lambda_B + \lambda_C} [1 - e^{-(\lambda_B + \lambda_C)T}] L_C V_e^-(0). \quad \square \end{aligned}$$

The above results simply show that a CVA is equal to the product of first-default probability of the party of liability and the lost value to the surviving party, which generalize the existing result of CVA under unilateral default risk of the counterparty (see e.g. Pykting and Zhu (2007) or Gregory (2009)):

$$CVA_C = - [1 - e^{-\lambda_C T}] L_C V_e^-(0).$$

3.1.2 Evaluation of FVA

In general, the evaluation of FVA has to resort to numerical methods like lattice-tree methods, due to the presence of the derivative premium in the funding cost terms and the path-dependence nature of the margin costs. Denote

$$\begin{aligned} FVA_S &= E_0 \left[\int_0^T 1_{u \leq \tau} \lambda_S \hat{S}_u \partial_{\hat{S}} \hat{V}_u du \right], \\ FVA_B &= - E_0 \left[\int_0^T 1_{u \leq \tau} x_B [\hat{\beta}_B(u) - \hat{c}_u]^- du \right], \\ FVA_C &= E_0 \left[\int_0^T 1_{u \leq \tau} x_C [\hat{\beta}_C(u) + \hat{c}_u]^- du \right], \end{aligned}$$

which can be evaluated by different strategies.

To evaluate FVA_S , we take advantage of the independence between default risks and the market risk, which leads to

$$FVA_S = \int_0^T \lambda_S E_0 \left[\hat{S}_u \partial_{\hat{S}} \hat{V}_u \right] E_0[1_{\tau \geq u}] du,$$

with

$$E_0[1_{\tau \geq u}] = e^{-\int_0^u (\lambda_B + \lambda_C) du}.$$

The only problem left for valuating FVA_S is to calculate $E_0[\hat{S}_u \partial_{\hat{S}} \hat{V}_u]$, the expected value of the delta hedging term, which however is not readily available. For many types of derivatives, there is however a shortcut. In fact, we can approximate the true delta by that of the risk-free value, i.e., to let $\partial_{\hat{S}} \hat{V}_u \approx \partial_{\hat{S}} \hat{V}_e(u)$, then, due to the martingale property of the delta hedging term for the risk-free derivative, we obtain

$$FVA_S \approx \int_0^T \lambda_S E_0[1_{\tau \geq u}] du \hat{S}_0 \partial_{\hat{S}} \hat{V}_e(0).$$

FVA_B and FVA_C depend on V_0 , since functions $\hat{\beta}_B(t)$ and $\hat{\beta}_C(t)$ in the integrand start from $\beta_B(0) = V_0^+$ and $\beta_C(0) = -V_0^-$. Once a value of V_0 is given, FVA_B and FVA_C can be conveniently evaluated by either Monte Carlo simulation methods or lattice tree methods, so they can be treated as functions of V_0 . Therefore, V_0 satisfies the following equation:

$$V_0 - FVA_B(V_0) - FVA_C(V_0) = V_e(0) + CVA_B + CVA_C + FVA_S, \quad (20)$$

where the right-hand side is a constant while the left-hand side is actually a monotonically increasing function of V_0 , which thus can be easily solved by a root-finding method like bisection method or fixed-point iteration method.

Example 1. For demonstration, we price an at-the-money (ATM) European call option for a range of issuer's hazard rate. Let the stock price be $S_t = 100$, with volatility $\sigma = 20\%$ and dividend yield $q_t = 0$, and let the interest rate be $r_t = 3\%$. When there is no credit and funding risks, the price of one-year ATM call option is $V_e = 9.4134$, according to the Black-Scholes formula. In the presence of counterparty default and funding risks, we need to make valuation adjustments to the risk-free value. Since the call option is a liability to the issuer, there are $CVA_C = FVA_C = 0$, so that

$$V_0 = V_e(0) + CVA_B + FVA_S + FVA_B.$$

We calculate the option value and its valuation adjustments using a binomial tree model for the underlying share price, with the time-step size of $\Delta t = 1/52$.

We take the following parameters for funding or credit risks. The repo basis is $\lambda_S = 0.75\%$, the market-wide funding spread is $\lambda_M = 0$, the loss rates are $L_B = L_C = 0.6$, the default intensity for C is $\lambda_C = 1.5\%$, and we let λ_B , the default intensity for B , vary from 0 to 300 basis points. We

consider both no-CSA and CSA trades. For the no-CSA trade, we apply a 40% recovery rate upon default to the risk-free value. For the CSA trade with cash collateral, we take the threshold value and the minimum transfer amount to be $H = 4$ and $X = 2$, respectively.

Figure 1 and 2 show the option values together with its valuation adjustments, without and with collaterals. In both figures, the plot on the right gives an enlarged view of the adjustment values only. As we can see, the corresponding funding valuation adjustment terms in both cases are very close in value, and they are insensitive to the hazard rate of B . In particular, the funding valuation adjustment due to margining is negligibly small (and is under 10^{-5}). This can be explained as follows. Under our diffusion model for the underlying share, the call option can be perfectly replicated, until the first default or maturity, so the value of the margin account, $\beta_B(t)$, equals to the value of the option. When the value of the cash collateral is smaller than the value of the option, the margin balance after collateral withdrawal will stay positive and thus incur no cost. The cost for delta hedging using repos is neither negligible nor sensitive to the hazard rate of B . The credit valuation adjustment, meanwhile, is sensitive to the hazard rate of B , with its magnitude depending on the amount of collateral being put down. In both cases, the CVAs are insignificant when compared with the option values.

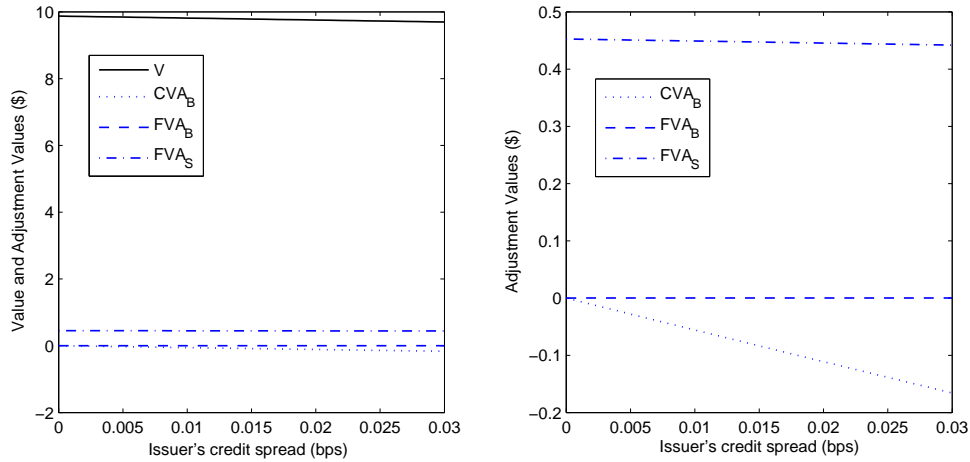


Figure 1. Derivatives value and the adjustments without collateral

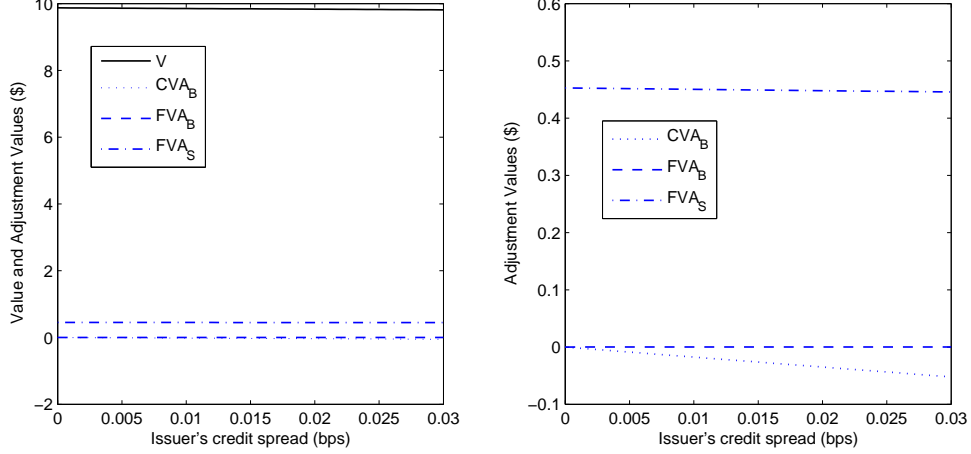


Figure 2. Derivatives value and the adjustments with cash collateral

3.2 When $M(\tau) = V(\tau)$

When the MTM value upon a default takes the pre-default value, formula (16) is not too useful, and we thus revisit (11), the governing equation for the pre-default value. Given the value of the collateral being capped by the pre-default value, we have the jump size be either

$$\Delta \hat{V}_B = \hat{c}_t^+ - \hat{V}_t^+, \quad \text{or} \quad \Delta \hat{V}_C = \hat{c}_t^- - \hat{V}_t^-,$$

with c_t given by (3) or (4). Plug in the above expressions into (11), we obtain

$$\begin{aligned} \partial_t \hat{V}_t + \frac{1}{2} \sigma_S^2 \hat{S}^2 \partial_{\hat{S}}^2 \hat{V}_t = & -\lambda_B \Delta \hat{V}_B(t) - \lambda_C \Delta \hat{V}_C(t) \\ & - \lambda_S \hat{S} \partial_{\hat{S}} \hat{V}_t + x_B [\hat{\beta}_B(t) - \hat{c}_t]^- - x_C [\hat{\beta}_C(t) + \hat{c}_t]^-, \end{aligned}$$

augmented with either default payment (2) or terminal payment at maturity. This unconventional terminal-value problem can be very expensive to solve, while analytical methods seem less likely.

For illustration, let us consider the pricing of a derivative asset, with $\hat{V}(T) \geq 0$, in the absence of collateral and with proportional recovery upon default. It can be argued that there is $\hat{\beta}_B(t) = \hat{V}_t \geq 0$ due to perfect replication. So, the cost for margining reduces to zero and the unconventional

terminal-value problem of the PDE can be simplified into

$$\begin{aligned} \partial_t \hat{V}_t + \frac{1}{2} \sigma_S^2 \hat{S}^2 \partial_S^2 \hat{V}_t &= \lambda_B E_t[L_B] \hat{V}_t - \lambda_S \hat{S} \partial_t \hat{V}_t, \quad 0 \leq t \leq \tau_B \wedge T, \\ \hat{V}(\tau_B+) &= R_B \hat{V}(\tau_B), \quad \text{or} \quad \hat{V}(T) = \hat{f}(S), \end{aligned} \quad (21)$$

where $f(S)$ is the payoff at maturity. The solution to (21) can be expressed using \mathbb{Q}_s expectations:

$$\begin{aligned} \hat{V}_0 &= E_0^{\mathbb{Q}_s} \left[e^{-\int_0^{\tau_B} \lambda_B E_u[L_B] du} R_B \hat{V}(\tau_B) 1_{\tau_B \leq T} \right] \\ &\quad + E_0^{\mathbb{Q}_s} \left[e^{-\int_0^T \lambda_B E_u[L_B] du} \hat{f}(S_T) 1_{\tau_B > T} \right], \end{aligned} \quad (22)$$

which is an integral equation for \hat{V}_0 , and it may only be solved recursively through a time-stepping discretization method for PDEs. Note that conditional on $\tau_B > T$, the first term of (22) vanishes and solution actually reduces to Equation (3) of Piterbarg (2010), when there is only funding cost.

4 CVA and FVA for Interest-rate Swaps

Next, we consider valuation adjustments to vanilla interest-rate swaps, the most liquid interest-rate derivatives traded over the counter. There will be two major differences from the theory for equity derivatives pricing established in section 2. First, there is no delta hedging for the swaps. Second, the cash collateral is revised in discrete time, which is the reality. In fact, with or without collateral, we can always evaluate the CVA terms analytically, using the swap market model. When there is cash collateral, the costs of margining are path-dependent, and their valuations should resort to Monte Carlo simulations. To avoid getting into discussion of choice of term structure models, we in this article limit ourselves to the evaluation of the credit valuation adjustment in the absence of collateral, when there is no margining cost. For simplicity, we take the same payment frequency for both fixed and floating legs.

Our swap pricing will be based on the swap market model for swap and swaption pricing, which is briefly introduced below. Let $P(t, T)$ be the OIS discount curve, $f_j(T_j)$ be the LIBOR rate for the period (T_j, T_{j+1}) , \mathbb{Q}_{j+1} be

the T_{j+1} -forward measure corresponding to $P(t, T_{j+1})$ as numeraire. Define

$$A_{m,n}(t) = \sum_{j=m}^{n-1} \Delta T_j P(t, T_{j+1}),$$

$$s_{m,n}(t) = \sum_{j=m}^{n-1} \frac{\Delta T_j P(t, T_{j+1})}{A_{m,n}(t)} E_t^{Q_{j+1}}[f_j(T_j)],$$

for $t \leq T_m$. Note that after the 2007-08 financial tsunami, LIBOR rates are no longer considered riskless and they are no longer martingales under their cash-flow measures. Without credit and funding risks, the values of a vanilla fixed-for-floating payer's swap of tenor (T_m, T_n) is given by

$$V_e(t) = A_{m,n}(t)(s_{m,n}(t) - s).$$

Under the swap market model, the values of call and put options on fixed-for-floating swap are given by

$$\begin{aligned} BC(t, T_m, s_{m,n}(t), s, m, n, \sigma) &= A_{m,n}(t)(s_{m,n}(t)\Phi(d_1) - s\Phi(d_2)), \\ BP(t, T_m, s_{m,n}(t), s, m, n, \sigma) &= A_{m,n}(t)(s\Phi(-d_2) - s_{m,n}(t)\Phi(-d_1)), \end{aligned} \quad (23)$$

where $\Phi(\cdot)$ is the standard normal accumulative function, and

$$d_{1,2} = \frac{\ln \frac{s_{m,n}(t)}{s} \pm \frac{1}{2}\sigma^2(T_m - t)}{\sigma\sqrt{T_m - t}}.$$

For derivation of the swap and swaption formulae we refer to, e.g., Wu (2009).

We now proceed to evaluate DVA . According to the rules of default settlement, there is

$$\begin{aligned} DVA &= E_0 \left[1_{\{\tau=\tau_B < T\}} (R_B \hat{V}_e^+(\tau_B) - \hat{V}_e^+(\tau_B)) \right] \\ &= (R_B - 1) \sum_{j=1}^n E_0 \left[\hat{V}_e^+(T_j) \right] E_0 \left[1_{T_{j-1} \leq \tau=\tau_B \leq T_j} \right], \end{aligned} \quad (24)$$

where

$$E_0[1_{T_{j-1} \leq \tau=\tau_B \leq T_j}] = e^{-\int_0^{T_{j-1}} (\lambda_B + \lambda_C) du} (1 - e^{-\int_{T_{j-1}}^{T_j} \lambda_B du}). \quad (25)$$

Since

$$\hat{V}_e^+(T_j) = \hat{A}_{j,n}(T_j)(s_{j,n}(T_j) - s)^+$$

is the payoff of a swaption, we have

$$E_0 \left[\hat{V}_e^+(T_j) \right] = BC(0, T_j, s_{j,n}(0), s, j, n, \sigma). \quad (26)$$

Putting (25) and (26) back to (24), we obtain DVA .

The formulae for CVA can be derived similarly, and it is

$$CVA = (R_C - 1) \sum_{j=1}^n E_0 \left[\hat{V}_e^-(T_j) \right] E_0[1_{T_{j-1} \leq \tau = \tau_C \leq T_j}],$$

with

$$E_0[1_{T_{j-1} \leq \tau = \tau_C \leq T_j}] = e^{-\int_0^{T_{j-1}} (\lambda_B + \lambda_C) du} (1 - e^{-\int_{T_{j-1}}^{T_j} \lambda_C du})$$

and

$$E_0 \left[\hat{V}_e^-(T_j) \right] = -BP(0, T_j, s_{j,n}(0), s, j, n, \sigma).$$

According to Proposition 1, the value of the swaps exposed to counterparty default risk and funding risk is

$$\hat{V}_0 = \hat{V}_e(0) + DVA + CVA.$$

The fair swap rate after adjusted for counterparty default risks can be solved from $\hat{V}_0 = 0$.

Example 2. We consider the pricing of a ten-year vanilla swap with semi-annual payment frequency, such that $\Delta T_j = 0.5$. The OIS discount curve and Euribor forward-rate curve are constructed using data of August 24, 2012, and they are shown in Figure 3. We take $s = s_{0,20}(0) = 1.45\%$, the risk-free ATM swap rate so that $V_e(0) = 0$. For the adjustment terms, we take

$$R_B = R_C = 0.4, \\ \lambda_M = 0, \quad \lambda_C = 0.015\%, \quad \text{and} \quad \lambda_B = 0.000 : 0.005 : 0.03.$$

Figure 4 displays the swap value together with the adjustment terms. Without surprise, it shows that DVA decreases with an increasing λ_B , while CVA

remains close to a constant due to the constant hazard rate for C .

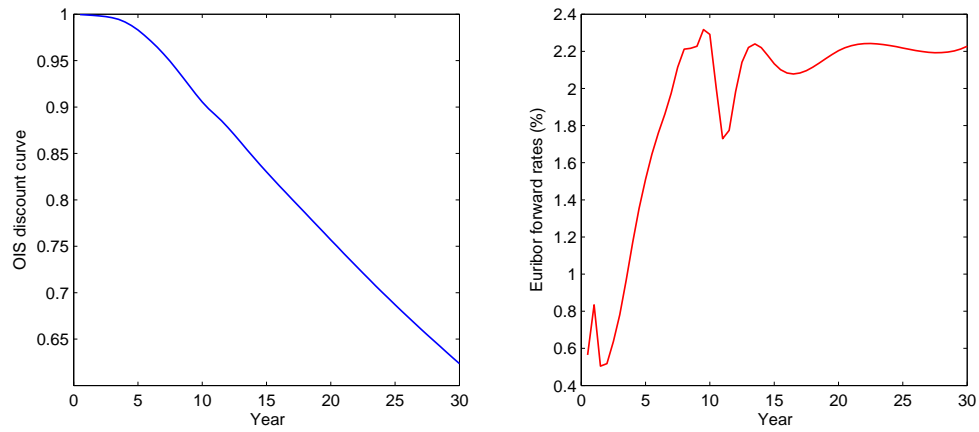


Figure 3 OIS discount curve and Euribor forward rates

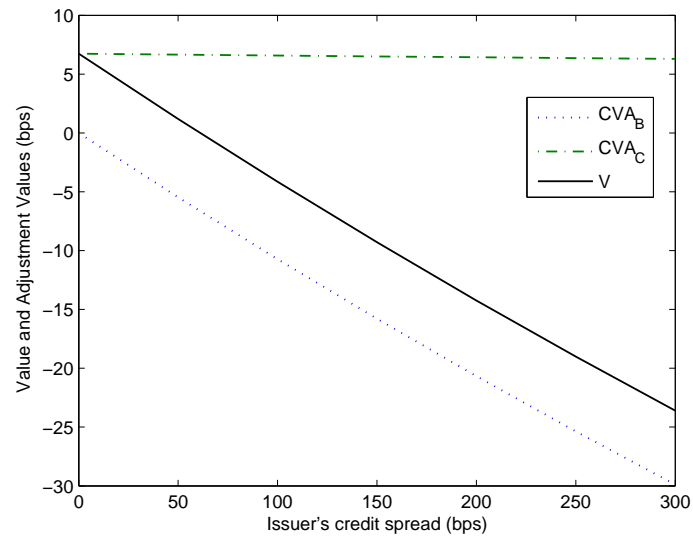


Figure 4 Credit valuation adjustments for B and C

5 Conclusions

We combine replication pricing with expectation pricing to derive the CVA and FVA of a derivative security subject to bilateral default and funding risks. While the evaluation of CVA can often be done analytically or semi-analytically, the evaluation of FVA in general should resort to numerical methods like Monte Carlo simulations. The results can be directly generalized to portfolios of derivatives with collaterals and/or netting agreements, and the framework can be applied to deal with re-hypothecation. The combined approach can be easily generalized to accommodate more general asset-price dynamics like dynamics like jump-diffusion processes.

There is room to enhance the results of this article. The analysis of this article is based on the assumption of independence between the credit risks of the two parties and the dynamics of the underlying asset price. This assumption must be removed if we want to deal with the so-called wrong-way risk. Also, re-hypothecation is a current issue and may possibly be addressed under the framework of this article. Finally, the adjustment terms derived in the article are for European options. For application purposes, we need to generalize the results of this article to American or Bermudan options.

References

- [1] Alavian, S., Ding, J., Whitehead, P., and Laudicina L. (2008). Counterparty Valuation Adjustment (CVA). Available at ssrn.com.
- [2] Brigo, D., and Bakkar I. (2009). Accurate counterparty risk valuation for energy-commodities swaps. *Energy Risk*, March.
- [3] Brigo, D. and A. Capponi (2010). Bilateral counterparty risk with application to CDSs. *Risk*, March.
- [4] Assefa, S., Bielecki, T. R., Crépey, S., and Jeanblanc, M. (2009). CVA computation for counterparty risk assessment in credit portfolios. In: Bielecki, Brigo and Patras (Editors), *Credit Risk Frontiers: Sub-prime crisis, Pricing and Hedging, CVA, MBS, Ratings and Liquidity*, Wiley.
- [5] Bielecki, T., Rutkowski, M. (2001). *Credit risk: Modeling, Valuation and Hedging*. Springer Verlag.

- [6] Brigo, D., A. Capponi, A. Pallavicini, V. Papatheodorou (2011). Collateral margining in arbitrage-free counterparty valuation adjustment including re-hypothecation and netting. Working paper, available at arxiv.org.
- [7] Brigo, D., and Chourdakis, K. (2008). Counterparty Risk for Credit Default Swaps: Impact of spread volatility and default correlation. *International Journal of Theoretical and Applied Finance*, 12(7).
- [8] Brigo, D., and Masetti, M. (2005). Risk Neutral Pricing of Counterparty Risk. In Counterparty Credit Risk Modelling: Risk Management, Pricing and Regulation, Risk Books, Pykhtin, M. editor, London.
- [9] Brigo, D., and Pallavicini, A. (2007). Counterparty Risk under Correlation between Default and Interest Rates. In: Miller, J., Edelman, D., and Appleby, J. (Editors), Numerical Methods for Finance, Chapman Hall.
- [10] Brigo, D., A. Pallavicini, V. Papatheodorou (2010). Bilateral counterparty risk valuation for interest-rate products: impact of volatilities and correlations. Working paper.
- [11] Burgard, C. and M. Kjaer (2011). Funding cost adjustments for derivatives. *Asia Risk*, November, pp63-67.
- [12] Canabarro, E., and Duffie, D. (2004). Measuring and Marking Counterparty Risk. In Proceedings of the Counterparty Credit Risk 2005 C.R.E.D.I.T. conference, Venice, September 22-23, Vol 1.
- [13] Castagna, A. (2011). Funding, Liquidity, Credit and Counterparty Risk: Links and Implications, Available at <http://ssrn.com/abstract=1855028>
- [14] Cherubini, U. (2005). Counterparty Risk in Derivatives and Collateral Policies: The Replicating Portfolio Approach. In: ALM of Financial Institutions (Editor: Tilman, L.), Institutional Investor Books.
- [15] Crépey, S. (2011). A BSDE approach to counterparty risk under funding constraints. Available at grozny.maths.univ-evry.fr/pages_perso/crepey.
- [16] Duffie, D., and Huang, M. (1996). Swap Rates and Credit Quality. *Journal of Finance*, 51, pp921-950.

- [17] Geske, R. (1979). The valuation of compound options. *The Journal of Financial Economics*, 7, pp63-81.
- [18] Fries, C. (2010). Discounting Revisited: Valuation Under Funding, Counterparty Risk and Collateralization. Available at SSRN.com.
- [19] Fujii, M., Shimada, Y., and Takahashi, A. (2010). Collateral Posting and Choice of Collateral Currency. Available at ssrn.com.
- [20] Giada, L. and C. Nordio (2012). Bilateral credit valuation adjustment of an optional early termination clause. Working paper, available at arxiv.org.
- [21] Gregory, V. (2009). Being two-faced over counterparty credit risk. *Risk*, February, pp86-90.
- [22] Huge, B. and D. Lando (1999). Swap pricing with two-sided default risk in a rating-based model. *European Finance Review*, 3(3), pp239-268.
- [23] Li, B. and Y. Tang (2007). Quantitative analysis, derivatives modeling, and trading strategies: in the presence of counterparty credit risk for the fixed-income market. World Scientific.
- [24] Lu, D. and F. Juan (2011). An Efficient, Distributable, Risk Neutral Framework for CVA Calculation. Working paper, <http://papers.ssrn.com/sol3/papers.cfm?abstract=1684117>.
- [25] Morini, M. and Prampolini, A. (2011). Risky Funding: A Unified Framework for Counterparty and Liquidity Charges, *Risk*, March.
- [26] Pallavicini, A., D. Perini and D. Brigo (2011). Funding valuation adjustment: a consistent framework including CVA, DVA, collateral, netting rules and re-hypothecation. Working paper, <http://ssrn.com/abstract=1969114>.
- [27] Picoult, E. (2005). Calculating and Hedging Exposure, Credit Value Adjustment and Economic Capital for Counterparty Credit Risk. In Counterparty Credit Risk Modelling (M. Pykhtin, ed.), Risk Books.
- [28] Piterbarg, V. (2010). Funding beyond discounting: collateral agreements and derivatives pricing. *Risk*, February, pp97-102.

- [29] Pyktin, M. and S. Zhu (2007). A Guide to Modelling Counterparty Credit Risk. *GARP Risk Review*, July/August, pp16-22.
- [30] Sorensen, E.H., and Bollier, T. F. (1994). Pricing Swap Default Risk. *Financial Analysts Journal*, 50, pp23-33.
- [31] Wu, L. (2009). Interest-rate Modeling: theory and practice. Chapman Hall.
- [32] Wu, L. (2012). Proper Adjustments. Working paper.

A Price formulae for compound plus digital options

The compound-call plus digital option we encounter in the article can be expressed as

$$\begin{aligned}
 CC(S_0, u, H, X) &= E_0^Q \left[\left(\hat{V}_e(u) - \hat{H} + \hat{X} \right) 1_{\{\hat{V}_e(u) > \hat{H}\}} \right] \\
 &= E_0^Q \left[\left(\hat{V}_e(u) - \hat{H} \right)^+ \right] + E_0^Q \left[\hat{X} 1_{\{\hat{V}_e(u) > \hat{H}\}} \right],
 \end{aligned} \tag{27}$$

where the first term is a standard compound call option. Under stochastic interest rate, the compound call option can be treated as follows

$$\begin{aligned}
 E_0^Q \left[\left(\hat{V}_e(u) - \hat{H} \right)^+ \right] &= P(0, u) E_0^Q \left[\frac{P(u, u)}{P(0, u) B_u} (V_e(u) - H)^+ \right] \\
 &= P(0, u) E_0^{Q_u} \left[(V_e(u) - H)^+ \right].
 \end{aligned} \tag{28}$$

Here, \mathbb{Q}_u is the u -forward measure corresponding to numeraire $P(t, u)$, the u -maturity risk-free discount bond. Compound options like (28) can be evaluated numerically or, in some circumstance, analytically.

When the derivatives underlying the compound option is a usual call or put option, we know from Geske (1979) that the value of compound options can be obtained in closed forms. Let $C(S_u, u; K, T)$ denote the time- u price of a call option with maturity T and strike K , then, assuming constant dividend

yield, the European call-on-call option is

$$E_0^{Q_u} [(C(S_u, u; K, T) - H)^+] = \frac{S_0 e^{-qT}}{P(0, u)} \Phi_2(a_+, b_+, \sqrt{u/T}) - \frac{KP(0, T)}{P(0, u)} \Phi_2(a_-, b_-, \sqrt{u/T}) - H\Phi(a_-), \quad (29)$$

where $\Phi_2(x, y; \rho)$ is the two-dimensional cumulative normal distribution functions,

$$a_+ = \frac{\ln \frac{S_0 e^{-qu}}{S_u^*} + \frac{1}{2}\sigma^2 u}{\sigma\sqrt{u}}, \quad a_- = a_+ - \sigma\sqrt{u},$$

$$b_+ = \frac{\ln \frac{S_0 e^{-qT}}{K} + \frac{1}{2}\sigma^2 T}{\sigma\sqrt{T}}, \quad b_- = b_+ - \sigma\sqrt{T},$$

S_u^* solves $C(S_u, u; K, T) = H$, and σ is the volatility of $\frac{S_0 e^{-qT}}{P(0, u)}$, the u -forward price of the underlying. There is also

$$E_0^Q [\hat{X} 1_{\{\hat{C}(u) > \hat{H}\}}] = P(0, u) E_0^{Q_u} [X 1_{\{C(u) > \hat{H}\}}] = P(0, u) X \Phi(a_-). \quad (30)$$

Combining (27) to (30), we obtain the price formulae for the compound-call-plus-digital option:

$$CC(S_0, u, H, X) = S_0 e^{-qT} \Phi_2(a_+, b_+, \sqrt{u/T}) - KP(0, T) \Phi_2(a_-, b_-, \sqrt{u/T}) - (H - X)P(0, u)\Phi(a_-),$$

Function $CP(S_0, \tau_C, H, X)$ may be nonzero only if $\hat{V}_e(\tau_C) \leq 0$, when the derivative is a liability to C . We have

$$CP(S_0, \tau_C, H, X) = -E_0^Q \left[\left(-\hat{V}_e(\tau_C) - \hat{H} + \hat{X} \right) 1_{\{-\hat{V}_e(\tau_C) \geq \hat{H}\}} \right],$$

which can be evaluated in the same way as for $CC(S_0, u, H, X)$ \square