

Microscopic Description of Nuclear Fission: Fission Barrier Heights of Even-Even Actinides

J. McDonnell* and N. Schunck

*Physics Division, Lawrence Livermore National Laboratory,
7000 East Ave, Livermore, CA 94550/USA*

**E-mail: mcdonnell5@llnl.gov*

W. Nazarewicz

*Department of Physics & Astronomy, University of Tennessee,
Knoxville, Tennessee 37996, USA*

*Physics Division, Oak Ridge National Laboratory,
Oak Ridge, Tennessee 37831, USA*

Institute of Theoretical Physics, University of Warsaw, 00-681 Warsaw, Poland

We evaluate the performance of modern nuclear energy density functionals for predicting inner and outer fission barrier heights and energies of fission isomers of even-even actinides. For isomer energies and outer barrier heights, we find that the self-consistent theory at the HFB level is capable of providing quantitative agreement with empirical data.

Keywords: Nuclear Theory; Fission Barriers; Density Functional Theory; High-Performance Computing.

1. Introduction

Attaining the goal of a fully microscopic theory of fission has been greatly helped by advances in the nuclear density functional theory (DFT) and recent developments in the field of high-performance computing. A reliable microscopic theory of fission based solely on the properties of the underlying effective nuclear interactions would offer unprecedented predictive power, thereby giving us more confidence in tackling important questions related, e.g., to properties of superheavy elements and astrophysical r -process.

In the recent years, there have been systematic studies of nuclear fission in the DFT framework. In particular, the zero-range Skyrme functional,^{1,2} the finite-range Gogny force^{3,4} and the relativistic mean-field approaches^{5,6} have been used to compute barrier and half-live estimates. In parallel, the

optimization of coupling constants in energy density functionals⁷ has been revisited with a particular focus on uncertainty quantification and correlation analysis. In this context, the UNEDF1 parametrization of the Skyrme functional⁸ was recently developed with fission applications in mind, optimized to have the realistic deformation properties.⁹

The goal of this work is to assess the predictive power of the UNEDF1 functional in fission studies by comparing its predictions to experimental data such as barrier heights and isomer excitation energies, and benchmarking it against alternative models. We briefly outline the nuclear DFT formalism for fission in Sec. 2. We then present and discuss our results in Sec. 3, before concluding in Sec. 4.

2. Theory and Background

We calculate potential energy surfaces through nuclear DFT with constraints, at the level of the Hartree-Fock-Bogoliubov (HFB) mean field. In the particle-hole channel, we use the UNEDF1 functional and the SkM* functional as a benchmark.¹⁰ In the particle-particle channel, we use the density-dependent mixed-pairing interaction.¹¹ All calculations were performed with a quasi-particle cutoff energy of $E_{\text{cut}} = 60 \text{ MeV}$. The UNEDF1 functional prescribes the pairing strengths; for our calculations with SkM*, we determined them such that the calculated pairing gaps coincide with the experimental odd-even mass differences in ^{232}Th .

We explore configurations that explicitly break axial symmetry, to properly account for the inner barrier height, as well as reflection symmetry, to minimize the outer barrier height. Calculations are performed with the symmetry-unrestricted nuclear DFT solver HFODD,¹² which uses a harmonic oscillator (HO) basis. We use the lowest 1140 states from 31 deformed HO shells. For each value of the quadrupole moment Q_{20} , the basis is deformed according to $\alpha_{20} = 0.05\sqrt{Q_{20}}$, and the basis frequency is set to $\hbar\omega_0 = 6.5 + 0.1 \times Q_{20}e^{-0.02Q_{20}}$. This empirical parametrization gives a good compromise between accuracy and speed.¹³

3. Fission Barrier Heights

While fission barrier heights are not observables in the strict sense, they do provide important constraints on theories of fission. Our goal is to evaluate and compare the ability of theoretical models to predict quantities such as fission barrier heights beyond known data.

3.1. Comparison of theoretical models

In a first step, we benchmark the UNEDF1 functional against alternative parametrizations of the energy functional (Skyrme SkM* and Gogny D1S¹⁴) and the microscopic-macroscopic FRLDM¹⁵ models for the inner fission barrier height (Fig. 1), the energy of the superdeformed fission isomer (Fig. 2), and the outer fission barrier height (Fig. 3).

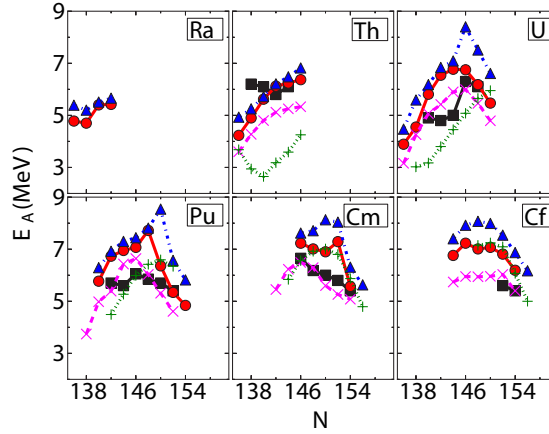


Fig. 1. Inner barrier heights of selected even-even actinide nuclei. Experimental data^{16,17} (black lines with square markers) are compared to predictions of UNEDF1 (red lines with circles); SkM* (blue lines with triangles); D1S¹⁴ (magenta lines with ‘x’-es); and FRLDM¹⁵ (green lines with plus signs).

For the inner barrier height E_A , we note that the three microscopic approaches exhibit the same isotopic trend, with a roughly parabolic $E_A(N)$ behavior, and differ essentially by the position of the maximum in the U, Pu and Cm isotopes. While FRLDM results are similar to the DFT results in the heavy actinides, they show marked differences in the lighter systems, especially Th and U. Overall, the excitation energy of the fission isomer is much more consistent across all theoretical models used here, with the exception of the Cm and Cf isotopes where the FRLDM values are as much as twice the DFT value (and the empirical data). Most interestingly, we note that all the models considered agree better at predicting E_B than E_A : the RMS of the variances about the mean theoretical prediction for each element ranges between 1.32 MeV (Cm) to 1.88 MeV (Cf) for E_B , while it ranges from 1.65 MeV (Cm) to 2.74 MeV (U) for E_A . This is somewhat counterintuitive, as one would think that the difference between

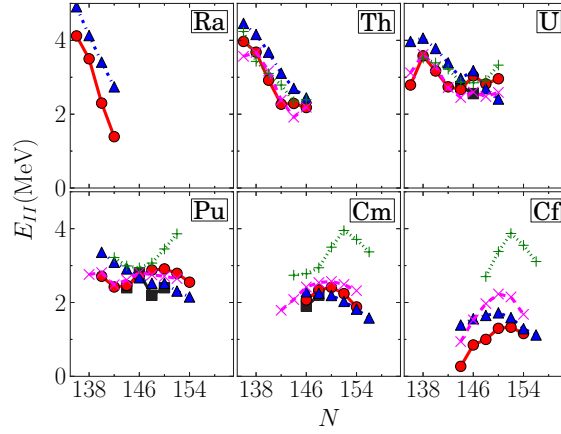


Fig. 2. Similar to Fig. 1 but for bandhead energies of fission isomers. The experimental data are from Ref.¹⁸

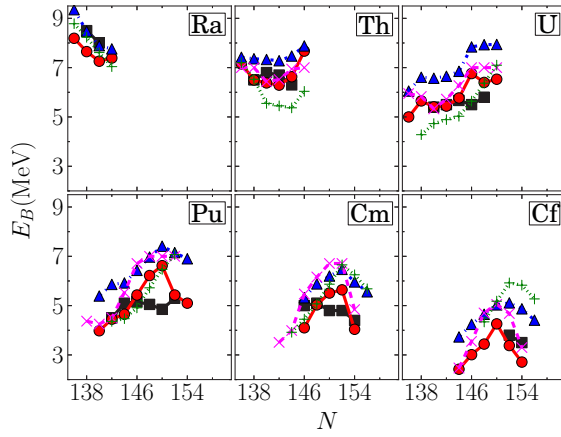


Fig. 3. Similar to Fig. 1 but for the outer barrier heights.

the deformation properties of these approaches would be magnified as the elongation increases.

3.2. Comparison with empirical values

We now turn to the residuals $\Delta E = E_{\text{exp}} - E_{\text{th}}$, with the empirical values taken from Refs.^{16,17} When assessing these results one needs to bear in mind that the empirical uncertainty on the barrier heights is at least

0.3 MeV. The residuals for the inner barrier heights are presented in Fig. 4 for UNEDF1, SkM*, D1S and FRLDM. Both UNEDF1 and SkM* systematically overestimate E_A and exhibit a gentle oscillating trend. The FRLDM residuals have a downward overall slope with N , which is especially pronounced for the U and Pu chains. The D1S residuals have the least scatter for inner barrier heights. The residuals for the fission isomer excitation energy are shown in Fig. 5. There are but a few measured data points, so we simply note that the self-consistent models exhibit less scatter than FRLDM. Finally, we show the residuals for outer barrier heights in Fig. 6. The UNEDF1 functional demonstrates the least scatter, while both D1S and SkM* consistently overestimate the outer barrier heights. In addition, the FRLDM residuals exhibit a downward slope with N , which is similar to the trend for E_A .

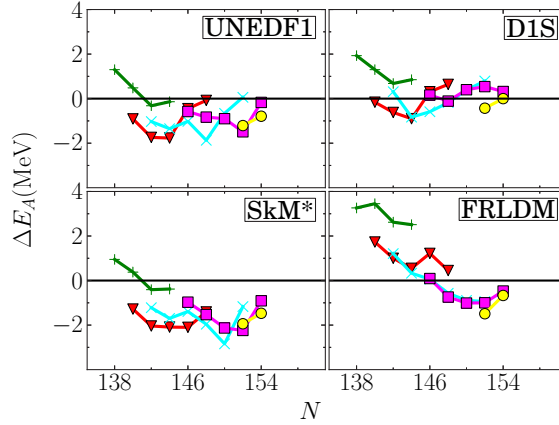


Fig. 4. The residuals ΔE for the inner barrier heights of selected even-even Th (green lines with plus signs), U (red lines with inverted triangles), Pu (cyan lines with 'x'-es), Cm (magenta lines with squares), and Cf (yellow lines with circles) isotopes.

In this comparison with empirical fission barrier heights and fission isomer energies, the performance of UNEDF1 is on par with that of the other self-consistent interactions and the macroscopic-microscopic FRLDM. For the four theoretical models discussed in this work, Table 1 displays the RMS deviations from experiment for the even-even isotopes. For inner barrier heights, the D1S functional yields the best agreement, with an RMS of 0.709 MeV, but UNEDF1 agrees nearly as well with an RMS of 1.03 MeV, i.e., these two models are practically equivalent considering the em-

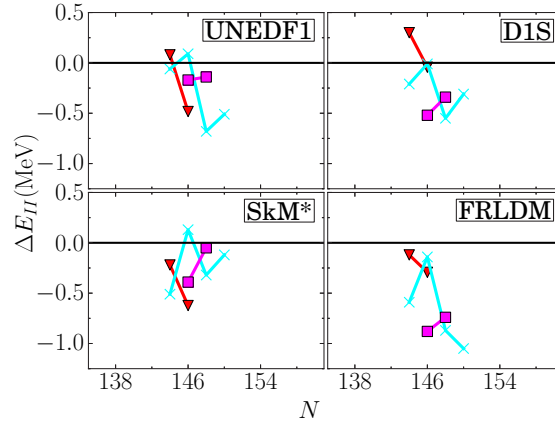


Fig. 5. Similar to Fig. 4 but for bandhead energies of fission isomers.

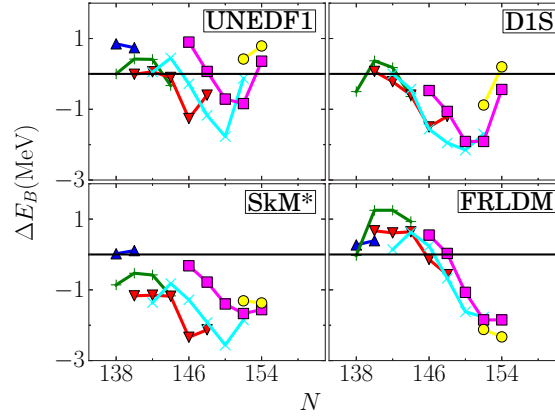


Fig. 6. Similar to Fig. 4 but for outer barrier heights. The additional blue lines with triangles mark Ra isotopes.

pirical uncertainty on barrier heights. The three self-consistent calculations yield a similar level of agreement for the fission isomer energy, while for the outer barrier heights UNEDF1 is the closest to the empirical values, with an RMS of 0.690 MeV. The FRLDM and D1S predictions for outer barrier heights are comparable.

It is to be noted that the inner barrier heights calculated with *all* microscopic models are consistently 0.5–1.0 MeV too high for U and Pu isotopes, and are often higher than typical values of one-neutron separation energy

Table 1. RMS deviations of the first barrier height E_A , the fission isomer E_{II} , and the second barrier height E_B are given for the selection of even-even nuclei considered.

	UNEDF1	FRLDM	SkM*	D1S
E_A [MeV]	1.03	1.52	1.61	0.709
E_{II} [MeV]	0.357	0.675	0.351	0.339
E_B [MeV]	0.690	1.13	1.39	1.14

(about 6.5 MeV). Using such numbers directly in reaction models to compute the fission spectrum, would lead to, e.g., ^{240}Pu being non-fissile. We should bear in mind, however, the large uncertainty affecting the empirical data, the simplifying assumptions used in reaction models, and the systematic and statistical errors of DFT calculations. On the DFT side, basis truncation errors¹³ and beyond mean-field corrections can modify the potential energy surface in a non trivial way.^{2,14} If the zero-point energy is taken into account according to the method of Ref.,² for example, the inner fission barrier heights can be lowered by approximately 0.5 MeV. Furthermore, neutron capture leads to compound nuclei in highly excited states. The excitation energy E^* has the effect of lowering the fission barriers as well¹⁹ so one needs to be careful when using the ground-state barriers ($E^* = 0$) in estimates of (n,f) cross sections.

4. Conclusions

In this survey of fission barrier properties of even-even actinides, we find that the recently developed UNEDF1 energy density functional yields predictions that agree well with experimental values and are on a par with, or better, than predictions of other self-consistent or macroscopic-microscopic models. While the inner barrier heights are systematically overestimated, one also needs to bear in mind that empirical values are subject to error that is at least 0.3 MeV. As fit-observables are selected for future optimizations, it will be valuable to consider if additional data such as one-neutron separation energy may help to better constrain fission barrier heights.

Acknowledgements

Useful discussions with A. Baran, A. Staszczak, and P. Talou are gratefully acknowledged. This work was supported by the U.S. Department of Energy under Contract Nos. DE-AC52-07NA27344 (Lawrence Livermore National

Laboratory), DE-FG02-96ER40963 (University of Tennessee), DE-FG52-09NA29461 (the Stewardship Science Academic Alliances program), DE-AC07-05ID14517 (NEUP grant sub award 00091100), and DE-SC0008499 (NUCLEI SciDAC Collaboration). An award of computer time was provided by the Innovative and Novel Computational Impact on Theory and Experiment (INCITE) program. This research used resources of the Oak Ridge Leadership Computing Facility located in the Oak Ridge National Laboratory, which is supported by the Office of Science of the Department of Energy under Contract DE-AC05-00OR22725.

References

1. J. Erler, K. Langanke, H. P. Loens, G. Martínez-Pinedo and P.-G. Reinhard, *Phys. Rev. C* **85**, p. 025802 (2012).
2. A. Staszczak, A. Baran, and W. Nazarewicz, *arXiv/1208.1215* (2012).
3. M. Warda, J. L. Egidio, L. M. Robledo and K. Pomorski, *Phys. Rev. C* **66**, p. 014310 (2002).
4. M. Warda and J. L. Egidio, *Phys. Rev. C* **86**, p. 014322 (2012).
5. H. Abusara, A. V. Afanasjev and P. Ring, *Phys. Rev. C* **82**, p. 044303 (2010).
6. B.-N. Lu, E.-G. Zhao and S.-G. Zhou, *Phys. Rev. C* **85**, p. 011301 (2012).
7. M. Kortelainen, T. Lesinski, J. Moré, W. Nazarewicz, J. Sarich, N. Schunck, M. V. Stoitsov and S. Wild, *Phys. Rev. C* **82**, p. 024313 (2010).
8. M. Kortelainen, J. McDonnell, W. Nazarewicz, P.-G. Reinhard, J. Sarich, N. Schunck, M. V. Stoitsov and S. M. Wild, *Phys. Rev. C* **85**, p. 024304 (2012).
9. N. Nikolov, N. Schunck, W. Nazarewicz, M. Bender and J. Pei, *Phys. Rev. C* **83**, p. 034305 (2011).
10. J. Bartel, P. Quentin, M. Brack, C. Guet and H.-B. Håkansson, *Nucl. Phys. A* **386**, p. 79 (1982).
11. J. Dobaczewski, W. Nazarewicz and M. V. Stoitsov, *Eur. Phys. J. A* **15**, p. 21 (2002).
12. N. Schunck, J. Dobaczewski, J. McDonnell, W. Satuła, J. Sheikh, A. Staszczak, M. Stoitsov and P. Toivanen, *Comput. Phys. Commun.* **183**, p. 166 (2012).
13. N. Schunck, *arXiv/1212.3356* (2012).
14. J.-P. Delaroche, M. Girod, H. Goutte and J. Libert, *Nucl. Phys. A* **771**, p. 103 (2006).
15. P. Möller *et al.*, *Phys. Rev. C* **79**, p. 064304 (2009).
16. R. Capote *et al.*, *Nucl. Data Sheets* **110**, p. 3107 (2009).
17. G. Smirenkin, *INDC(CCP)-359*, Tech. Rep., IAEA (1993).
18. B. Singh, R. Zywna and R. B. Firestone, *Nucl. Data Sheets* **97**, p. 241 (2002).
19. J. A. Sheikh, W. Nazarewicz, and J.C. Pei, *Phys. Rev. C* **80**, p. 011302 (2009).