

Calculating effective gun control policies

Dominik Wodarz^{1,2,*} and Natalia L. Komarova^{2,1}

¹ Department of Ecology and Evolutionary Biology, University of California Irvine, Irvine, CA, USA

² Department of Mathematics, University of California Irvine, Irvine, CA, USA

* E-mail: dwodarz@uci.edu

Abstract. Following recent shootings in the USA, a debate has erupted, one side favoring stricter gun control, the other promoting protection through more weapons. We provide a scientific foundation to inform this debate, based on population dynamic models that quantify the dependence of firearm-related death rates of people on gun policies. We assume a shooter attacking a single individual or a crowd. Two strategies can minimize deaths in the model, depending on parameters: either a ban of private firearms possession, or a policy allowing the general population to carry guns. In particular, the outcome depends on the fraction of offenders that illegally possess a gun, on the degree of protection provided by gun ownership, and on the fraction of the population who take up their right to own a gun and carry it with them when attacked, parameters that can be estimated from statistical data. With the measured parameters, the model suggests that if the gun law is enforced at a level similar to that in the United Kingdom, gun-related deaths are minimized if private possession of firearms is banned. More detailed statistical studies should be performed to verify and refine the key parameter estimates presented here since they are instrumental for the conclusions.

Introduction

Gun violence has been an ongoing problem in the United States of America, with an incidence of gun-related homicides that is significantly higher than in most developed nations [1]. While the pros and cons of gun control have been debated in the past, e.g. [2], this issue has recently gained new momentum. On December 14, 2012, the country witnessed one of the worst school shootings in the history of the US, where 20 children and 6 adults were killed in Sandy Hook Elementary School in Newton, CT. This has sparked an intense debate among politicians, interests groups, and media personalities. On the one hand, this tragedy has resulted in a call for tougher gun control laws. On the other hand, there is the suggestion to arm the population in order to protect them against offenders. This debate cannot be settled satisfactorily by verbal arguments alone, since these can be simply considered opinions without a solid scientific backing. What is under debate is essentially a population dynamic problem: how do different gun control strategies affect the rate at which people become killed by attackers, and how can this rate be minimized?

This question can be addressed with mathematical models that describe the interaction between a criminal shooter and one or more people that are the target of the shooter. The gun policy is defined as the fraction of the population that can legally and readily obtain firearms. On the one hand, the availability of firearms for a large fraction of the population facilitates the acquisition of such weapons by criminals, and this can increase the rate of attack on people. On the other hand, a relatively high prevalence of firearms in the population can increase the chances of people to successfully defend themselves against an attack, thus lowering the death rate [3, 4]. The mathematical models described in this study aim to analyze this tradeoff and to suggest which type of gun policy minimizes firearm-related deaths under different assumptions. Calculations are performed for two scenarios: the assault by a shooter of a single potentially armed victim (what we call a one-on-one attack), or the assault of a crowd of people that can be potentially armed (a one-against-many attack). Note that the former scenario has been documented to be the most prevalent cause of gun-related homicides [5–7]. The latter scenario corresponds to incidents such as movie theater or shopping mall shootings and requires a more complicated model. Although such one-against-many attacks are responsible for a small minority of gun-related homicides, they are an important focus of public attention and are widely discussed in the press.

According to our models, both sides of the gun control argument could in principle work, depending on parameter values. Gun-related deaths can be minimized either by the ban of private firearms possession, or by a policy that allows the general public to obtain guns. The following crucial parameters determine the optimal gun control policy: (i) the fraction of offenders that cannot obtain a gun legally but possess one illegally, (ii) the relative degree of protection against death during an attack, conferred by gun ownership, and (iii) the fraction of people who take up their legal right to own a gun and carry it with them when attacked. These parameters can be estimated from published statistical data. In the context of the parameter estimates, the model suggests that if gun control laws are enforced at a level similar to that in the United Kingdom, gun-related deaths can only be minimized by a ban of private firearm possession. Further, more detailed statistical investigations are required to confirm and/or refine the parameter estimates derived here.

Results

To calculate the effect of different gun control policies on the gun-induced death rate of people, we turn to the following mathematical framework. We consider the correlates of the total rate (per year, per capita) at which people are killed as a result of shootings. We introduce the variable g to describe the gun control policy. This quantity denotes the fraction of the population owning a gun. A ban of private firearm possession is described by $g = 0$, while a "gun availability to all" strategy is given by $g = 1$. We assume that a certain small fraction of the population is violent, and that an encounter with an armed attacker may

result in death. The number of offenders that own firearms is a function of the gun control policy g and is denoted by $z(g)$. The probability of a person to die during an attack is also a function of the gun control policy g because this determines whether the person and any other people also present at the place of the attack are armed and can defend themselves. This probability is denoted by $F(z)$. The overall risk of being killed by a violent attacker as a result of shooting is thus proportional to

$$\mathcal{F}(g) = z(g)F(g). \tag{1}$$

An important aspect of this model is the form of the dependency of these two quantities on the gun control policy, g . The number of armed attackers, $z(g)$, is a growing function of g , i.e. $z' > 0$. Note, however, that even if offenders are not allowed to legally obtain firearms, there is a probability h to obtain them illegally. Hence, the value of z is non-zero for $g = 0$. One example of such a function is given by the following linear dependence,

$$z(g) = g + h(1 - g) \tag{2}$$

with $0 < h < 1$. The probability F for a regular person to die in an attack (once he or she is at an attack spot) is a decaying function of g , $F' < 0$. One example again is a linear function (see the following section). More generally, again we could assume $F'' > 0$, see the one-against-many attack scenario below.

We start by examining the case where the quantities z and F are linear functions of the fraction of people that can legally obtain firearms, g . This corresponds to the situation when a shooter attacks a single individual in an isolated setting, i.e. no other people are around to help defend against the attack. It could also correspond to a classroom setting where a shooter attacks the entire class, but only one person (the teacher) can be potentially armed for protection. Subsequently, the more complex situation is examined where a shooter attacks a group of people, each of which can be potentially armed and contribute to defense. This would correspond to shootings in movie theaters, malls, or other public places.

One-against-one attack

Here we consider the situation where an attacker faces a single individual who can be potentially armed. The fraction of people owning guns in the population is defined by the legal possibility and ease at which guns can be acquired (g), as well as the personal choice to acquire a gun. Moreover, people who own a gun might not necessarily carry the firearm when attacked. Therefore, we will assume that the fraction of people armed with a gun when attacked is given by cg , where the parameter c describes the fraction of people who take up their legal right of gun ownership and have the firearm in possession when attacked ($0 \leq c \leq 1$). We will model the probability to be shot in an attack as

$$F(g) = \beta_1(1 - cg) + \beta_2cg, \tag{3}$$

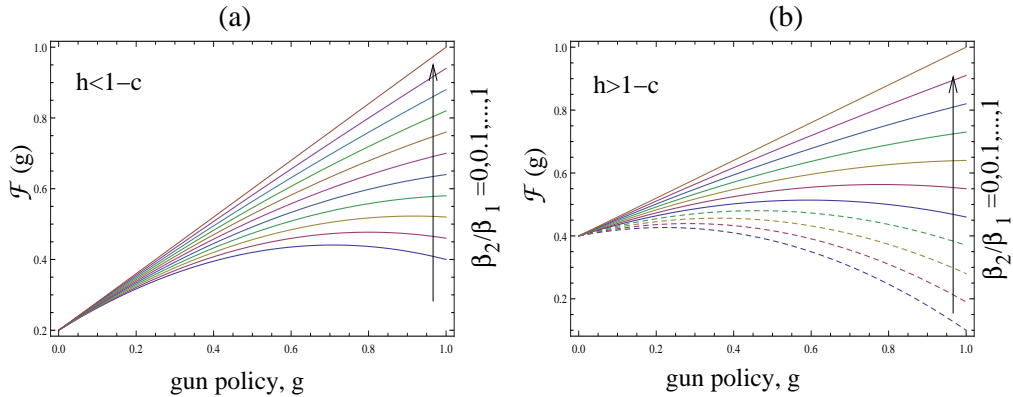


Figure 1: **The rate of death caused by shooting in an one-against-one attack**, as a function of the gun control policy, g , where $g = 0$ corresponds to a ban of private firearm possession, and $g = 1$ to the “gun availability to all” policy. (a) The fraction of people who possess the gun and have it with them when attacked is relatively high, $c = 0.9 > 1 - h$ with $h = 0.4$. The different lines correspond to different values of β_2/β_1 . As long as condition (5) holds, the shooting death rate is minimal for $g = 0$ (ban of private firearm possession, solid lines). If condition (5) is violated, then the shooting death rate is minimized for $g = 1$ (“gun availability to all”, dashed lines). (b) The fraction of people who possess the gun and have it with them when attacked is relatively low, $c = 0.6 < 1 - h$ with $h = 0.2$. For all values of β_2/β_1 , the shooting death rate is minimal for $g = 0$.

a linear function of g , where β_1 is the probability for an unarmed person to die in an attack, and β_2 is the probability for an armed person to die in an attack, with $\beta_1 > \beta_2$. The number of attacks is proportional to $z(g)$ given by equation (2). The aim is to find the value of g that minimizes the death rate, \mathcal{F} , given by equation (1).

The first important result is that the killing rate can only be minimized for the extreme strategies $g = 0$ and $g = 1$, and that intermediate strategies are always suboptimal (this is because $\mathcal{F}'' < 0$ for all g). In words, either a complete ban of private firearm possession, or a “gun availability to all” strategy minimizes gun-induced deaths. Further, we can provide simple conditions on which of the two extreme strategies minimizes death.

First of all, let us assume that

$$h < 1 - c; \tag{4}$$

this case is illustrated in figure 1(a) and interpreted below. Now, a ban of private firearm possession always minimizes gun-induced deaths. This can be seen in figure 1(a), where we plot the shooting death rate, \mathcal{F} , as a function of the gun policy, g , for several values of the quantity β_2/β_1 . For all of these functions, the minimum is achieved at $g = 0$.

Next, let us suppose that condition (4) is violated, that is, $h > 1 - c$, see figure 1(b). In this case, a ban of private firearm possession minimizes death if

the following additional condition holds,

$$h < \frac{\beta_2}{\beta_1}c + 1 - c, \tag{5}$$

Condition (5) defines a threshold value for h , the fraction of offenders that cannot legally obtain a gun but possess one illegally. If h is smaller than the threshold value, then the policy of choice is a ban of private firearm possession. The threshold value provided by inequality (5) depends on the degree to which gun ownership reduces the probability for the attacked person to die, β_2/β_1 (the smaller the quantity β_2/β_1 , the higher the gun-mediated protection), and on the fraction c of people who take up their right of legal gun ownership and carry the gun with them when attacked. The right hand side of inequality (5) decays with c . When $c = 1$ (everybody who has a right to a gun, carries a gun), condition (5) takes a particularly simple form:

$$h < \frac{\beta_2}{\beta_1}. \tag{6}$$

The case where inequality (4) is violated is illustrated in figure 1(b). Larger values of β_2/β_1 satisfy condition (5), see the solid curves in figure 1(b). For those curves, $g = 0$ (the total firearms ban) corresponds to the minimum of the shooting death rate. If condition (5) is not satisfied (the dashed curves in the figure), then the $g = 1$ (“gun availability to all”) policy is the optimum.

Note that the key condition (4) relates two quantities, which in some sense are the opposites of each other: The first quantity is h , the probability that a potential attacker who cannot legally possess a gun will obtain it illegally and have it at the time of the attack. This can be a measure of law enforcement, with lower values of h corresponding to stricter law enforcement. The other quantity is $1 - c$, the probability that a person who can legally have a gun will not have it available when attacked. To make the ban of private firearm possession work (that is, to make sure that it is indeed the optimal strategy), one would have to make an effort to enforce the law and fight illegal firearm possession to decrease h . To make the “gun availability to all” policy work, one would have to increase c , for example by encouraging the general population to have firearms available at all times.

One-against-many attack

Here, we consider a situation where a shooter attacks a crowd of people, such as in a movie theater or mall shooting. The difference compared to the previous scenario is that multiple people can potentially be armed and contribute to stopping the attacker. We suppose that there are n people within the range of a gun shot of the attacker, and k of them are armed. We envisage the following discrete time Markov process. At each time-step, the state of the system is characterized by an ordered triplet of numbers, (α, i, j) , where $\alpha \in \{0, 1\}$ tells us whether the attacker has been shot down ($\alpha = 0$) or is alive ($\alpha = 1$), $0 \leq i \leq k$

is the number of armed people in the crowd, and $0 \leq j \leq n - k$ is the number of unarmed people. The initial state is $(1, k, n - k)$.

At each time-step, the attacker shoots at one person in the crowd (with the probability to kill $0 \leq d \leq 1$), and all the armed people in the crowd try to shoot the attacker, each with the probability to kill $0 \leq p \leq 1$. The following transitions are possible from the state $(1, i, j)$ with $0 \leq i \leq k$, $0 \leq j \leq n - k$ (below we use the convention that expressions of type $i/(i + j)$ take the value 0 for $i = j = 0$):

- $(1, i - 1, j)$: one armed person is shot, the attacker is not shot, with probability $d \frac{i}{i+j} (1 - p)^{i-1}$;
- $(1, i, j - 1)$: an unarmed person is shot, the attacker is not shot, with probability $d \frac{j}{i+j} (1 - p)^i$;
- $(0, i - 1, j)$: one armed person is shot, the attacker is shot, with probability $d \frac{i}{i+j} [1 - (1 - p)^{i-1}]$;
- $(0, i, j - 1)$: an unarmed person is shot, the attacker is shot, with probability $d \frac{j}{i+j} [1 - (1 - p)^i]$;
- $(0, i, j)$: no potential victims are shot, the attacker is shot, with probability $(1 - d)[1 - (1 - p)^i]$;
- $(1, i, j)$: no one is shot, with probability $(1 - d)(1 - p)^i$.

This model is considered in detail in the Analysis section. For $n > 1$, $F(g)$ is a decaying function of g , with $F'' > 0$ for all $n > 1$. The following empirical model mimics the key properties of the overall risk of being shot in a one-against-many attack:

$$\mathcal{F} = [g + (1 - g)h]e^{-\beta cg + \gamma (cg)^2}, \quad (7)$$

where parameter c is again the fraction of all the people who take up their legal right of gun ownership and carry the gun with them when attacked. The parameter β measures the effectiveness of the protection received from the guns, and parameter $0 < \gamma < \beta/(2c)$ is used to better describe the curvature of function $F(g)$ obtained from the exact model. The empirical model (7) has the advantage of simplicity, which allows for a straightforward analysis.

The optimal strategy that minimizes the gun-induced death rate of people again depends on the degree of law enforcement (i.e. the probability for offenders to obtain firearms illegally). More precisely, we have to evaluate the inequality

$$h < e^{-c\beta}. \quad (8)$$

Again, the limiting case of this inequality corresponds to the case of $c = 1$:

$$h < e^{-\beta}. \quad (9)$$

There are two cases:

- If inequality (8) holds (tight law reinforcement and/or gun protection ineffective), then the “ban of private firearm possession” policy ($g = 0$) is optimal.
- If $h > e^{-c\beta}$ (lax law reinforcement and/or gun protection highly effective), then depending on the value of γ we may have different outcomes. Namely, if $\gamma < \frac{\beta}{2c} - \frac{1-h}{2c^2}$, then the $g = 1$ (gun availability to all) policy is optimal. Otherwise, the optimal policy corresponds to an intermediate value of g :

$$g = \frac{\beta(1-h) - 2c\gamma h + \sqrt{(\beta(1-h) - 2c\gamma h)^2 - 8\gamma(1-h)(1-h-\beta ch)}}{4c\gamma(1-h)} < 1.$$

Discussion

We analyzed mathematical models in order to calculate the gun-induced death rate of people depending on different gun control strategies. The gun control strategies were expressed by a parameter that describes the fraction of the population that can legally own firearms. The strategies can range from a ban of private firearm possession to a “gun availability to all” strategy. We first investigated a situation in which one shooter is faced by only a single person that could potentially own a gun and that could fight back against the shooter. This can correspond to a one-on-one attack, such as a robbery, or a school shooting where the only person in the classroom that could carry a gun is the teacher. Subsequently, we examined a different scenario where a shooter faces a crowd of people, all of which could potentially own a gun and fight back against the attacker. This corresponds to shootings in public places such as movie theaters and malls. The predictions of the model are similar for all scenarios. An important parameter is the degree of law enforcement relative to the amount of protection that gun ownership offers. If the law is enforced strictly enough, a ban of private firearm possession minimizes the gun-induced death rate of people.

The question arises how strict the law has to be enforced for the a ban of private firearm possession to minimize the gun-induced death of people. According to our results, this depends on the degree to which gun ownership protects potential victims during an attack and on the fraction of people who take up their legal right of gun ownership and carry the gun with them when attacked. These parameters in turn are likely to vary depending on the scenario of the attack and are discussed as follows.

The most prevalent use of guns is a one-against-one scenario and largely involves handguns [5, 6]. For this case, model predictions are relatively simple. Only one of the two extreme strategies can minimize gun-induced deaths, i.e. a ban of private firearm possession or a “gun availability to all” strategy. Intermediate gun policies lead to sub-optimal outcomes. Which strategy minimizes death depends on conditions that are easily interpreted. Gun-induced deaths

are always minimized by a firearm ban if $h < 1 - c$. That is, we have to compare h , the fraction of offenders that illegally own a gun, with $1 - c$, the fraction of the general population that could legally own a firearm but does not have it in possession when attacked. If the condition above is not fulfilled, gun-induced deaths can be minimized by either strategy, depending on the fraction of offenders who illegally obtain firearms relative to the level of protection offered by gun-ownership during an attack. If $c = 1$ (all people take up their right of gun ownership and carry it when attacked), the conditions is simplest, and a ban of private firearm possession minimizes gun-related deaths if $h < \beta_2/\beta_1$, where β_2/β_1 is inversely correlated with the degree of protection offered by gun ownership to a victim during an attack, with $\beta_2/\beta_1 = 0$ meaning total protection, and $\beta_2/\beta_1 = 1$ corresponding to no protection associated with gun ownership. All these variables can be estimated from available statistical data, and the implications are discussed as follows.

In order to examine the fraction of offenders that cannot legally obtain a gun but own one illegally, h , we have to turn to a country with tough gun control laws. If a majority of people can legally own a gun, those that have to obtain one illegally is a negligible fraction. England and Wales have one of the strictest gun control laws since the 1997 Firearms Act, banning private possession of firearms almost entirely with the exception of some special circumstances [8]. Estimating the fraction of potential offenders that illegally carry firearms is a difficult task. Most statistics quantify gun uses during the acts of offense, not among potential offenders. One study tried to fill this gap of knowledge by interviewing a pool of offenders that passed through prison [9]. This was done in the context of the New English and Welsh Arrestee Drug Abuse Monitoring Programme (NEW-ADAM), covering a three year period between 1999-2002, and involving 3,135 interviewees. Among these offenders, 23% indicated that they had illegally possessed a gun at some point in their life. However, only 8% indicated illegal gun ownership within the last 12 months, which we consider a better measure of gun possession associated with committing crimes. More detailed questions revealed that only 21% of people who owned a gun did so for the purpose of an offense. Similarly, among the 8% of people who illegally owned a gun within the previous 12 months, only 23% had taken the gun with them on an offense. Thus, as an estimate for the parameter h , we can say that 23% of the 8% constitutes people who illegally owned a gun which was also present during the offense, and hence $h = 0.018$.

The fraction of people who legally own a firearm and have it in possession when attacked, c , can be partially estimated. Statistical data are available about the fraction of people who personally own a gun in the United States, but no data are available that quantify the probability that these gun owners have the weapon with them when attacked. Approximately 30% of all adult Americans / households own a gun [10,11]. Because not all of them will have the firearm with them when attacked, we can say that $c < 0.3$. In this scenario, a "gun availability to all" policy can minimize firearm-related deaths if $c > 1 - h$, i.e.

if $0.3 > 0.982$. This condition is clearly violated, and so the model predicts that gun-related deaths are minimized by a ban of private firearm possession. It is possible that the fraction of offenders that illegally carry a firearm derived from the study by [9] is an underestimate. This study analyzed gun ownership among a prison population. It is conceivable that among those offenders, only a certain proportion has sufficient violent intention, and that among those people the frequency of gun ownership is higher. According to our calculations, however, the "gun availability to all" policy can only minimize gun-induced deaths if more than 70% of potential offenders illegally owned a firearm, i.e. if $h = 0.7$ or higher, depending on how many of the legal gun owners are likely to carry the firearm when attacked. This is unlikely to be the case given the results obtained by [9], but needs to be investigated statistically in more detail.

For the sake of the argument, let us consider the extreme scenario where all people who can legally own a gun do so and carry it with them at the time of an attack. This would require an effort by the government to persuade people to purchase firearms and carry them around at all times. As mentioned above, gun-related death is now minimized if $h < \beta_2/\beta_1$. The inverse relative protection that gun ownership provides during an attack (β_2/β_1) has also been statistically investigated [12]. This is best done in a setting where a large fraction of the general population carries firearms, such as in the USA [1], and this study has been performed in Philadelphia. A total of 677 individuals assaulted with a gun were investigated and the study involved a variety of situations, including long range attacks where the victim did not have a chance to resist, and direct, short range attacks where the victim had a chance to resist. The study found that overall, gun ownership by potential victims did not protect against being fatally shot during an attack. In fact, individuals who carried a gun were more likely to be fatally shot than those who did not carry a gun. This also applies to situations where the armed victims had a chance to resist the attacker, and in this case, carrying a gun increased the chance to die in the attack about 5-fold. The authors provided several reasons for this. Possession of a gun might induce overconfidence in the victim's ability to fight off the attacker, resulting in a gun fight rather than a retreat. In addition, the element of surprise involved in an attack immediately puts the victim in a disadvantageous position, limiting their ability to gain the upper hand. If the victim produces a gun in this process rather than retreat, this could escalate the attacker's assault. These data would indicate that $\beta_2/\beta_1 > 1$, which in turn would again mean that a ban of private firearm possession is the only possible strategy that can minimize the gun-related death of people (the probability h is by definition less than one). The results of this study have, however, been criticized on statistical grounds and it is currently unclear whether β_2/β_1 is indeed greater than one [13, 14]. Results are also likely to depend on the geographical location. This study was conducted in a metropolitan area, and results might differ in smaller cities or more rural areas. However, the general notion that gun ownership does not lead to significant protection is also underlined by other studies that discussed the effectiveness of using guns as a defense against attacks [15–18], especially

in a home setting, although parameter estimates cannot be derived from these studies. In a literature review, no evidence was found that gun ownership in a home significantly reduces the chances of injury or death during an intrusion [18]. Even if this estimate of β_2/β_1 is somewhat uncertain, and even if its true value is less than one, the measured parameter $h = 0.018$ means that firearm possession during an attack must reduce the chances of being fatally shot more than 50-fold for the "gun availability to all" policy to minimize the firearm-related deaths of people, i.e. the value of β_2/β_1 must be less than $1/50$. This is unlikely in the light of the above discussed studies and again points to a firearms ban for the general population to be the correct strategy to minimize gun-induced deaths.

Next, we discuss the one-against-many scenario. Here, two different gun control policies can again potentially minimize firearm-induced deaths of people: either a ban of private firearm possession, or arming the general population. However, in the latter case, not necessarily the entire population should carry firearms, but a certain fraction of the population, which is defined by model parameters. As in the one-against-one scenario, which policy minimizes gun-induced fatalities depends on the fraction of offenders that cannot legally obtain a gun but carry one illegally, the degree of gun-induced protection of victims during an attack, and the fraction of people who take up their right of gun ownership and carry the gun with them when attacked. In contrast to the one-against-one scenario, however, this dependence is more complicated here. In the empirical model described above, the degree of gun-mediated protection against an attack is given by the parameter β . This is a growing function of n (the number of people involved in the attack) and p (the probability for a victim to shoot and kill the attacker with one shot). Further, β is a decaying function of d , the probability for the attacker to kill a victim with one shot. For a ban of private firearm possession to minimize gun-related deaths, the fraction of violent people that cannot obtain a gun legally but obtain one illegally must lie below the threshold given by condition (9), i.e. $h < e^{-c\beta}$. Let us again assume that 30% of the general population owns a gun, and for simplicity that they all carry the firearm with them when attacked ($c = 0.3$). The dependence of the function $e^{-c\beta}$ on the parameters p , d , and n is studied numerically in figure 2. Parameter d , the probability for the attacker to kill a person with one shot, varies between 10^{-2} and 1. Parameter p , the probability for an armed person to kill the attacker with one shot, varies between 10^{-4} and 1. The \log_{10} of the right hand side of inequality (9) is represented by the shading, the lighter colors corresponding to higher values. The dependence on parameters p and d is explored for different numbers of people in the crowd that is being attacked ($n = 5, 10, 20, 40$). For each case, we ask what values of p and d fulfill the inequality $h < e^{-c\beta}$, assuming the estimated value $h = 0.018$. In the parameter regions where this inequality holds, a ban of private firearm possession will minimize deaths, and outside those ranges, it is advisable that a fraction of the population is armed. For $n = 40$ we find that a ban of private firearm possession requires $d > 30p$. i.e. the attacker needs to be at least 30 more efficient at killing a victim than a single

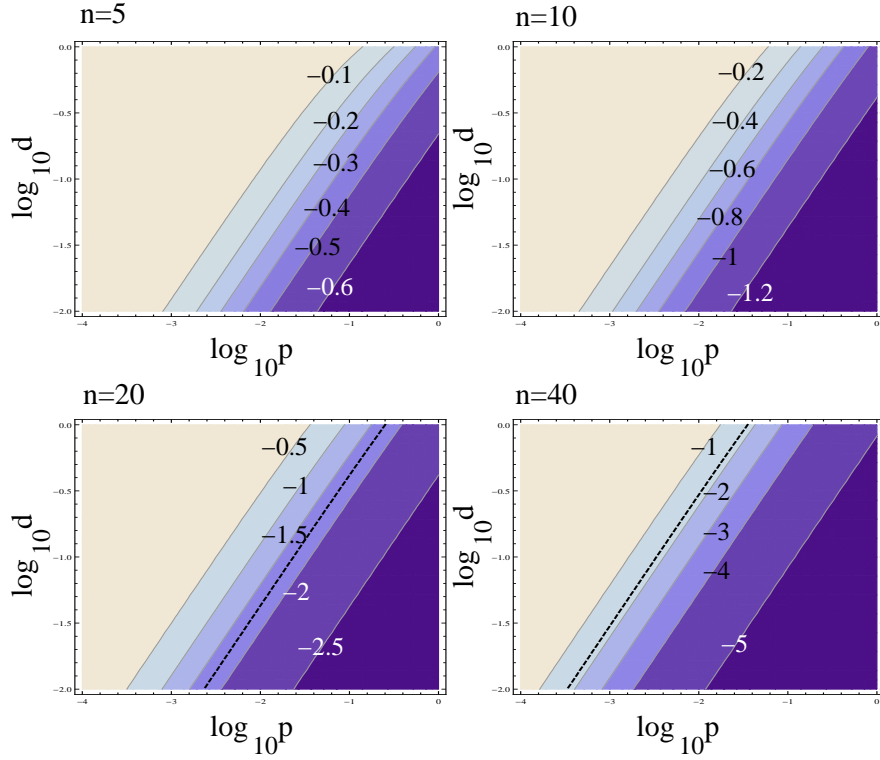


Figure 2: **One-against-many attacks: when is a ban of private firearm possession the optimal policy?** Presented are the contour-plots of the threshold value $\log_{10}(e^{-c\beta})$ with $c = 0.3$, as a function of $\log_{10} p$ and $\log_{10} d$ for four different values of n . Darker colors indicate smaller values, and the contour values are marked. For each pair of probabilities p and d , the plots show the highest possible value of $\log_{10} h$ still compatible with the ban of private firearm possession being the optimal policy. The black dashed lines on the bottom two plots indicate the approximate location of the contour corresponding to $h = 0.018$; above those lines the ban of private firearm possession is the optimal solution. These lines are drawn according to the following relationship between d and p : $d = 4p$ for $n = 20$, and $d = 30p$ for $n = 40$. For $n = 5$ and $n = 10$, the inequality $h < e^{-c\beta}$ holds for any values of p and d , and the ban of private firearm possession is the optimal solution in the whole parameter space.

victim is at killing the attacker. For $n = 20$ it requires $d > 4p$. For $n = 10$ and $n = 5$, a firearms ban minimizes gun-related deaths for any value of p and d . Thus, for smaller crowds, condition (9) is easily satisfied and a ban of private firearm possession would minimize deaths. For larger crowds, a ban of private firearm possession would only make sense if the attackers were significantly more efficient compared to the victims to deliver a fatal shot. The meaning of these numbers further depends on the weapon carried by the attacker. Strictly speaking, the model considered here was designed for attackers and victims with similar weapons. The victims would typically possess hand guns. If the attacker also uses a hand gun, it can be questioned whether the attacker is 30 times more efficient at fatally shooting someone than a victim, even if the attacker is better trained and has more experience. Therefore, if most gun attacks in the country involved a one-against-many scenario with a crowd of about forty people or larger being assaulted by a non-automatic weapon, firearm-induced deaths would be minimized by a policy that allows a certain fraction of people to carry guns. For smaller crowds, a firearms ban is likely to minimize deaths. In many situations, and certainly in the last string of mass shootings in the USA, automatic weapons were used to assault crowds, where hundreds of rounds per minute can be fired. The victims typically will not possess such powerful weapons. Therefore, their ability to shoot is significantly lower than that of the attacker. We can interpret the results of the model for a situation where the attacker fires a machine gun and the victims respond with non-automatic weapons. In this case we must assume that the probability of victims to fire and shoot the killer is significantly (perhaps 2 orders of magnitude) lower than that of the attacker. In this case, a ban of private firearm possession minimizes gun-related deaths even if most cases of gun violence involve the assault of relatively large crowds (such as $n = 40$).

Now, for the sake of the argument assume that $c = 1$, i.e. that everybody who can legally own a gun does so and has it in possession when attacked. The calculations yield the following results. For $n = 40$, a firearms ban requires that $d > 125p$, i.e. the attacker needs to be at least 125 more efficient at killing a victim than a single victim is at killing the attacker. For $n = 20$, $n = 10$, and $n = 5$, the conditions are $d > 30p$, $d > 6p$, and $d > 0.6p$. While the numbers are now shifted in favor of a "gun availability to all" policy, the general conclusions hold. If most attacks in the country occur in a one-against-many setting involving large crowds where the attacker does not use an automatic weapon, firearm-related deaths are probably minimized by the "gun availability to all" policy. If the crowds under attack are relatively small or if the attacker uses an automatic weapon, gun-induced deaths are minimized by banning private possession of firearms.

Having discussed the one-against-many scenario in some detail, it has to be pointed out that while assaults on crowds generate the most dramatic outcomes (many people shot at once), the great majority of gun-related deaths occur in a one-against-one setting [5–7], which generates less press attention. Therefore, it is likely that the results from the simpler one-against-one scenario are the ones

that should dictate policies when the aim is to minimize the overall gun-related homicides across the country.

To conclude, this paper addresses the vigorous debate going on about the future of gun policies. One side argues that because guns are the reason for the deaths, stricter gun control policies should be introduced. The other side argues that guns also protect the life of people, and that an increased prevalence of guns in the general population could lead to fewer deaths. Rather than relying on opinions, we investigated this debate scientifically, using mathematical, population dynamic models to calculate the firearm-induced death rate of people as a function of the gun control policy. The results show that in principle, both arguments can be correct, depending on the parameters. Based on parameters that could be estimated from previously published data, our model suggests that in the context of one-against-one shootings, a ban of private firearm possession minimizes gun-related deaths if the gun control law can be enforced at least as effectively as in England/Wales. Indeed, the UK has one of the lowest gun-related homicides in the world [19, 20]. In contrast, if the law cannot be upheld effectively, then legal possession of firearms by the general population minimizes gun-related deaths. While Mexico has strict gun laws [21, 22], illegal gun possession is relatively high (large h) [22–25], and gun-related deaths are among the highest [20, 26]. In a one-against-many scenario, the situation is a little less clear. While in the context of assaults with automatic or semi-automatic weapons, gun ownership by the general population is unlikely to minimize firearm-induced deaths, it could be the right strategy when an attacker assaults a large crowd with a non-automatic weapon. The one-against-many scenario is, however, less important than the one-against-one scenario if the aim is to reduce the number of gun-related homicides in the country, because most gun-related homicides involve the attack of single individuals [5–7]. The next step in this investigation is to perform further statistical studies to estimate the crucial parameters of the model that we have discussed here. This would provide very detailed data that could further inform the design of gun control policies.

Analysis

The absorbing states of the stochastic system are (i) all the states $(0, i, j)$, where the attacker has been shot, and (ii) $(1, 0, 0)$, where all the people have been shot. The state $(0, 0, m)$ is unreachable from $(1, i, j)$. Let us denote by $h_{i,j \rightarrow l,m}$ the probability to be absorbed in state $(0, l, m)$ starting from state $(1, i, j)$. The goal is to calculate the function $F(g)$, which is proportional to the probability for an individual involved in an attack to die.

We have $h_{i,j \rightarrow l,m} = 0$ as long as $l > i$ or $m > j$. Further, $h_{i,j \rightarrow 0,m} = 0$ for all (i, j, m) . Let us denote by $\lambda_{i,j}$ the probability to be absorbed in state $(1, 0, 0)$

starting from state $(1, i, j)$. We must have

$$\sum_{l=1}^i \sum_{m=0}^j h_{i,j \rightarrow l,m} + \lambda_{i,j} = 1. \quad (10)$$

The following equations can be written down for these variables, by using a one-step analysis:

$$\begin{aligned} h_{i,j \rightarrow i,j} &= (1-d)[1 - (1-p)^i] + (1-d)(1-p)^i h_{i,j \rightarrow i,j}, \\ h_{i,j \rightarrow i-1,j} &= \frac{di}{i+j} [1 - (1-p)^{i-1}] + \frac{di}{i+j} (1-p)^{i-1} h_{i-1,j \rightarrow i-1,j} + (1-d)(1-p)^i h_{i,j \rightarrow i-1,j}, \\ h_{i,j \rightarrow i,j-1} &= \frac{dj}{i+j} [1 - (1-p)^i] + \frac{dj}{i+j} (1-p)^i h_{i,j-1 \rightarrow i,j-1} + (1-d)(1-p)^i h_{i,j \rightarrow i,j-1}, \\ h_{i,j \rightarrow l,j} &= \frac{di}{i+j} (1-p)^{i-1} h_{i-1,j \rightarrow l,j} + (1-d)(1-p)^i h_{i,j \rightarrow l,j}, \quad l < i-1, \\ h_{i,j \rightarrow i,m} &= \frac{dj}{i+j} (1-p)^i h_{i,j-1 \rightarrow i,m} + (1-d)(1-p)^i h_{i,j \rightarrow i,m}, \quad m < j-1, \\ h_{i,j \rightarrow l,m} &= \frac{di}{i+j} (1-p)^{i-1} h_{i-1,j \rightarrow l,m} + \frac{dj}{i+j} (1-p)^i h_{i,j-1 \rightarrow l,m} + (1-d)(1-p)^i h_{i,j \rightarrow l,m}, \\ &\quad l < i, \quad m < j. \end{aligned}$$

The values for all $h_{ij \rightarrow lm}$ can be calculated recursively from this system. For completeness, we also write down the equation for the variable $\lambda_{i,j}$:

$$\lambda_{i,j} = \frac{di}{i+j} (1-p)^{i-1} \lambda_{i-1,j} + \frac{dj}{i+j} (1-p)^i \lambda_{i,j-1} + (1-d)(1-p)^i \lambda_{i,j}.$$

One can check that equation (10) holds.

Given the probability to carry a gun cg , the probability to have i individuals out of n armed is given by

$$\frac{n!}{i!(n-i)!} (cg)^i (1-cg)^{n-i},$$

and the probability to have l armed and m unarmed individuals still alive after an attack is given by

$$\sum_{i=1}^n \frac{n!}{i!(n-i)!} (cg)^i (1-cg)^{n-i} h_{i,n-i \rightarrow l,m}.$$

Therefore, the probability to have k people out of n to survive the attack is

$$P_k = \sum_{l=1}^k \sum_{i=1}^n \frac{n!}{i!(n-i)!} (cg)^i (1-cg)^{n-i} h_{i,n-i \rightarrow l,k-l}.$$

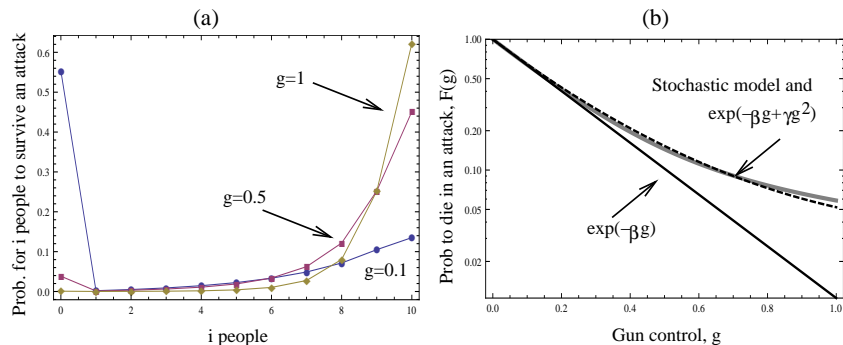


Figure 3: **Results of the stochastic model of the one-against-many attack.** (a) A typical shape of the probability distribution of the number of people who survive an attack, plotted for three different values of g . (b) The probability to survive an attack, $F(g)$, as a function of the gun control (please note the logarithmic scale). The function $F(g)$ obtained in formula (11) is plotted by a thick gray line. The solid black line corresponds to approximation $e^{-\beta g}$ with β given by formula (12). The dashed line corresponds to approximation (14) with $\gamma = 1.6$. Other parameters are $n = 10$, $d = 0.1$, $p = 0.02$, and $c = 1$.

Examples of this probability distribution for three different values of g are shown in figure 3(a). The expected number of people that survive is given by

$$\sum_{k=1}^n P_k k.$$

Therefore, the function $F(g)$, proportional to the probability to be killed in an attack, is given by

$$F(g) = 1 - \frac{1}{n} \sum_{k=1}^n P_k k. \quad (11)$$

First of all, we can apply the one-against-many attack model for the case $n = 1$. As expected, $F(g)$ for $n = 1$ is a linear function of g , which can be written as equation (3), with parameters β_1 and β_2 giving rise to the threshold value of h ,

$$\frac{\beta_2}{\beta_1} = \frac{d}{d(1-p) + p}.$$

We can see that the stochastic model informs our previous simple model by relating the quantity β_2/β_1 to the probability of the attacker to kill a victim with one shot, d , and the probability of a victim to shoot the attacker, p . As expected, the quantity β_2/β_1 grows with d and decays with p . In other words, the gun-mediated protection decays with d and it grows with p .

The expression for F for $n > 1$ is complicated. A typical shape of this function is shown in figure 3(b), the thick gray line. We can calculate the approximation for this function for small values of g , by setting

$$F(g) \approx 1 - \beta c g,$$

where

$$\begin{aligned}
\beta &= \frac{p}{n(d(1-p) + p)^n} \left(\sum_{j=1}^{n-1} j^2 d^{n-j} (1-p)^{n-j-1} (d(1-p) + p)^{j-1} \right. \\
&+ n^2(1-d)(d(1-p) + p)^{n-1} \\
&= \frac{1}{np^2} (2d^2 + dp - 2d^2p - 2dnp + n^2p^2 \\
&- (2d(1-p) + p)d^{n+1}(1-p)^n(d(1-p) + p)^{-n}). \tag{12}
\end{aligned}$$

Instead of working with the particular model described above, let us design a simpler model, which would retain some of the properties of the stochastic model considered, but be easier to analyze. First we notice that $F' < 0$ and $F'' > 0$. Consider the following approximation of this function which satisfies $F' < 0$ and $F'' > 0$:

$$F(g) \approx e^{-\beta cg}. \tag{13}$$

Figure 3(b) shows that while expression (13) is a good approximation of the function $F(g)$ for small values of g , it deviates from the function F as g approaches 1, see the solid black line. The function F given by exact formula (11) has a higher curvature for larger values of g (the thick gray line in figure 3(b)). To mimic this trend, we will set

$$F(g) = e^{-\beta cg + \gamma (cg)^2}, \tag{14}$$

where $\beta > 0$ and $0 < \gamma < \beta/(2c)$, such that $F' < 0$ for $0 \leq g \leq 1$. This approximation is shown in figure 3(b), the dashed line. In equation (14), β is given by expression (12).

If $\gamma = 0$, we have $F'' < 0$, and the optimal strategies are the same as in the one-against-one attack: only the two extreme strategies can minimize the gun-induced death rate of people, i.e. either a "ban of private firearm possession" strategy ($g = 1$) or the "gun availability to all" strategy ($g = 1$). Conditions (8) (or (9) if $c = 1$) help separate the two cases. If we assume the existence of a nonzero correction $\gamma > 0$ in the expression for $F(g)$, it follows that inequality (8) still plays a key role in separating two different cases, as described in the Results section.

References

- [1] Hemenway D, Miller M, et al. (2000) Firearm availability and homicide rates across 26 high-income countries. *The Journal of Trauma and Acute Care Surgery* 49: 985–988.
- [2] Jacobs J (2002) *Can gun control work?* Oxford University Press, USA.
- [3] Kleck G, Gertz M (1995) Armed resistance to crime: the prevalence and nature of self-defense with a gun. *J Crim L & Criminology* 86: 150.

- [4] Lott J (2010) More guns, less crime: Understanding crime and gun control laws. University of Chicago Press.
- [5] Cook P (1981) The effect of gun availability on violent crime patterns. *The ANNALS of the American Academy of Political and Social Science* 455: 63–79.
- [6] Maxfield M (1989) Circumstances in supplementary homicide reports: Variety and validity. *Criminology* 27: 671–696.
- [7] Fox J, Zawitz M (2000) Homicide trends in the United States: 1998 update. US Department of Justice, Office of Justice Programs, Bureau of Justice Statistics.
- [8] (1997) The firearms (amendment) (no. 2) act 1997 (commencement) order 1997 .
- [9] Bennett T, Holloway K (2004) Possession and use of illegal guns among offenders in England and Wales. *The Howard Journal of Criminal Justice* 43: 237–252.
- [10] Miller M, Lippmann S, Azrael D, Hemenway D (2007) Household firearm ownership and rates of suicide across the 50 United States. *The Journal of Trauma and Acute Care Surgery* 62: 1029–1035.
- [11] Gallup poll on gun ownership in the USA .
- [12] Branas C, Richmond T, Culhane D, Ten Have T, Wiebe D (2009) Investigating the link between gun possession and gun assault. *Journal Information* 99.
- [13] Wintemute G (2010) Flaws in study of firearm possession and risk for assault. *American Journal of Public Health* 100: 967.
- [14] Shah S, Grady C (2010) Shah and grady respond. *American Journal of Public Health* 100: 967.
- [15] Kellermann A, Rivara F, Rushforth N, Banton J, Reay D, et al. (1993) Gun ownership as a risk factor for homicide in the home. *New England Journal of Medicine* 329: 1084–1091.
- [16] Kleck G (1998) What are the risks and benefits of keeping a gun in the home? *JAMA: The Journal of the American Medical Association* 280: 473–475.
- [17] Hemenway D, Azrael D (2000) The relative frequency of offensive and defensive gun uses: results from a national survey. *Violence and Victims* 15: 257–272.
- [18] Hemenway D (2011) Risks and benefits of a gun in the home. *American Journal of Lifestyle Medicine* 5: 502–511.

- [19] Povey D, Development GBHOR, Directorate S, Information, Group P (2004) Crime in england and wales 2002/2003: Supplementary volume 1: Homicide and gun crime. STATISTICAL BULLETIN-HOME OFFICE RESEARCH DEVELOPMENT AND STATISTICS DIRECTORATE .
- [20] (2011) United Nations office on drugs and crime: Homicides by firearm statistics 2011 .
- [21] Congress of Mexico (1917-02-5). Reformed 1917 constitution .
- [22] Kopel D (2010) Mexico's Federal Law of Firearms and Explosives .
- [23] Firearm trafficking, gun runing in the United States, gunpolicy.org .
- [24] Dube A, Dube O, Garcia Ponce O (2012) Cross-border spillover: US gun laws and violence in Mexico. In: APSA 2012 Annual Meeting Paper.
- [25] Goodman C, Marizco M (2010) US firearms trafficking to Mexico: New data and insights illuminate key trends and challenges. Woodrow Wilson International Center for Scholars, Mexico Institute and University of San Diego Trans-Border Institute, Working Paper Series on US-Mexico Security Cooperation .
- [26] Mauser G (2007) Some international evidence on gun bans and murder rates. Fraser Forum : 23.