

Two neutrino double- β decay in the interacting boson-fermion model ¹

N. Yoshida¹ and F. Iachello²

¹Faculty of Informatics, Kansai University, Takatsuki 569-1095, Japan

²Center for Theoretical Physics, Sloane Physics Laboratory, Yale University, New Haven, Connecticut 06520-8120, USA

Abstract

A calculation of the spectroscopic properties, energy levels and electromagnetic transitions and moments, of the ten nuclei $^{128,130}\text{Te}$, $^{128,130}\text{I}$, $^{128,130}\text{Xe}$, $^{129,131}\text{I}$, $^{127,129}\text{Te}$ within the framework of the interacting boson model (IBM-2) and its extensions (IBFM-2 and IBFFM-2) is presented. The wave functions so obtained are used to calculate single- β and $2\nu\beta\beta$ matrix elements for $^{128,130}\text{Te} \rightarrow ^{128,130}\text{I} \rightarrow ^{128,130}\text{Xe}$ decay. Use of the effective value of the axial vector coupling constant $g_{A,\text{eff},\beta}$ extracted from single- β produces results for $2\nu\beta\beta$ in agreement with experiment.

1 Introduction

In recent years, the possible measurement of the absolute mass scale of neutrinos through $0\nu\beta\beta$ decay has become of considerable interest. This decay takes place only when the neutrino is a Majorana particle with finite mass. Its occurrence has not been confirmed yet and is at the present time the subject of many experimental investigations. Concomitant with the $0\nu\beta\beta$ there is the $2\nu\beta\beta$ decay mode. This mode is allowed by the standard model and it has now been observed in several nuclei [1]. While the $0\nu\beta\beta$ mode can be safely calculated in the closure approximation, since the average virtual neutrino momentum is of order 100 MeV/c and thus well above the scale of nuclear excitations, the closure approximation is not expected to be good for $2\nu\beta\beta$ where the neutrino momentum is of order of few MeV/c and thus of the same scale of nuclear excitations.

$2\nu\beta\beta$ decay without the closure approximation has been calculated within the framework of QRPA [2] and LSSM [3]. In this paper, we initiate a new approach to calculate $2\nu\beta\beta$ without the closure approximation within the framework of the interacting boson model (IBM-2) and its extensions (IBFM-2 and IBFFM-2) [4]. This latter model has been used extensively to calculate spectra of odd-even medium mass and heavy mass nuclei (IBFM-2) and of odd-odd nuclei (IBFFM-2) [5], which are crucial for the calculation of $2\nu\beta\beta$ decay. After a description of the IBFM formalism, we proceed to do a calculation of two-neutrino double- β decays for $^{128}\text{Te} \rightarrow ^{128}\text{Xe}$ and $^{130}\text{Te} \rightarrow ^{130}\text{Xe}$. The aim of the paper is two-fold: (i) first and foremost we want to understand what is the mechanism of $2\nu\beta\beta$ in Te, that is, what intermediate states in the odd-odd

¹This is a pre-copy-editing, author-produced PDF of an article accepted for publication in Progress of Theoretical and Experimental Physics following peer review. The definitive publisher-authenticated version will be available online.

nucleus contribute to the decay and (ii) from a comparison of our calculated matrix elements with experimental single- β and $2\nu\beta\beta$ decay, extract the value of the effective axial vector coupling constant, $g_{A,\text{eff}}$.

2 Two-neutrino double- β decay in IBFM

2.1 Gamow-Teller and Fermi transitions

The inverse half-life τ^{-1} for 2ν double- β decay has been derived by several authors [6, 7, 8]. We use here the formulation of Tomoda [9] as adapted in [10]. For transitions $0_1^+ \rightarrow 0_F^+$, τ^{-1} can be factorized to a good approximation as

$$[\tau_{1/2}^{2\nu}(0_1^+ \rightarrow 0_F^+)]^{-1} = G_{2\nu}^{(0)} g_A^4 |M_{2\nu}|^2, \quad (1)$$

where $G_{2\nu}^{(0)}$ is the lepton phase-space integral, g_A is the axial vector coupling constant and

$$M_{2\nu} = (m_e c^2) \left[M_{2\nu}^{\text{GT}} - \left(\frac{g_V}{g_A} \right)^2 M_{2\nu}^{\text{F}} \right]. \quad (2)$$

The Gamow-Teller (GT) matrix elements $M_{2\nu}^{\text{GT}}$ are calculated by

$$M_{2\nu}^{\text{GT}} = \sum_N \frac{\langle 0_F^+ || t^+ \sigma || 1_N^+ \rangle \langle 1_N^+ || t^+ \sigma || 0_1^+ \rangle}{\frac{1}{2}(Q_{\beta\beta} + 2m_e c^2) + E_N - E_I}, \quad (3)$$

where t^\pm is the isospin increasing/decreasing operator, $\sigma = 2s$ is the Pauli spin matrix, while $Q_{\beta\beta}$ is the Q value of the double- β decay, and E_I and E_N are the energies of the initial and the intermediate states, respectively. The coefficient $G_{2\nu}^{(0)}$ is the lepton phase-space integral. Its values are given in Refs. [9] and [10]. The Fermi (F) matrix elements $M_{2\nu}^{\text{F}}$ are calculated by

$$M_{2\nu}^{\text{F}} = \sum_N \frac{\langle 0_F^+ || t^+ || 0_N^+ \rangle \langle 0_N^+ || t^+ || 0_1^+ \rangle}{\frac{1}{2}(Q_{\beta\beta} + 2m_e c^2) + E_N - E_I}. \quad (4)$$

The inverse half-life of the decay $0_1^+ \rightarrow 2_F^+$

$$[\tau_{1/2}^{2\nu}(0_1^+ \rightarrow 2_F^+)]^{-1} = G_{2\nu}^{(0)0^+ \rightarrow 2^+} g_A^4 |M_{2\nu}|^2 \quad (5)$$

is calculated in a similar fashion by $M_{2\nu} = (m_e c^2)^3 M_{2\nu}^{\text{GT},2^+}$ with

$$M_{2\nu}^{\text{GT},2^+} = \sqrt{\frac{1}{3}} \sum_N \frac{\langle 2_F^+ || t^+ \sigma || 1_N^+ \rangle \langle 1_N^+ || t^+ \sigma || 0_1^+ \rangle}{(\frac{1}{2}(Q_{\beta\beta} + 2m_e c^2) + E_N - E_I)^3}. \quad (6)$$

In this case, there is no Fermi contribution. The aim of this paper is the calculation of the matrix elements $M_{2\nu}^{\text{GT}}$, $M_{2\nu}^{\text{F}}$ and $M_{2\nu}^{\text{GT},2^+}$.

2.2 IBFM calculation of β decays

The ingredients in the calculation are the matrix elements from even-even to odd-odd nuclei, $\langle 1_N^+ || t^+ \sigma || 0_1^+ \rangle$, $\langle 0_N^+ || t^+ || 0_1^+ \rangle$, and from odd-odd to even-even, $\langle 0_F^+ || t^+ \sigma || 1_N^+ \rangle$, $\langle 0_F^+ || t^+ || 0_N^+ \rangle$, which we now proceed to evaluate.

A formulation of β -decay in the proton-neutron interacting boson-fermion model (IBFM-2) was given years ago [4, Chap. 7] and [11, 12]. The microscopic theory gives the images of the Fermi and Gamow-Teller transition operators as

$$t^\pm \longrightarrow O^F = \sum_j -\sqrt{2j+1} [P_\pi^{(j)} P_\nu^{(j)}]^{(0)}, \quad (7)$$

$$t^\pm \sigma \longrightarrow O^{GT} = \sum_{j'j} \eta_{jj'} [P_\pi^{(j')} P_\nu^{(j)}]^{(1)}, \quad (8)$$

where

$$\eta_{jj'} = -\frac{1}{\sqrt{3}} \langle l' \frac{1}{2}; j' || \sigma || l \frac{1}{2}; j \rangle. \quad (9)$$

The operator $P_\rho^{(j)}$ stands for the boson-fermion image of the particle transfer operator. For the transitions from an even-even nucleus to an odd-odd nucleus, it can be either of the two operators:

$$A_m^{\dagger(j)} = \zeta_j a_{jm}^\dagger + \sum_{j'} \zeta_{jj'} s^\dagger [\tilde{d} \times a_{j'}^\dagger]_m^{(j)}, \quad (10)$$

$$\tilde{B}_m^{(j)} = -\theta_j^* s a_{jm}^\dagger - \sum_{j'} \theta_{jj'}^* [\tilde{d} \times a_{j'}^\dagger]_m^{(j)}, \quad (11)$$

where a_{jm}^\dagger is the fermion creation operator, s^\dagger is the s -boson creation operator, and the z -component of \tilde{d} is related to the d -boson annihilation operator by $\tilde{d}_\mu = (-1)^\mu d_{-\mu}$. In these operators, the distinction between the proton (π) and the neutron (ν) will be made later when necessary. The operator from an odd-odd nucleus to an even-even nucleus is

$$\tilde{A}_m^{(j)} = \zeta_j^* \tilde{a}_{jm} + \sum_{j'} \zeta_{jj'}^* s [d^\dagger \times \tilde{a}_{j'}]_m^{(j)}, \quad (12)$$

$$B_m^{\dagger(j)} = \theta_j s^\dagger \tilde{a}_{jm} + \sum_{j'} \theta_{jj'} [d^\dagger \times \tilde{a}_{j'}]_m^{(j)}, \quad (13)$$

where \tilde{a}_{jm} is related to the fermion annihilation operator a_{jm} by $\tilde{a}_{jm} = (-1)^{j-m} a_{j,-m}$, s is the s -boson annihilation operator, and d^\dagger is the d -boson creation operator.

The coefficients of the transfer operators are [4]

$$\zeta_j = u_j \frac{1}{K'_j}, \quad (14)$$

$$\zeta_{jj'} = -v_j \beta_{j'j} \left(\frac{10}{N(2j+1)} \right)^{1/2} \frac{1}{KK'_j}, \quad (15)$$

$$\theta_j = \frac{v_j}{\sqrt{N}} \frac{1}{K''_j}, \quad (16)$$

$$\theta_{jj'} = u_j \beta_{j'j} \left(\frac{10}{2j+1} \right)^{1/2} \frac{1}{KK''_j}, \quad (17)$$

where u_j and v_j are BCS unoccupation and occupation amplitudes, and the quantities K , K'_j , K''_j ,

$$K = \left(\sum_{jj'} \beta_{jj'}^2 \right)^{1/2}, \quad (18)$$

$$K'_j = \left(1 + 2 \left(\frac{v_j}{u_j} \right)^2 \frac{\langle \text{even}; 0_1^+ | (\hat{n}_s + 1) \hat{n}_d | \text{even}; 0_1^+ \rangle}{N(2j+1)} \frac{\sum_{j'} \beta_{j'j}^2}{K^2} \right)^{1/2}, \quad (19)$$

$$K''_j = \left(\frac{\langle \text{even}; 0_1^+ | \hat{n}_s | \text{even}; 0_1^+ \rangle}{N} + 2 \left(\frac{u_j}{v_j} \right)^2 \frac{\langle \text{even}; 0_1^+ | \hat{n}_d | \text{even}; 0_1^+ \rangle}{2j+1} \frac{\sum_{j'} \beta_{j'j}^2}{K^2} \right)^{1/2}, \quad (20)$$

are calculated from the expectation values of the s -boson and d -boson numbers, \hat{n}_s , \hat{n}_d , and

$$\beta_{j'j} = (u_{j'} v_j + v_{j'} u_j) Q_{j'j} \quad (21)$$

$$Q_{j'j} = \langle l' \frac{1}{2} j' || Y^{(2)} || l \frac{1}{2} j \rangle. \quad (22)$$

If the odd fermion is a hole, then u_j and v_j are interchanged, and the sign of $\beta_{j'j}$ is reversed in Eqs. (14) to (20).

3 Calculation for $^{128,130}\text{Te} \rightarrow ^{128,130}\text{Xe}$

3.1 Energy levels and electromagnetic properties

In order to calculate $2\nu\beta\beta$ decay, we use the wave functions of the initial, intermediate and final nuclei, in the present case the wave functions of $^{128,130}\text{Te}$, $^{128,130}\text{I}$ and $^{128,130}\text{Xe}$. They are obtained from a calculation of the energy levels and electromagnetic properties. For purposes of checking the accuracy of our approach, we also calculate energy levels and electromagnetic properties of the odd-even nuclei ^{129}I , ^{127}Te , ^{131}I , ^{129}Te . The entire set of nuclei we calculate is shown in Table 1.

Table 1: Nuclei related to the double- β decay from $^{128,130}\text{Te}$.

initial	final	intermediate (odd-odd)	related odd-even
$^{128}_{52}\text{Te}_{76}$	$^{128}_{54}\text{Xe}_{74}$	$^{128}_{53}\text{I}_{75} = ^{128}_{52}\text{Te}_{76} + \text{p} - \text{n}$	$^{129}_{53}\text{I} = ^{128}_{52}\text{Te} + \text{p}$ $^{127}_{52}\text{Te} = ^{128}_{52}\text{Te} - \text{n}$
$^{130}_{52}\text{Te}_{78}$	$^{130}_{54}\text{Xe}_{76}$	$^{130}_{53}\text{I}_{77} = ^{130}_{52}\text{Te}_{78} + \text{p} - \text{n}$	$^{131}_{53}\text{I} = ^{130}_{52}\text{Te} + \text{p}$ $^{129}_{52}\text{Te} = ^{130}_{52}\text{Te} - \text{n}$

Table 2: The neutron and proton boson numbers, N_ν , N_π , and the IBM-2 parameters for $^{128,130}\text{Te}$ and $^{128,130}\text{Xe}$. The values are from Ref. [13]. The parameters that are not given in this table are set to zero.

nucleus	N_ν	N_π	ϵ_d (MeV)	κ (MeV)	χ_ν	χ_π	ξ_1, ξ_2 (MeV)	ξ_3 (MeV)	$c_\nu^{(0)}$ (MeV)	$c_\nu^{(2)}$ (MeV)
^{128}Te	3	1	0.93	-0.17	0.50	-1.20	0.24	-0.18	0.30	0.22
^{128}Xe	4	2	0.70	-0.17	0.33	-0.80	0.24	-0.18	0.30	0.00
^{130}Te	2	1	1.05	-0.20	0.90	-1.20	0.24	-0.18	0.30	0.22
^{130}Xe	3	2	0.76	-0.19	0.50	-0.80	0.24	-0.18	0.30	0.22

3.1.1 $^{128,130}\text{Te}$ and $^{128,130}\text{Xe}$ in IBM-2

The Hamiltonian in IBM-2 is

$$\begin{aligned}
H^{\text{B}} = & \epsilon_d (n_{d_\nu} + n_{d_\pi}) + \kappa (Q_\nu^{\text{B}} \cdot Q_\pi^{\text{B}}) \\
& + \frac{1}{2} \xi_2 ((d_\nu^\dagger s_\pi^\dagger - d_\pi^\dagger s_\nu^\dagger) \cdot (\tilde{d}_\nu s_\pi - \tilde{d}_\pi s_\nu)) \\
& + \sum_{K=1,3} \xi_K ([d_\nu^\dagger \times d_\pi^\dagger]^{(K)} \cdot [\tilde{d}_\pi \times \tilde{d}_\nu]^{(K)}) \\
& + \frac{1}{2} \sum_{K=0,2,4} c_\nu^{(K)} ([d_\nu^\dagger \times d_\nu^\dagger]^{(K)} \cdot [\tilde{d}_\nu \times \tilde{d}_\nu]^{(K)}), \tag{23}
\end{aligned}$$

where

$$Q_\nu^{\text{B}} = d_\nu^\dagger s_\nu + s_\nu^\dagger \tilde{d}_\nu + \chi_\nu [d_\nu^\dagger \times \tilde{d}_\nu]^{(2)}, \tag{24}$$

$$Q_\pi^{\text{B}} = d_\pi^\dagger s_\pi + s_\pi^\dagger \tilde{d}_\pi + \chi_\pi [d_\pi^\dagger \times \tilde{d}_\pi]^{(2)}. \tag{25}$$

We adopt the parameters given in [13], as shown in Table 2. Tables 3 and 4 show some of the calculated energy levels and their comparison with data. The agreement is very good. The same conclusion applies to the electromagnetic transition rates and moments, not shown here for conciseness.

Table 3: Energy levels in ^{128}Te and ^{128}Xe by the parameters in [13].

^{128}Te			^{128}Xe		
spin	exp. (MeV)	cal. (MeV)	spin	exp. (MeV)	cal. (MeV)
0_1^+	0.000	0.000	0_1^+	0.000	0.000
2_1^+	0.743	0.739	2_1^+	0.443	0.421
4_1^+	1.497	1.672	2_2^+	0.969	1.017
2_2^+	1.520	1.528	4_1^+	1.033	1.025
0_2^+	1.979	1.971	3_1^+	1.430	1.614
3_1^+	2.164	1.940	0_2^+	1.583	1.482
			4_2^+	1.604	1.751

Table 4: Energy levels in ^{130}Te and ^{130}Xe by the parameters in [13].

^{130}Te			^{130}Xe		
spin	exp. (MeV)	cal. (MeV)	spin	exp. (MeV)	cal. (MeV)
0_1^+	0.000	0.000	0_1^+	0.000	0.000
2_1^+	0.839	0.877	2_1^+	0.536	0.511
2_2^+	1.588	1.565	2_2^+	1.122	1.223
4_1^+	1.633	2.017	4_1^+	1.205	1.228
2_3^+	1.886	2.233	3_1^+	1.633	1.795
0_2^+	1.965	2.337	0_2^+	1.794	1.677
4_2^+	1.982	2.598	2_3^+		1.959
3_1^+	2.139	2.010	4_2^+	1.808	2.063

3.1.2 $^{129,131}\text{I}$ and $^{127,129}\text{Te}$ in IBFM-2

The Hamiltonian for odd-even nuclei (IBFM-2) is given by

$$H = H^{\text{B}} + H_{\rho}^{\text{F}} + V_{\rho}^{\text{BF}}. \quad (26)$$

The boson Hamiltonian H^{B} is the core Hamiltonian (^{128}Te and ^{130}Te in the present case). The symbol ρ refers to π (proton) or ν (neutron) depending on the odd fermion. The fermion single-particle Hamiltonian is

$$H_{\rho}^{\text{F}} = \sum_{j_{\rho}} \varepsilon_{j_{\rho}} \hat{n}_{j_{\rho}}, \quad (27)$$

where $\varepsilon_{j_{\rho}}$ is the quasi-particle energy of the odd particle, while $\hat{n}_{j_{\rho}}$ is the number operator. We adopt the single-particle energies in [11, 12], shown in Table 5. The quasi-particle energies $\varepsilon_{j_{\rho}}$ are calculated in the usual BCS approximation with gap $\Delta = 12/\sqrt{A}$. In this BCS calculation, we include both positive and negative-parity orbits. The terms V_{ρ}^{BF} are the interaction between the bosons and the odd particle:

$$\begin{aligned} V_{\rho}^{\text{BF}} = & \sum_{i,j} \Gamma_{ij} \left([a_i^{\dagger} \times \tilde{a}_j]^{(2)} \cdot Q_{\rho'}^{\text{B}} \right) \\ & + \sum_{i,j} \Lambda_{ki}^j \left\{ \left(: [d_{\rho}^{\dagger} \times \tilde{a}_j]^{(k)} \times [a_i^{\dagger} \times s_{\rho}]^{(2)} : \cdot [s_{\rho'}^{\dagger} \times \tilde{d}_{\rho'}]^{(2)} \right) \right. \\ & \quad \left. + \text{Hermitian conjugate} \right\} \\ & + A \sum_i \hat{n}_i \hat{n}_{d_{\rho'}}. \end{aligned} \quad (28)$$

The symbol ρ' indicates the other kind of nucleon; e.g., $\rho' = \nu$ when $\rho = \pi$. For the orbital dependence of the interaction strengths, we adopt the parametrization of Refs. [4, 14]:

$$\Gamma_{i,j} = (u_i u_j - v_i v_j) Q_{i,j} \Gamma, \quad (29)$$

$$\Lambda_{k,i}^j = -\beta_{k,i} \beta_{j,k} \left(\frac{10}{N_{\rho}(2j_k + 1)} \right)^{1/2} \Lambda, \quad (30)$$

where

$$\beta_{i,j} = (u_i v_j + v_i u_j) Q_{i,j} \quad (31)$$

$$Q_{i,j} = \langle l_i, \frac{1}{2}, j_i || Y^{(2)} || l_j, \frac{1}{2}, j_j \rangle = \frac{1 + (-1)^{l_i + l_j}}{2} \sqrt{\frac{5(2j_i + 1)}{4\pi}} (j_i \frac{1}{2} 2 0 | j_j \frac{1}{2}). \quad (32)$$

The definitions of the parameters A and Γ are the same as that in [11]. The exchange interaction in (28) with the same Λ corresponds to the total d -boson

Table 5: Single-particle energies for $Z = 53$ and $N = 75$ taken from Ref. [11, 12].

orbit	$0g_{7/2}$ (MeV)	$1d_{5/2}$ (MeV)	$1d_{3/2}$ (MeV)	$2s_{1/2}$ (MeV)	$0h_{11/2}$ (MeV)
proton	0.00	0.40	3.00	3.35	1.50
neutron	0.00	0.60	2.50	2.10	2.00

Table 6: Boson-fermion interaction parameters by Dellagiacoma [11].

parameter	Γ (MeV)	Λ (MeV)	A (MeV)
proton in $^{129,131}\text{I}$	0.60	0.20	-0.30
neutron in $^{127,129}\text{Te}$	0.30	0.10	-0.40

number conserving part of that in [11]. The factors u_j and v_j are interchanged if the odd nucleons are holes.

The calculation splits into positive and negative parity levels. The positive parity orbitals for the odd proton and odd-neutron are:

$$0g_{7/2}, \quad 1d_{5/2}, \quad 1d_{3/2}, \quad \text{and} \quad 2s_{1/2} \quad (33)$$

while the negative parity orbital is $h_{11/2}$. For the calculation of positive parity levels reported here, we use the parameters of [11], shown in Table 6. Table 7 shows some of the low-lying energy levels. The agreement between calculated and experimental levels is good.

3.1.3 $^{128,130}\text{I}$ in IBFFM-2

The intermediate states in $^{128,130}\text{I}$ are described by the proton-neutron interacting boson-fermion-fermion model (IBFFM-2) [15]. Because the nearest closed shell has $Z = 50$ and $N = 82$, the nuclei $^{128,130}\text{I}$ are described as a system of an IBM-2 boson core and an odd proton and an odd neutron:

$$^{128,130}_{53}\text{I}_{75,77} = ^{128,130}_{52}\text{Te}_{76,78} + \text{p} - \text{n}. \quad (34)$$

The odd neutron is treated as a hole. The related nuclei are summarized in Table 1. We include the same orbitals as in the previous subsection with s. p. e. given in Table 5. The Hamiltonian is

$$H = H^{\text{B}} + H_{\pi}^{\text{F}} + V_{\pi}^{\text{BF}} + H_{\nu}^{\text{F}} + V_{\nu}^{\text{BF}} + V_{\text{RES}}. \quad (35)$$

The boson and the fermion Hamiltonian parameters are those given in the previous sections. The last term is the residual interaction between the odd proton

Table 7: Energy levels in ^{129}I , ^{127}Te , ^{131}I and ^{129}Te . The parameters of the boson Hamiltonian are taken from Ref. [13] as shown in Table 2. The parameters in the boson-fermion interaction are from [11] as shown in Table 6.

^{129}I			^{127}Te		
spin	exp. (MeV)	cal. (MeV)	spin	exp. (MeV)	cal. (MeV)
$7/2_1^+$	0.000	0.000	$3/2_1^+$	0.000	0.000
$5/2_1^+$	0.028	0.155	$1/2_1^+$	0.061	0.054
$3/2_1^+$	0.278	0.505	$5/2_1^+$	0.473	0.464
$5/2_2^+$	0.487	0.645	$3/2_2^+$	0.502	0.468
$1/2_1^+$	0.560	0.641	$1/2_2^+$	0.623	0.516
			$7/2_1^+$	0.685	0.508
			$3/2_3^+$	0.763	0.558
			$5/2_2^+$	0.783	0.554
^{131}I			^{129}Te		
spin (MeV)	exp. (MeV)	cal.	spin (MeV)	exp. (MeV)	cal.
$7/2_1^+$	0.000	0.000	$3/2_1^+$	0.000	0.000
$5/2_1^+$	0.150	0.200	$1/2_1^+$	0.180	0.148
$3/2_1^+$		0.703	$5/2_1^+$		0.609
$5/2_2^+$		0.711	$3/2_2^+$		0.621
$9/2_1^+$		0.794	$7/2_1^+$		0.660

Table 8: Proton-neutron residual interaction in $^{128,130}\text{I}$.

V_δ	$V_{\sigma\sigma}$	$V_{\sigma\sigma\delta}$	V_T
(MeV)	(MeV)	(MeV)	(MeV)
-0.1	0	0	0.05

and the odd neutron given as [15]

$$\begin{aligned}
V_{\text{RES}} = & 4\pi V_\delta \delta(\mathbf{r}_\pi - \mathbf{r}_\nu) \delta(r_\pi - R_0) \delta(r_\nu - R_0) \\
& - \frac{1}{\sqrt{3}} V_{\sigma\sigma} (\boldsymbol{\sigma}_\pi \cdot \boldsymbol{\sigma}_\nu) \\
& + 4\pi V_{\sigma\sigma\delta} (\boldsymbol{\sigma}_\pi \cdot \boldsymbol{\sigma}_\nu) \delta(\mathbf{r}_\pi - \mathbf{r}_\nu) \delta(r_\pi - R_0) \delta(r_\nu - R_0) \\
& + V_T \left(3 \frac{(\boldsymbol{\sigma}_\pi \cdot \mathbf{r}_{\pi\nu})(\boldsymbol{\sigma}_\nu \cdot \mathbf{r}_{\pi\nu})}{r_{\pi\nu}^2} - (\boldsymbol{\sigma}_\pi \cdot \boldsymbol{\sigma}_\nu) \right). \quad (36)
\end{aligned}$$

The matrix elements between two quasi-particles are connected to those between two particles as

$$\begin{aligned}
& \langle j'_\nu j'_\pi; J | V_{\text{REF}} | j_\nu j_\pi; J \rangle_{\text{quasi-particle}} \\
& = (u_{j'_\nu} u_{j'_\pi} u_{j_\nu} u_{j_\pi} + v_{j'_\nu} v_{j'_\pi} v_{j_\nu} v_{j_\pi}) \langle j'_\nu j'_\pi; J | V_{\text{RES}} | j_\nu j_\pi; J \rangle \\
& \quad - (u_{j'_\nu} v_{j'_\pi} u_{j_\nu} v_{j_\pi} + v_{j'_\nu} u_{j'_\pi} v_{j_\nu} u_{j_\pi}) \\
& \quad \times \sum_{J'} (2J' + 1) \left\{ \begin{matrix} j_{\nu'} & j_\pi & J' \\ j_\nu & j_{\pi'} & J \end{matrix} \right\} \langle j'_\nu j'_\pi; J' | V_{\text{RES}} | j_\nu j_\pi; J' \rangle. \quad (37)
\end{aligned}$$

The strengths of the delta interaction (V_δ), the spin-spin interaction ($V_{\sigma\sigma}$), the spin-spin-delta interaction ($V_{\sigma\sigma\delta}$) and the tensor interaction (V_T) are determined from a fit to the experimental levels. The adopted values are shown in Table 8.

By diagonalizing the Hamiltonian (35) we obtain the energy levels and wave functions. The energy levels are compared with the experimental data in Table 9 and Fig. 1. The agreement is fair. The ground state spins 1^+ in ^{128}I and 5^+ in ^{130}I are calculated correctly. The only disagreement is in the location of the state 2_1^+ which is calculated too high. However, for the purpose of the present paper, only the location of 1^+ states is important. The location of 0^+ states is also of some importance, but these appear at higher excitation energy (805 keV) and therefore are not shown in Table 9 and Figure 1.

The electromagnetic transition operators in IBFFM-2 are

$$\begin{aligned}
T^{(\text{E}2)} = & e_\pi^{\text{B}} Q_\pi^{\text{B}} + e_\nu^{\text{B}} Q_\nu^{\text{B}} \\
& - \sum_{\rho=\pi,\nu} \frac{1}{\sqrt{5}} \sum_{j'j} (u_{j'} u_j - v_{j'} v_j) \langle j' || e_{\text{eff},\rho} r^2 Y^{(2)} || j \rangle [a_{j'}^\dagger \times \tilde{a}_j]^{(2)} \quad (38)
\end{aligned}$$

Table 9: Energy levels in ^{128}I and ^{130}I .

^{128}I			^{130}I		
spin	exp. (MeV)	cal. (MeV)	spin	exp. (MeV)	cal. (MeV)
1_1^+	0.000	0.000	5_1^+	0.000	0.000
2_1^+	0.027	0.193	2_1^+	0.040	0.195
3_1^+	0.085	0.045	1_1^+	0.043	0.012
4_1^+	0.128	0.141	3_1^+	0.044	0.015
3_2^+	0.152	0.090	3_2^+		0.091
5_1^+		0.041	4_1^+	0.048	0.097
4_2^+		0.254	4_2^+		0.293
2_2^+		0.278	2_2^+		0.325

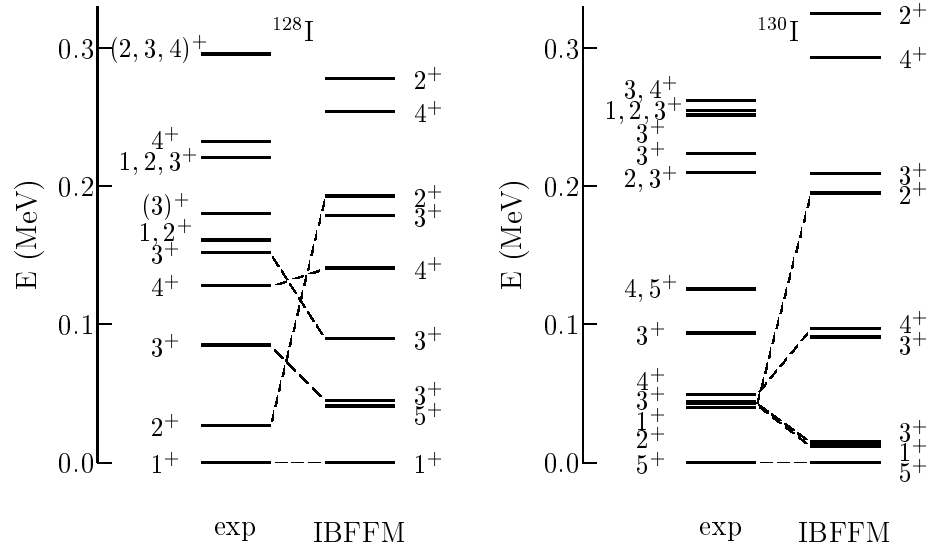


Figure 1: Energy levels in $^{128,130}\text{I}$. The experimental data are from [18, 19].

and

$$T^{(M1)} = \sqrt{\frac{3}{4\pi}} \left(g_{\pi}^B L_{\pi}^B + g_{\nu}^B L_{\nu}^B - \sum_{\rho=\pi,\nu} \frac{1}{\sqrt{3}} \sum_{j'j} (u_{j'} u_j + v_{j'} v_j) \langle j' || g_{l,\rho} \mathbf{l} + g_{s,\rho} \mathbf{s} || j \rangle [a_{j'}^{\dagger} \times \tilde{a}_j]^{(1)} \right), \quad (39)$$

where L_{ρ}^B is the boson angular momentum, \mathbf{l} is the fermion orbital angular momentum, and \mathbf{s} is the fermion spin. The effective charges and other coefficients are taken from [12], with which the electromagnetic properties in odd- A nuclei are explained very well: $e_{\pi}^B = e_{\nu}^B = 0.12 eb$, $e_{\text{eff},\pi} = 0.405 e$, $e_{\text{eff},\nu} = 0.135 e$, $g_{\pi}^B = 1.3\mu_N$, $g_{\nu}^B = -0.2\mu_N$, $g_{l,\pi} = 1\mu_N$, $g_{s,\pi} = 3.910\mu_N$, $g_{l,\nu} = 0\mu_N$, $g_{s,\nu} = -2.678\mu_N$, where the spin g -factors have been quenched by a factor of 0.7. With these operators, we can calculate electromagnetic transitions and moments in ^{128}I and ^{130}I . They are given in Tables 10 and 11. Unfortunately, not much experimental information is available, with the exception of the magnetic moment of the ground state of ^{130}I . Our calculated value $\mu_{5_1^+} = 3.12$ is in reasonable agreement with the experimental value, $\mu_{5_1^+} = 3.349$ (7). The extensive tables are shown as a reference for additional experiments, if feasible.

Table 10: Electromagnetic moments, μ , Q , and transitions $B(M1)$, $B(E2)$, in ^{128}I . Since there are many levels with unclear spin, it is difficult to determine the level order. Therefore, the calculated decay rates are always written in the decreasing order of spin. If the actual decays take place in the opposite direction, then the spin factors of the reduced transition matrix elements need to be adjusted.

level(s)	exp (μ_N)	cal (μ_N)
$\mu(1_1^+)$		1.74
$\mu(2_1^+)$		1.95
$\mu(2_2^+)$		3.06
$\mu(3_1^+)$		2.74
$\mu(3_2^+)$		2.47
$\mu(4_1^+)$		2.36
$\mu(4_2^+)$		2.01
$\mu(5_1^+)$		3.02
	(μ_N^2)	(μ_N^2)
$B(M1; 2_1^+ \rightarrow 1_1^+)$		0.130
$B(M1; 2_2^+ \rightarrow 1_1^+)$		0.107
$B(M1; 2_2^+ \rightarrow 2_1^+)$		0.00157
$B(M1; 3_1^+ \rightarrow 2_1^+)$		0.000340
$B(M1; 3_1^+ \rightarrow 2_2^+)$		0.00831

Table 10: Electromagnetic moments, μ , Q , and transitions $B(M1)$, $B(E2)$, in ^{128}I . Since there are many levels with unclear spin, it is difficult to determine the level order. Therefore, the calculated decay rates are always written in the decreasing order of spin. If the actual decays take place in the opposite direction, then the spin factors of the reduced transition matrix elements need to be adjusted.

level(s)	exp	cal
$B(M1; 3_2^+ \rightarrow 2_1^+)$	> 0.020	0.0510
$B(M1; 3_2^+ \rightarrow 2_2^+)$		0.000214
$B(M1; 3_2^+ \rightarrow 3_1^+)$	> 0.003	0.0531
$B(M1; 4_1^+ \rightarrow 3_1^+)$		0.126
$B(M1; 4_1^+ \rightarrow 3_2^+)$		0.00477
$B(M1; 4_2^+ \rightarrow 3_1^+)$		0.407
$B(M1; 4_2^+ \rightarrow 3_2^+)$		0.274
$B(M1; 4_2^+ \rightarrow 4_1^+)$		0.213
$B(M1; 5_1^+ \rightarrow 4_1^+)$		0.00118
$B(M1; 5_1^+ \rightarrow 4_2^+)$		0.000721
	(eb)	(eb)
$Q(1_1^+)$		-0.216
$Q(2_1^+)$		-0.106
$Q(2_2^+)$		-0.291
$Q(3_1^+)$		-0.460
$Q(3_2^+)$		-0.310
$Q(4_1^+)$		-0.372
$Q(4_2^+)$		-0.525
$Q(5_1^+)$		-0.590
	(e^2b^2)	(e^2b^2)
$B(E2; 2_1^+ \rightarrow 1_1^+)$		0.0206
$B(E2; 2_2^+ \rightarrow 1_1^+)$		0.00552
$B(E2; 2_2^+ \rightarrow 2_1^+)$		0.00388
$B(E2; 3_1^+ \rightarrow 1_1^+)$		0.000656
$B(E2; 3_1^+ \rightarrow 2_1^+)$		0.0108
$B(E2; 3_1^+ \rightarrow 2_2^+)$		0.00738
$B(E2; 3_2^+ \rightarrow 1_1^+)$		0.0118
$B(E2; 3_2^+ \rightarrow 2_1^+)$		0.0192
$B(E2; 3_2^+ \rightarrow 2_2^+)$		0.00222
$B(E2; 3_2^+ \rightarrow 3_1^+)$		0.00362
$B(E2; 4_1^+ \rightarrow 2_1^+)$		0.00276
$B(E2; 4_1^+ \rightarrow 2_2^+)$		0.00110
$B(E2; 4_1^+ \rightarrow 3_1^+)$		0.00828
$B(E2; 4_1^+ \rightarrow 3_2^+)$		0.0117
$B(E2; 4_2^+ \rightarrow 2_1^+)$		0.000148
$B(E2; 4_2^+ \rightarrow 2_2^+)$		0.0000796

Table 10: Electromagnetic moments, μ , Q , and transitions $B(M1)$, $B(E2)$, in ^{128}I . Since there are many levels with unclear spin, it is difficult to determine the level order. Therefore, the calculated decay rates are always written in the decreasing order of spin. If the actual decays take place in the opposite direction, then the spin factors of the reduced transition matrix elements need to be adjusted.

level(s)	exp	cal
$B(E2; 4_2^+ \rightarrow 3_1^+)$		0.00109
$B(E2; 4_2^+ \rightarrow 3_2^+)$		0.00415
$B(E2; 4_2^+ \rightarrow 4_1^+)$		0.00179
$B(E2; 5_1^+ \rightarrow 3_1^+)$		0.000124
$B(E2; 5_1^+ \rightarrow 3_2^+)$		0.00501
$B(E2; 5_1^+ \rightarrow 4_1^+)$		0.0146
$B(E2; 5_1^+ \rightarrow 4_2^+)$		0.00504

Table 11: Electromagnetic moments, μ , Q , and transitions $B(M1)$, $B(E2)$, in ^{130}I .

transition	exp	cal
	(μ_N)	(μ_N)
$\mu(1_1^+)$		1.97
$\mu(2_1^+)$		1.96
$\mu(2_2^+)$		2.98
$\mu(3_1^+)$		2.30
$\mu(3_2^+)$		3.21
$\mu(4_1^+)$		2.58
$\mu(4_2^+)$		2.05
$\mu(5_1^+)$	3.349 (7)	3.12
	(μ_N^2)	(μ_N^2)
$B(M1; 2_1^+ \rightarrow 1_1^+)$		0.115
$B(M1; 2_2^+ \rightarrow 1_1^+)$		0.162
$B(M1; 2_2^+ \rightarrow 2_1^+)$		0.0134
$B(M1; 3_1^+ \rightarrow 2_1^+)$		0.00875
$B(M1; 3_1^+ \rightarrow 2_2^+)$		0.00254
$B(M1; 3_2^+ \rightarrow 2_1^+)$		0.0461
$B(M1; 3_2^+ \rightarrow 2_2^+)$		0.0282
$B(M1; 3_2^+ \rightarrow 3_1^+)$		0.0153
$B(M1; 4_1^+ \rightarrow 3_1^+)$		0.0426
$B(M1; 4_1^+ \rightarrow 3_2^+)$		0.0136
$B(M1; 4_2^+ \rightarrow 3_1^+)$		0.0674
$B(M1; 4_2^+ \rightarrow 3_2^+)$		0.650
$B(M1; 4_2^+ \rightarrow 4_1^+)$		0.151
$B(M1; 5_1^+ \rightarrow 4_1^+)$		0.00248

Table 11: Electromagnetic moments, μ , Q , and transitions $B(M1)$, $B(E2)$, in ^{130}I .

transition	exp	cal
$B(M1; 5_1^+ \rightarrow 4_2^+)$		0.000461
	(eb)	(eb)
$Q(1_1^+)$		-0.121
$Q(2_1^+)$		-0.113
$Q(2_2^+)$		-0.221
$Q(3_1^+)$		-0.220
$Q(3_2^+)$		-0.285
$Q(4_1^+)$		-0.262
$Q(4_2^+)$		-0.378
$Q(5_1^+)$		-0.377
	(e^2b^2)	(e^2b^2)
$B(E2; 2_1^+ \rightarrow 1_1^+)$		0.0131
$B(E2; 2_2^+ \rightarrow 1_1^+)$		0.00496
$B(E2; 2_2^+ \rightarrow 2_1^+)$		0.00224
$B(E2; 3_1^+ \rightarrow 1_1^+)$		0.00199
$B(E2; 3_1^+ \rightarrow 2_1^+)$		0.0120
$B(E2; 3_1^+ \rightarrow 2_2^+)$		0.000507
$B(E2; 3_2^+ \rightarrow 1_1^+)$		0.00170
$B(E2; 3_2^+ \rightarrow 2_1^+)$		0.00190
$B(E2; 3_2^+ \rightarrow 2_2^+)$		0.00808
$B(E2; 3_2^+ \rightarrow 3_1^+)$		0.00146
$B(E2; 4_1^+ \rightarrow 2_1^+)$		0.00112
$B(E2; 4_1^+ \rightarrow 2_2^+)$		0.000512
$B(E2; 4_1^+ \rightarrow 3_1^+)$		0.00836
$B(E2; 4_1^+ \rightarrow 3_2^+)$		0.00286
$B(E2; 4_2^+ \rightarrow 2_1^+)$		0.0000952
$B(E2; 4_2^+ \rightarrow 2_2^+)$		0.000491
$B(E2; 4_2^+ \rightarrow 3_1^+)$		0.000126
$B(E2; 4_2^+ \rightarrow 3_2^+)$		0.00601
$B(E2; 4_2^+ \rightarrow 4_1^+)$		0.00117
$B(E2; 5_1^+ \rightarrow 3_1^+)$		0.00000478
$B(E2; 5_1^+ \rightarrow 3_2^+)$		0.00253
$B(E2; 5_1^+ \rightarrow 4_1^+)$		0.0104
$B(E2; 5_1^+ \rightarrow 4_2^+)$		0.00143

3.2 Single- β decay

Single- β decay matrix elements for $^{128,130}\text{Te} \rightarrow ^{128,130}\text{I}$ and $^{128,130}\text{I} \rightarrow ^{128,130}\text{Xe}$ can be calculated using the formulas of Sect. 2.2. In the first process, $^{128}\text{Te} \rightarrow ^{128}\text{I}$, the parent ^{128}Te and the daughter ^{128}I nuclei have the same boson numbers

($N_\pi = 1, N_\nu = 3$). Therefore, the operators of (10) are applicable:

$$P_\pi^{(j')} = A_\pi^{\dagger(j')}, \quad P_\nu^{(j)} = A_\nu^{\dagger(j)}. \quad (40)$$

In the second process, $^{128}\text{I} \rightarrow ^{128}\text{Xe}$, the even-even nucleus ^{128}Xe has ($N_\pi = 2, N_\nu = 4$) and the odd-odd nucleus ^{128}I has ($N_\pi = 1, N_\nu = 3$). Thus both for protons and neutrons, the transfer operator involves the creation of a fermion and the annihilation of a boson, and the operators of (13) are applicable:

$$P_\pi^{(j')} = B_\pi^{\dagger(j')}, \quad P_\nu^{(j)} = B_\nu^{\dagger(j)}. \quad (41)$$

This applies to the case $^{130}\text{Te} \rightarrow ^{130}\text{I} \rightarrow ^{130}\text{Xe}$, too.

We denote by $M(\text{F})$ and $M(\text{GT})$ the Fermi and Gamow-Teller matrix elements, and by $B(\text{F})$ and $B(\text{GT})$ their squares. From these we can calculate the $\log ft$ values for β^- and β^+/EC transitions using [16]

$$ft = \frac{6163}{g_V^2 B(\text{F}) + g_A^2 B(\text{GT})} (2I_i + 1) \quad (42)$$

where I_i is the angular momentum of the initial nucleus. The results, using the value $g_A = 1.269$ from neutron decay [17], are shown in Tables 12–15, column 3. Some experimental information [18, 19] is available for $^{128,130}\text{I} \rightarrow ^{128,130}\text{Te}$ decay, also shown in the tables, column 2. One can see that the magnitude of the calculated matrix elements is much larger than observed, resulting in a much shorter life-time. This is a well-known effect, due to quenching of the Gamow-Teller strengths in heavy nuclei. The quenched effective values of the axial vector coupling constant, $g_{A,\text{eff}}$, can be obtained by a comparison between the calculated and experimental $\log ft$ values. We consider first the EC/β^+ decay $^{128}\text{I} (1_1^+) \rightarrow ^{128}\text{Te} (0_1^+)$. Using the experimental value [18] $\log ft = 5.049$ (7), we extract

$$B(\text{GT})[\text{EC}] = 0.102 \text{ (2)}. \quad (43)$$

The IBM value is

$$B(\text{GT})[\text{IBM}] = 1.676. \quad (44)$$

The ratio $B(\text{GT})[\text{IBM}]/B(\text{GT})[\text{EC}] \equiv h^2 = 16.4$, gives the hindrance factor $h = 4.05$. Large values of hindrance factor are expected in this region [20]. The value of $g_{A,\text{eff}}$ is then obtained from

$$\left(\frac{g_{A,\text{eff}}}{1.269}\right)^2 B(\text{GT})[\text{IBM}] = B(\text{GT})[\text{EC}], \quad (45)$$

yielding

$$g_{A,\text{eff},\text{EC}/\beta^+} = \frac{1.269}{h} = 0.313. \quad (46)$$

A similar extraction can be done from the β^- decay $^{128}\text{I} (1_1^+) \rightarrow ^{128}\text{Xe} (0_1^+)$. The measured $\log ft = 6.061(5)$ [18] gives

$$B(\text{GT})[\beta^-] = 0.0100 \text{ (1)}. \quad (47)$$

Table 12: The $\log_{10} ft$ values of electron capture from ^{128}I to ^{128}Te . The experimental data are from [18].

transition	exp	cal	quenched
$1_1^+ \rightarrow 0_1^+$	5.049 (7)	3.836	5.15 (9)

Table 13: The $\log_{10} ft$ values of β^- decay from ^{128}I to ^{128}Xe . The experimental data are from [18].

transition	exp	cal	quenched
$1_1^+ \rightarrow 0_1^+$	6.061 (5)	4.665	5.98 (9)
$1_1^+ \rightarrow 0_2^+$	7.748 (24)	5.262	6.57 (9)
$1_1^+ \rightarrow 0_3^+$	7.84 (6)	5.712	7.02 (9)
$1_1^+ \rightarrow 2_1^+$	6.495 (7)	5.212	6.52 (9)
$1_1^+ \rightarrow 2_2^+$	6.754 (9)	6.446	7.76 (9)

The IBM value is

$$B(\text{GT})[\text{IBM}] = 0.248 \quad (48)$$

with ratio $B(\text{GT})[\text{IBM}]/B(\text{GT})[\beta^-] = h^2 = 24.8$ and $h = 4.98$, from which we obtain

$$g_{A,\text{eff},\beta^-} = \frac{1.269}{h} = 0.255. \quad (49)$$

This is consistent within 10% with $g_{A,\text{eff},\text{EC}}$. We adopt in the following the average value

$$g_{A,\text{eff}}^{\text{IBM}} = 0.28 (3), \quad (50)$$

where we have estimated the error δ in the determination of $g_{A,\text{eff}}^{\text{IBM}}$ by

$$\delta = \sqrt{\frac{(g_{A,\text{eff},\text{EC}/\beta^+} - \bar{g})^2 + (g_{A,\text{eff},\beta^-} - \bar{g})^2}{2}}, \quad (51)$$

with \bar{g} the average value 0.284. If we use this value, we obtain the results shown in Tables 12–13, column 4.

There are no available experimental data for the EC transition $^{130}\text{I} (1_1^+) \rightarrow ^{130}\text{Te} (0_1^+)$ and for the β^- transition $^{130}\text{I} (1_1^+) \rightarrow ^{130}\text{Xe} (0_1^+)$, and therefore it is not possible to extract $g_{A,\text{eff}}$ for these decays. If we assume that $g_{A,\text{eff}}$ for ^{130}I decay is the same as for ^{128}I decay, we can calculate the values given in Tables 14 and 15, column 4. We see here that the quenched value 8.9 for the transition $^{130}\text{I} (5_1^+) \rightarrow ^{130}\text{Te} (4_1^+)$ is in fair agreement with the experimental value [19] 9.5 (2). This transition is highly retarded both in theory and experiment.

The main purpose of this paper is, however, the calculation of all 1_N^+ and 0_N^+ states in the intermediate odd-odd nuclei and of the matrix elements $M(\text{GT})(0_1^+ \rightarrow$

Table 14: The $\log_{10} ft$ values of electron capture from ^{130}I to ^{130}Te .

transition	exp	cal	quenched
$1_1^+ \rightarrow 0_1^+$		3.626	4.94 (9)
$1_1^+ \rightarrow 0_2^+$		5.809	7.12 (9)
$1_1^+ \rightarrow 0_3^+$		5.664	6.98 (9)

Table 15: The $\log_{10} ft$ values of β^- decay from ^{130}I to ^{130}Xe . The experimental data are from [19].

transition	exp	cal	quenched
$5_1^+ \rightarrow 4_1^+$	9.5 (2)	7.623	8.94 (9)
$5_1^+ \rightarrow 4_2^+$	8.2 (1)	7.698	9.01 (9)
$5_1^+ \rightarrow 4_3^+$	8.7 (1)	9.117	10.43 (9)
$1_1^+ \rightarrow 0_1^+$		4.838	6.15 (9)
$1_1^+ \rightarrow 0_2^+$		4.993	6.31 (9)
$1_1^+ \rightarrow 0_3^+$		5.903	7.22 (9)

1_N^+) and $M(F)(0_1^+ \rightarrow 0_N^+)$. We have calculated GT and F matrix elements to all states up to an excitation of 3 MeV in $^{128,130}\text{I}$. The GT matrix elements and energies $E_x(1_N^+)$ up to 1.5 MeV excitation energy are given in Tables 16 and 17. Those for excitation energy in the entire range 0–3 MeV are shown in Figures 2 and 3. The F matrix elements and energies $E_x(0_N^+)$ up to 1.5 MeV excitation energy are given in Tables 18 and 19. Those for excitation energy in the entire range 0–3 MeV are shown in Figures 4 and 5. There are 142 1^+ states in ^{128}I , 108 1^+ states in ^{130}I , 53 0^+ states in ^{128}I , and 40 0^+ states in ^{130}I , up to this energy. The main features of our calculation are: (1) The GT^+ matrix elements are distributed almost uniformly over the entire region 0–3 MeV, for $^{128,130}\text{I} \leftrightarrow ^{128,130}\text{Te}$. (2) On the contrary, the GT^- matrix elements $^{128,130}\text{I} \leftrightarrow ^{128,130}\text{Xe}$ are concentrated in only one state. (3) The F^+ matrix elements are concentrated in few states in the energy range 2–3 MeV. (4) The F^- matrix elements are uniformly small.

The strength distribution $B(\text{GT}^+) = |M(\text{GT}^+)|^2$ for $^{128,130}\text{Te} \rightarrow ^{128,130}\text{I}$ has been measured recently by Puppe et al. [21] by means of the $(^3\text{He}, t)$ reaction. The behavior of the experimental strength distribution is in agreement with the calculated behavior, i.e., the strength appears to be almost uniformly distributed as in our Figures 2 and 3. The authors of [21] extract also the values

$$\begin{aligned} ^{128}\text{I} \quad B(\text{GT})_{\text{g.s.}}^{(^3\text{He}, t)} : 0.079 (8), \quad \sum = 0.829 (50) \\ ^{130}\text{I} \quad B(\text{GT})_{\text{g.s.}}^{(^3\text{He}, t)} : 0.072 (9), \quad \sum = 0.746 (46) \end{aligned} \quad (52)$$

where \sum represents the sum of the strength up to 3 MeV. The value 0.079 (8) is

Table 16: The GT matrix elements $\langle^{128}\text{Xe}|^{128}\text{I}\rangle$ and $\langle^{128}\text{I}|^{128}\text{Te}\rangle$ and the energies of the 1_N^+ states (up to $E_x = 1.5$ MeV) in ^{128}I .

N	$\langle^{128}\text{Xe} ^{128}\text{I}\rangle$ $\langle 0_1^+ t^+ \sigma 1_N^+ \rangle$	$\langle^{128}\text{I} ^{128}\text{Te}\rangle$ $\langle 1_N^+ t^+ \sigma 0_1^+ \rangle$	^{128}I $E_x(1_N^+)$ (MeV)
1	0.4981	1.2946	0.0000
2	0.0026	0.0718	0.4422
3	0.0821	0.6681	0.4953
4	0.0650	-0.2570	0.5434
5	-0.0136	0.2809	0.6226
6	-0.0643	-0.6161	0.8016
7	0.0156	-0.2266	0.8303
8	-0.0045	-0.1336	0.9111
9	0.0450	0.4246	0.9810
10	-0.0944	-0.3538	1.0062
11	-0.0761	-0.8158	1.0512
12	-0.0257	0.1285	1.0603
13	-0.0749	-0.3665	1.1175
14	-0.0429	-0.2305	1.1790
15	0.0138	0.0108	1.2021
16	-0.0155	-0.1304	1.2445
17	0.0043	-0.0991	1.2508
18	0.0134	0.2683	1.2796
19	0.0133	0.2790	1.2941
20	-0.0334	-0.5122	1.3383
21	0.0160	0.4144	1.3825
22	-0.0580	-0.6427	1.4118
23	0.0445	0.2464	1.4373
24	0.0141	-0.0476	1.4696

Table 17: The GT matrix elements $\langle^{130}\text{Xe}|^{130}\text{I}\rangle$ and $\langle^{130}\text{I}|^{130}\text{Te}\rangle$ and the energies of the 1_N^+ states (up to $E_x = 1.5$ MeV) in ^{130}I .

N	$\langle^{130}\text{Xe} ^{130}\text{I}\rangle$ $\langle 0_1^+ t^+ \sigma 1_N^+ \rangle$	$\langle^{130}\text{I} ^{130}\text{Te}\rangle$ $\langle 1_N^+ t^+ \sigma 0_1^+ \rangle$	^{130}I $E_x(1_N^+)$ (MeV)
1	0.4085	1.6473	0.0125
2	0.0094	0.2874	0.6142
3	0.0096	0.266	0.6699
4	-0.0153	-0.1761	0.6962
5	0.0024	0.4817	0.8129
6	-0.062	-0.2209	0.8893
7	0.0156	0.3474	0.9711
8	-0.045	-0.2679	1.0236
9	0.0698	0.8778	1.0726
10	0.0166	-0.4301	1.1387
11	0.0173	-0.0084	1.171
12	-0.0326	-0.4325	1.209
13	0.0141	0.0357	1.2359
14	-0.0214	-0.0663	1.2544
15	0.0063	-0.3612	1.2993
16	0.0056	0.309	1.3876
17	-0.0096	0.0135	1.4949

Table 18: The F matrix elements $\langle^{128}\text{Xe}|^{128}\text{I}\rangle$ and $\langle^{128}\text{I}|^{128}\text{Te}\rangle$ and the energies of the 0_N^+ states (up to $E_x = 1.5$ MeV) in ^{128}I .

N	$\langle^{128}\text{Xe} ^{128}\text{I}\rangle$ $\langle 0_1^+ t^+ 0_N^+ \rangle$	$\langle^{128}\text{I} ^{128}\text{Te}\rangle$ $\langle 0_N^+ t^+ 0_1^+ \rangle$	^{128}I $E_x(0_N^+)$ (MeV)
1	-0.0017	0.0836	0.6673
2	-0.0497	-0.1303	0.7731
3	0.0191	0.1871	0.9547
4	0.0044	0.1475	1.1158
5	-0.0256	0.1093	1.3182
6	-0.0174	0.3785	1.3382
7	-0.0319	0.6042	1.4194
8	0.0041	-0.0838	1.4338

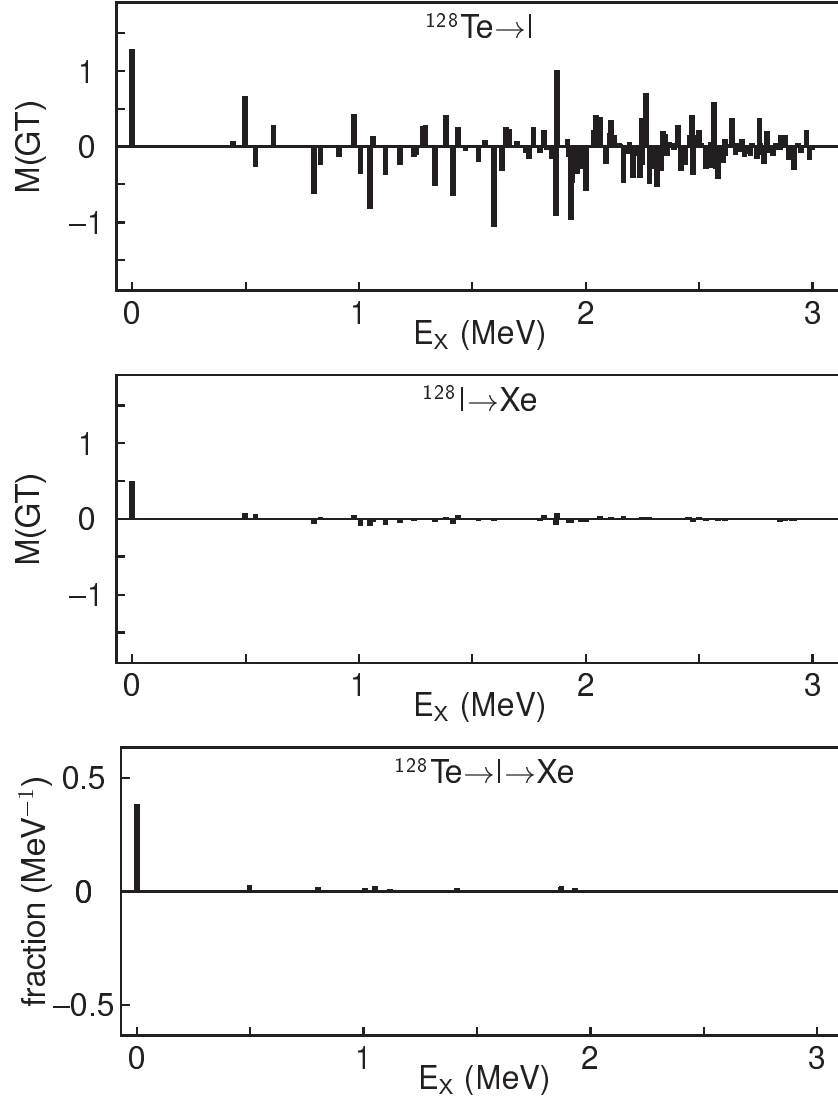


Figure 2: The values of $\langle 1_N^+ || t^+ \sigma || 0_1^+ \rangle$ (top), $\langle 0_1^+ || t^+ \sigma || 1_N^+ \rangle$ (center) and $\langle 0_1^+ || t^+ \sigma || 1_N^+ \rangle \langle 1_N^+ || t^+ \sigma || 0_1^+ \rangle / (\frac{1}{2}(Q_{\beta\beta} + 2m_e c^2) + E_N - E_I)$ (bottom), for the double- β decay from the lowest 0^+ in ^{128}Te to the lowest 0^+ in ^{128}Xe through the intermediate 1^+ in ^{128}I , plotted as a function of the excitation energy of 1^+ .

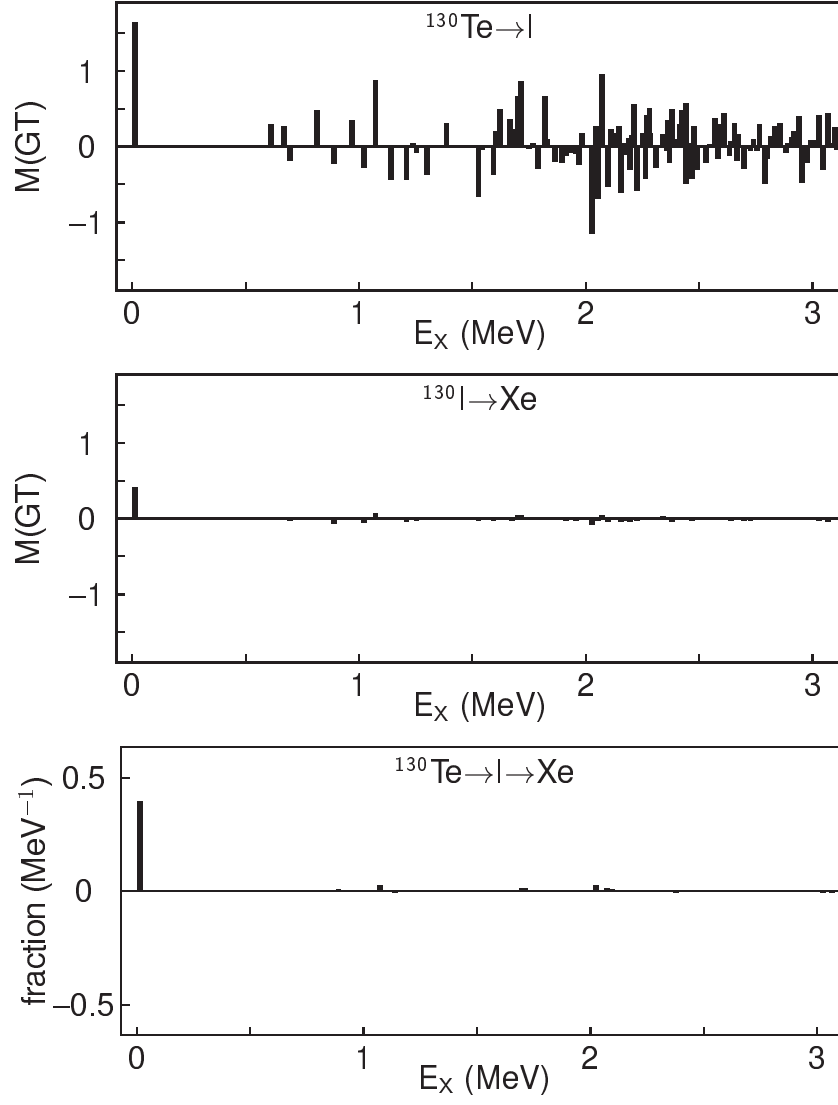


Figure 3: Same plots as Fig. 2 but for ^{130}Te decay.

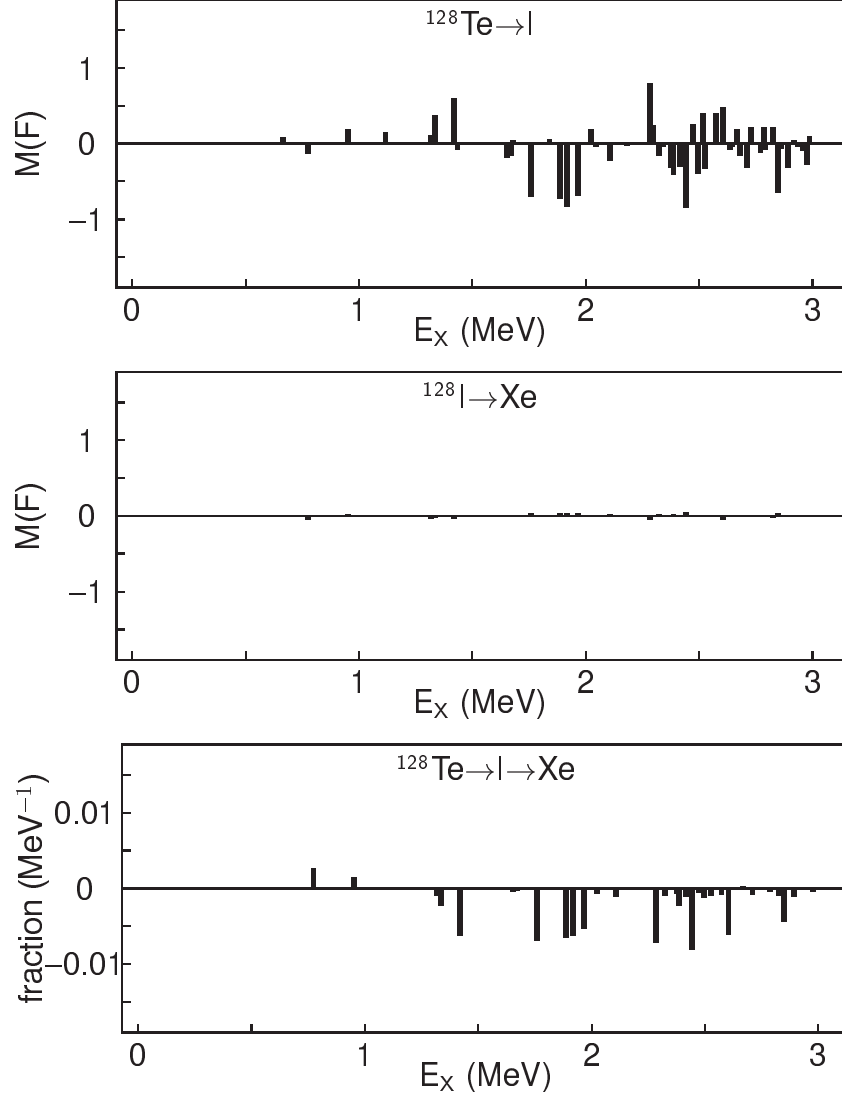


Figure 4: The values of $\langle 0_N^+ || t^+ || 0_1^+ \rangle$ (top), $\langle 0_1^+ || t^+ || 0_N^+ \rangle$ (center) and $\langle 0_1^+ || t^+ || 0_N^+ \rangle \langle 0_N^+ || t^+ || 0_1^+ \rangle / (\frac{1}{2}(Q_{\beta\beta} + 2m_e c^2) + E_N - E_I)$ (bottom), for the double- β decay from the lowest 0^+ in ^{128}Te to the lowest 0^+ in ^{128}Xe through the intermediate 0^+ in ^{128}I , plotted as a function of the excitation energy of 0^+ . Note the small scale in the bottom panel of the figure.

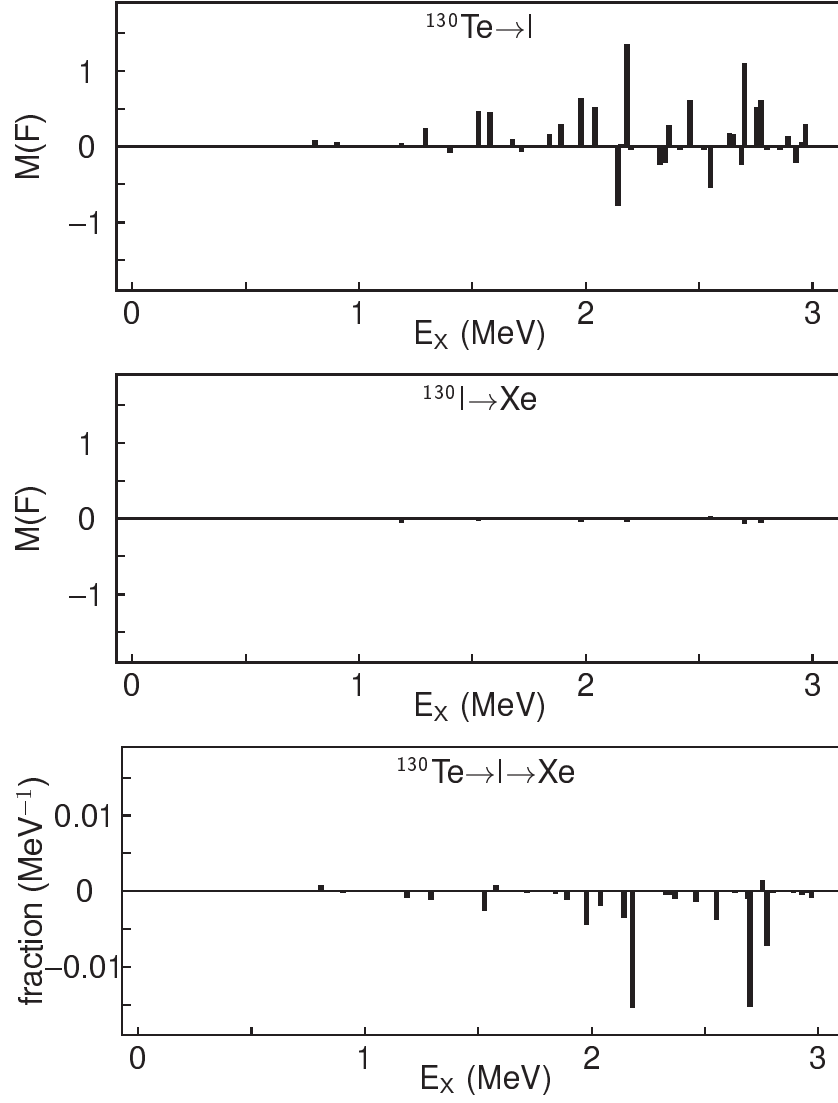


Figure 5: Same as Fig. 4 but for ^{130}Te decay.

Table 19: The F matrix elements $\langle^{130}\text{Xe}|^{130}\text{I}\rangle$ and $\langle^{130}\text{I}|^{130}\text{Te}\rangle$ and the energies of the 0_N^+ states (up to $E_x = 1.5$ MeV) in ^{130}I .

N	$\langle^{130}\text{Xe} ^{130}\text{I}\rangle$ $\langle 0_1^+ t^+ 0_N^+ \rangle$	$\langle^{130}\text{I} ^{130}\text{Te}\rangle$ $\langle 0_N^+ t^+ 0_1^+ \rangle$	^{130}I $E_x(0_N^+)$ (MeV)
1	0.0245	0.0756	0.8052
2	-0.0095	0.0589	0.9045
3	-0.0477	0.0466	1.1851
4	-0.0136	0.2426	1.2933
5	0.0002	-0.0670	1.4032

in fair agreement with 0.102 (2) obtained from [18, 19] and the value 0.087 (10) calculated by the authors from the data of [22]. From a comparison between the values in (52) and the calculated IBM values

$$\begin{aligned} ^{128}\text{I} \quad B(\text{GT}) : 1.676, \quad \sum = 15.09 \\ ^{130}\text{I} \quad B(\text{GT}) : 2.714, \quad \sum = 16.22 \end{aligned} \quad (53)$$

we can extract the values of $g_{A,\text{eff}}(^{3}\text{He}, t)$. We obtain, for $^{128}\text{Te} (0_1^+) \rightarrow ^{128}\text{I} (1_1^+)$, $g_{A,\text{eff}} = 0.276$ and for $^{130}\text{Te} (0_1^+) \rightarrow ^{130}\text{I} (1_1^+)$, $g_{A,\text{eff}} = 0.207$. The values so extracted are smaller than those extracted from EC/β^+ and β^- decay, especially for ^{130}Te . This may have to do with the way in which $B(\text{GT})(^3\text{He}, t)$ is extracted from the cross section, causing a tension between $B(\text{GT})[\text{EC}] = 0.102$ (2) and $B(\text{GT})[^3\text{He}, t] = 0.079$ (8) for $^{128}\text{I} (1_1^+) \leftrightarrow ^{128}\text{Te} (0_1^+)$.

If we use the value $g_{A,\text{eff}} = 0.28$ (3) obtained from EC/β^+ and β^- decays, we calculate the quenched values

$$\begin{aligned} ^{128}\text{I} \quad B(\text{GT})[\text{IBM-quenched}] : 0.082, \quad \sum[\text{IBM-quenched}] = 0.735 \\ ^{130}\text{I} \quad B(\text{GT})[\text{IBM-quenched}] : 0.132, \quad \sum[\text{IBM-quenched}] = 0.790. \end{aligned} \quad (54)$$

The values for ^{128}I are in good agreement with the $(^3\text{He}, t)$ values, but only in fair agreement for ^{130}I , where we overestimate the summed strength by 5%. We conclude that IBM-quenched calculated values with a single value $g_{A,\text{eff}} = 0.28$ (3) provide a good description of all experimental data EC/β^+ , β^- and $(^3\text{He}, t)$ in ^{128}I decay, and a fair description of $(^3\text{He}, t)$ in ^{130}I decay.

There is no reported measurement of the strength distribution $B(\text{F}^+) = |M(\text{F}^+)|^2$. In Ref. [21] only the IAS 0^+ state at 11.948 MeV in ^{128}I and at 12.718 MeV in ^{130}I is identified. However, some excess strength in the region 2–3 MeV, especially around $E_x \cong 2.7$ MeV where we predict the F^+ strength to be concentrated, is seen in Fig. 1 of [21]. It would be of great interest to investigate this point further, since it will clarify the question of isospin violation in this mass region.

Table 20: Nuclear matrix elements $M_{2\nu}^{\text{GT}}$, $M_{2\nu}^{\text{F}}$ of transitions from the ground state of $^{128,130}\text{Te}$ to some states in $^{128,130}\text{Xe}$. The sign of $M_{2\nu}^{\text{GT}}$ is chosen to be positive.

transition	$^{128}\text{Te} \rightarrow ^{128}\text{Xe}$	$^{130}\text{Te} \rightarrow ^{130}\text{Xe}$
GT		
$0_1^+ \rightarrow 0_1^+$	0.297	0.273
$0_1^+ \rightarrow 2_1^+$	0.00718	0.00639
$0_1^+ \rightarrow 0_2^+$		0.668
F		
$0_1^+ \rightarrow 0_1^+$	-0.0353	-0.0309
$0_1^+ \rightarrow 0_2^+$		-0.112

3.3 Double- β decay

The individual matrix elements of $t^+\sigma$ and t^+ are then combined as in Eqs. (3), (4) and (6) to obtain the matrix elements for $2\nu\beta\beta$ decay. In evaluating the denominators in Eqs. (3), (4) and (6), the following experimental Q -values are used: Q_β (gs) ($^{128}\text{Te} \rightarrow ^{128}\text{I}$) = -1.2518, $Q_{\beta\beta}$ (gs) ($^{128}\text{Te} \rightarrow ^{128}\text{Xe}$) = 0.868, Q_β (gs) ($^{130}\text{Te} \rightarrow ^{130}\text{I}$) = -0.420, $Q_{\beta\beta}$ (gs) ($^{130}\text{Te} \rightarrow ^{130}\text{Xe}$) = 2.529, in units of MeV. When calculating decay to 2_1^+ states, we use the experimental values $Q_{\beta\beta}$ (2_1^+) ($^{128}\text{Te} \rightarrow ^{128}\text{Xe}$) = 0.425, $Q_{\beta\beta}$ (2_1^+) ($^{130}\text{Te} \rightarrow ^{130}\text{Xe}$) = 1.993, also in MeV. The calculated values of E_N (exc) in the intermediate odd-odd nucleus and of the individual matrix elements are then combined and summed to give the value of the nuclear matrix elements shown in Table 20. The Fermi matrix elements in this table are a factor of approximately 10 smaller than the Gamow-Teller matrix elements. Introducing the quantity $\chi_F = M_{2\nu}^{\text{F}}/M_{2\nu}^{\text{GT}}$ of Ref. [9], we find, for $0_1^+ \rightarrow 0_1^+$ transitions $\chi_F = -0.119$ in ^{128}Te decay and $\chi_F = -0.113$ in ^{130}Te decay. If isospin was a good quantum number, $\chi_F = 0$. Table 20 indicates that there is a small isospin violation in our wave functions. The individual contributions to the sums are also shown in the bottom panels of Figures 2-5, for $^{128,130}\text{Te} \rightarrow ^{128,130}\text{I} \rightarrow ^{128,130}\text{Xe}$. We find that the GT sum is dominated by the lowest 1_1^+ state in $^{128,130}\text{I}$. This is the most important result of this paper. Our calculation is consistent with (1) the single state dominance (SSD) hypothesis [23, 24, 25] and (2) the Fermi-surface quasi-particle model of Ejiri [26]. The F sum is very small and receives most of its contribution from two states at $E_x = 2.179$ and 2.701 MeV in ^{130}I , and at $E_x = 2.282$ and 2.443 MeV in ^{128}I .

The matrix elements

$$|M_{2\nu}| = g_A^2 \left| M_{2\nu}^{\text{GT}} - \left(\frac{g_V}{g_A} \right)^2 M_{2\nu}^{\text{F}} \right| \quad (55)$$

for $0_1^+ \rightarrow 0_1^+$ decay can be extracted from experiment using the observed half-life $\tau_{1/2}^{2\nu}$, Eq. (1). The extracted values are [10] 0.044 (6) for ^{128}Te decay and 0.031 (4) for ^{130}Te decay. These values should be compared with the calculated

Table 21: Two-neutrino double- β decay matrix elements, $|M_{2\nu}|$ in IBFM.

	exp	calc	quenched
^{128}Te	0.044 (6)	0.514	0.040 (8)
^{130}Te	0.031 (4)	0.470	0.037 (8)

values

$$|M_{2\nu}^{\text{calc}}| = g_A^2 \left| M_{2\nu}^{\text{GT}} - \left(\frac{g_V}{g_A} \right)^2 M_{2\nu}^{\text{F}} \right|. \quad (56)$$

From the values in Table 20 and $g_A = 1.269$, $g_V = 1$, we have 0.514 for ^{128}Te and 0.470 for ^{130}Te decay. Under the assumption that g_A is quenched to $g_{A,\text{eff},\beta\beta}$ while (g_V/g_A) is not, thus writing

$$|M_{2\nu}^{\text{quenched}}| = g_{A,\text{eff},\beta\beta}^2 |M_{2\nu}^{\text{calc}}|, \quad (57)$$

we can extract $g_{A,\text{eff},\beta\beta} = 0.293$ for ^{128}Te and $g_{A,\text{eff},\beta\beta} = 0.257$ for ^{130}Te , in fair agreement with the values extracted from single- β decay, $g_{A,\text{eff},\beta} = 0.313$ for $^{128}\text{Te} \leftarrow ^{128}\text{I}$ and 0.255 for $^{128}\text{I} \rightarrow ^{128}\text{Xe}$.

Assuming that the quenching of g_A is the same in both single- β and $2\nu\beta\beta$ decay and using the adopted value $g_{A,\text{eff}} = 0.28$ (3) of Eq. (50) we obtain the quenched values in Table 21, in reasonable agreement with experiment. It appears from this table that knowledge of single- β decays allows one to reliably calculate $2\nu\beta\beta$, as emphasized by Ejiri [26], and thus predict the $2\nu\beta\beta$ half-life in cases where it has not been measured. This statement, however, relies on our assumption leading to Eq. (57). Quenching of matrix elements in a given model calculation arises from two effects: (i) The limited model space in which the calculation is done and (ii) coupling to non-nucleonic degrees of freedom (Δ , N^* , ...). For the second part we expect g_A to be quenched and g_V not, due to the conserved vector current hypothesis (CVC). For the first part, it is reasonable to expect that both g_A and g_V be quenched. While for g_A there are experimental data to extract $g_{A,\text{eff}}$ from single- β decay, as we have done in Sect. 3.2, there are no data to extract $g_{V,\text{eff}}$, and thus our assumption that g_V/g_A in (57) is unquenched is speculative.

Using the values in Table 21 and the phase space factor of [10], $G_{2\nu,0_1^+ \rightarrow 0_1^+}^{(0)}$ ($^{128}\text{Te} \rightarrow ^{128}\text{Xe}$) = $0.269 \times 10^{-21} \text{ yr}^{-1}$ and $G_{2\nu,0_1^+ \rightarrow 0_1^+}^{(0)}$ ($^{130}\text{Te} \rightarrow ^{130}\text{Xe}$) = $1529 \times 10^{-21} \text{ yr}^{-1}$, we calculate from $\tau^{-1} = G_{2\nu}^{(0)} |M_{2\nu}^{\text{quenched}}|^2$, the half-lives $\tau(^{128}\text{Te}) = 0.23 (9) \times 10^{25} \text{ yr}$ and $\tau(^{130}\text{Te}) = 0.48 (19) \times 10^{25} \text{ yr}$ to be compared with the experimental values $0.19 \times 10^{25} \text{ yr}$ (^{128}Te) and $0.68 \times 10^{21} \text{ yr}$ (^{130}Te).

In addition to matrix elements to 0_1^+ , we have also calculated matrix elements to 0_2^+ . This state is located at 1.583 MeV in ^{128}Xe and at 1.793 MeV in ^{130}Xe . Therefore $Q_{\beta\beta}(0_2^+)$ ($^{128}\text{Te} \rightarrow ^{128}\text{Xe}$) = -0.715 , $Q_{\beta\beta}(0_2^+)$ ($^{130}\text{Te} \rightarrow ^{130}\text{Xe}$) = $+0.736$. Decay to 0_2^+ is possible for ^{130}Te decay, while for ^{128}Te decay it is not.

The values of the GT and F matrix elements to 0_2^+ are also shown in Table 20. They are larger than those to 0_1^+ due to the smaller energy denominator in Eqs. (3) and (4). They can be combined as in Eq. (56) to give 1.187. Using the same quenching factor $g_{A,\text{eff}} = 0.28$ (3) as before, we obtain $M_{2\nu}^{\text{eff,quenched}}(0_1^+ \rightarrow 0_2^+) = 0.093$ (18).

$2\nu\beta\beta$ decay to 0_2^+ has not been observed in ^{130}Te decay. It has so far been observed only in ^{100}Mo and ^{150}Nd decay [1]. Our calculation indicates that it may be observed. Using the values of Ref. [10], for $G_{2\nu,0_1^+ \rightarrow 0_1^+}^{(0)} = 1529 \times 10^{-21} \text{ yr}^{-1}$ and $G_{2\nu,0_1^+ \rightarrow 0_2^+}^{(0)} = 0.0757 \times 10^{-21} \text{ yr}^{-1}$, and the values $|M_{2\nu}^{\text{eff,quenched}}(0_1^+ \rightarrow 0_1^+)| = 0.037$ and $|M_{2\nu}^{\text{eff,quenched}}(0_1^+ \rightarrow 0_2^+)| = 0.093$ we find

$$\frac{\tau_{2\nu}(^{130}\text{Te}(0_1^+) \rightarrow ^{130}\text{Xe}(0_2^+))}{\tau_{2\nu}(^{130}\text{Te}(0_1^+) \rightarrow ^{130}\text{Xe}(0_1^+))} = 3200. \quad (58)$$

The ratio is of the same order of magnitude of

$$\frac{\tau_{2\nu}(^{128}\text{Te}(0_1^+) \rightarrow ^{128}\text{Xe}(0_1^+))}{\tau_{2\nu}(^{130}\text{Te}(0_1^+) \rightarrow ^{130}\text{Xe}(0_1^+))} = 2790. \quad (59)$$

It is however far larger than in ^{100}Mo decay where the observed ratio is [1, 10]

$$\frac{\tau_{2\nu}(^{100}\text{Mo}(0_1^+) \rightarrow ^{100}\text{Ru}(0_2^+))}{\tau_{2\nu}(^{100}\text{Mo}(0_1^+) \rightarrow ^{130}\text{Ru}(0_1^+))} = 70 \quad (10) \quad (60)$$

and thus it may be difficult to observe.

3.4 Sensitivity to parameter assumptions

Single- β and double- β decays are particularly sensitive to the occupation probabilities u_j , v_j of single-particle orbits, as one can see from Eqs. (14)–(17). To test this sensitivity, we have redone the calculation with another set of single-particle energies, as proposed by Fujita and Ikeda [20], shown in Table 22. This set is rather different from that in Table 5, most notably by the location of the $0g_{7/2}$ level and by the inclusion of the $0h_{9/2}$ proton and $0g_{9/2}$ neutron levels. It does not reproduce accurately spectra of odd-even and odd-odd nuclei in the region, but it is considered here to test the sensitivity to the choice of single particle energies.

With this set we re-calculate the distribution of matrix elements for $^{128,130}\text{Te} \rightarrow \text{I}$ and $^{128,130}\text{I} \rightarrow \text{Xe}$, as shown in Figures 6 and 7 for GT. By comparing with Figures 2 and 3, one can see that the qualitative features, including the single-state dominance, are unchanged. The distribution in the leg $^{128,130}\text{Te} \rightarrow \text{I}$ is practically unchanged. However, a major change occurs in the magnitude of the GT matrix elements from 1^+ in $^{128,130}\text{I}$ to $^{128,130}\text{Xe}$, which are smaller than in the calculation with the s. p. e. of Table 5. This change results in a reduction of the double- β matrix elements $|M_{2\nu}|$ as shown in Table 23. The same

Table 22: Single-particle energies taken from Ref. [20].

orbit	$0g_{9/2}$ (MeV)	$1d_{5/2}$ (MeV)	$0g_{7/2}$ (MeV)	$2s_{1/2}$ (MeV)	$1d_{3/2}$ (MeV)	$0h_{11/2}$ (MeV)	$0h_{9/2}$ (MeV)
proton		0.00	-0.63	2.40	2.30	2.20	7.70
neutron	-4.08	0.00	0.42	1.90	2.20	2.40	

Table 23: Nuclear matrix elements $M_{2\nu}$ of the transitions from the ground states of $^{128,130}\text{Te}$ to some states in $^{128,130}\text{Xe}$ calculated with the single-particle energies of [20].

transition	$^{128}\text{Te} \rightarrow ^{128}\text{Xe}$	$^{130}\text{Te} \rightarrow ^{130}\text{Xe}$
GT		
$0_1^+ \rightarrow 0_1^+$	0.178	0.152
$0_1^+ \rightarrow 2_1^+$	0.00334	0.00201
$0_1^+ \rightarrow 0_2^+$		0.557
F		
$0_1^+ \rightarrow 0_1^+$	-0.0297	-0.0268
$0_1^+ \rightarrow 0_2^+$		-0.110

situation occurs for the F matrix elements. By repeating the same procedure as in Section 3.2, one can extract the values of $g_{A,\text{eff},\beta}$ and $g_{A,\text{eff},(^3\text{He},t)}$ for this set of s. p. e.. For $^{128}\text{I} (1_1^+) \rightarrow ^{128}\text{Te} (0_1^+)$ decay, $g_{A,\text{eff},\beta} = 0.292$, and for $^{128}\text{I} (1_1^+) \rightarrow ^{128}\text{Xe} (0_1^+)$ decay, $g_{A,\text{eff},\beta} = 0.413$. For $^{128}\text{Te} (0_1^+) \rightarrow ^{128}\text{I} (1_1^+)$ ($^3\text{He}, t$), one has $g_{A,\text{eff},(^3\text{He},t)} = 0.257$. These values are somewhat inconsistent with each other. Taken on the average, they lead to a larger value of $g_{A,\text{eff}} = 0.321$. By repeating the same procedure as in Section 3.3, one can also extract the values $g_{A,\text{eff},\beta\beta} = 0.338$ (^{128}Te) and 0.373 (^{130}Te). The extracted values of $g_{A,\text{eff},\beta}$ are here also somewhat inconsistent with those extracted from single- β decay and ($^3\text{He}, t$). Nevertheless, assuming $g_{A,\text{eff},2\nu\beta\beta} = g_{A,\text{eff},\beta}$, and using the average value $g_{A,\text{eff}} = 0.35$ (6) from single- β , we obtain the values in Table 24. These are in reasonable agreement with experiment, although the agreement is not as good as with the s. p. e. of [11].

3.5 Sensitivity to truncation to $E_x < 3$ MeV

The calculations reported in the previous subsections are based on contributions of states in the intermediate odd-odd nucleus with $E_x < 3$ MeV. It is of interest to investigate how likely or unlikely is that states above 3 MeV could contribute significantly to two-neutrino decay.

The 1^+ and 0^+ states with $E_x > 3$ MeV are built from two contributions:

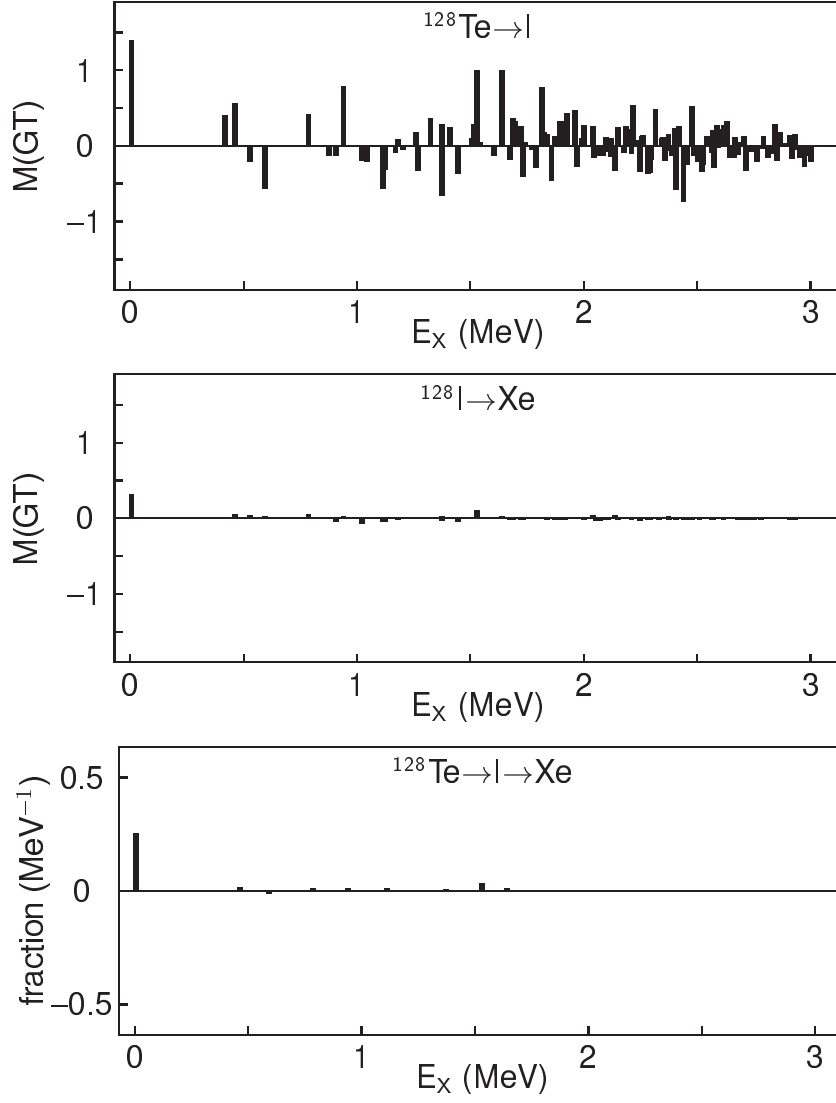


Figure 6: The values of $\langle 1_N^+ || t^+ \sigma || 0_1^+ \rangle$ (top), $\langle 0_1^+ || t^+ \sigma || 1_N^+ \rangle$ (center) and $\langle 0_1^+ || t^+ \sigma || 1_N^+ \rangle \langle 1_N^+ || t^+ \sigma || 0_1^+ \rangle / (\frac{1}{2}(Q_{\beta\beta} + 2m_e c^2) + E_N - E_I)$ (bottom) for the double- β decay from the lowest 0^+ in ^{128}Te to the lowest 0^+ in ^{128}Xe calculated by the single-particle energies of [20].

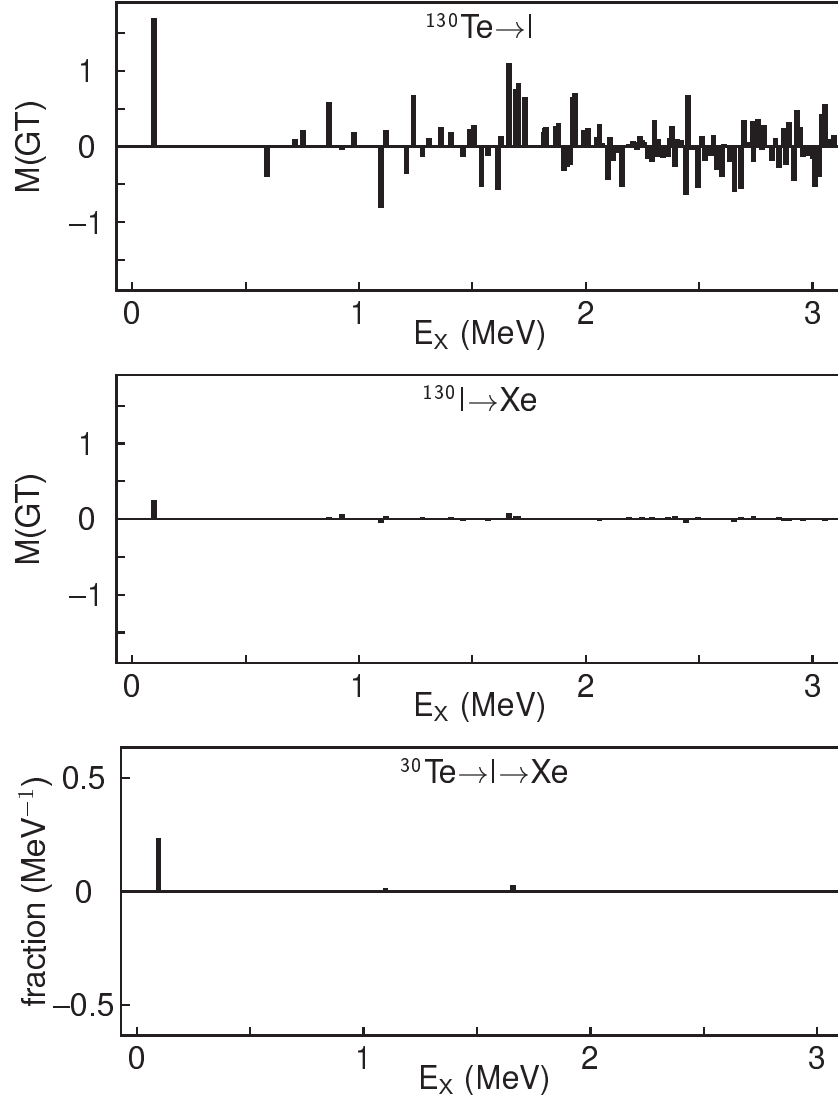


Figure 7: The same plots as Fig. 3 for the decay $^{130}\text{Te} \rightarrow ^{130}\text{Xe}$ through ^{130}I calculated by the single-particle energies of [20].

Table 24: Two-neutrino double- β decay matrix elements, $|M_{2\nu}|$ in IBFM with single particle energies of [20].

	exp	calc	quenched
^{128}Te	0.044 (6)	0.315	0.039 (13)
^{130}Te	0.031 (4)	0.271	0.033 (11)

(1) states constructed from single-particle orbitals within the model space of Table 5; (2) states constructed from single-particle orbitals above the shell gap at 82 or below the shell gap at 50. To investigate the contribution of states with $E_x > 3$ MeV within the model space of Table 5, one can simply extend the calculation from the current lowest ~ 100 1^+ states and ~ 50 0^+ states to larger numbers. It appears that the properties of the strength distributions remain the same and that therefore states of this type will not contribute significantly to two-neutrino decay. States constructed from single-particle orbits outside the model space of Table 5 will appear in the spectrum at energies above the shell gaps, $E_x \gtrsim 5$ MeV. We have in fact investigated their contributions by including the proton orbit $0h_{9/2}$ and the neutron orbit $0g_{9/2}$, as in Table 22, and concluded that also this type of states will not contribute significantly to two-neutrino decay. The argument is as follows. Inclusion of excitations across major shells will give major contributions to the strength distribution for the GT^- and F^- “legs”, $\text{Te} \rightarrow \text{I}$, especially in the region $E_x \geq 10$ MeV, where the giant GT resonance ($E_x \simeq 14$ MeV) and the Isobaric Analogue State, IAS ($E_x \simeq 12$ MeV) are located. However, because of their composition in terms of single-particle states, we expect its contribution to the GT^+ (or F^+) “leg”, $\text{I} \rightarrow \text{Xe}$, which will still remain concentrated in few low-lying states, Figs. 6 and 7, center panel. It is therefore, in our opinion, quite unlikely that states above 3 MeV will contribute significantly to two-neutrino decay.

4 Conclusion

In this article, a detailed investigation of the ten nuclei: $^{128,130}\text{Te}$, $^{128,130}\text{I}$, $^{128,130}\text{Xe}$, $^{129,131}\text{I}$ and $^{127,129}\text{Te}$, within the framework of the interacting boson model-2, IBM-2, and its generalizations IBFM-2 and IBFFM-2 has been done. The parameters needed in this investigation have been obtained as much as possible from the available experimental information. The wave functions so obtained have been used to calculate single- β and $2\nu\beta\beta$ matrix elements.

The main results of our investigation are:

- (1) The mechanism of $2\nu\beta\beta$ in these nuclei appears to be single-state dominance (SSD).
- (2) The GT strength in $^{128,130}\text{Te} (0_1^+) \rightarrow ^{128,130}\text{I} (1_N^+)$ is evenly distributed.

- (3) The GT strength in $^{128,130}\text{I} (1_N^+) \rightarrow ^{128,130}\text{Xe} (0_1^+)$ is concentrated in one state.
- (4) Use of a single value $g_{A,\text{eff}} \equiv g_{A,\text{eff},\beta} \equiv g_{A,\text{eff},\beta\beta}$ appears to describe well both single- β and $2\nu\beta\beta$ decay.
- (5) The results are very sensitive to the choice of single-particle energies, most notably the weak branch $^{128,130}\text{I} \rightarrow ^{128,130}\text{Xe}$. However, when the renormalization of g_A is taken into account through fitting the single- β decay, different choices of s. p. e. give similar results for $2\nu\beta\beta$, but with varying degree of accuracy. The best choice appears to be that of the s. p. e. of [11] which describes all observed quantities fairly: energies, electromagnetic transitions and moments, single- β matrix elements, $(^3\text{He}, t)$ strength distributions, and double- β matrix elements, in the quenched approximation.

Our best estimates of $2\nu\beta\beta$ matrix elements are therefore those given in Table 21, $|M_{2\nu}^{\text{eff}}| = 0.040$ (8) for $^{128}\text{Te}(0_1^+) \rightarrow ^{128}\text{Xe}(0_1^+)$ and $|M_{2\nu}^{\text{eff}}| = 0.037$ (8) for $^{130}\text{Te}(0_1^+) \rightarrow ^{130}\text{Xe}(0_1^+)$, and of the $2\nu\beta\beta$ half-lives $\tau(^{128}\text{Te}) = 0.23$ (9) $\times 10^{25}$ yr, $\tau(^{130}\text{Te}) = 0.48$ (19) $\times 10^{21}$ yr.

Our extracted values $g_{A,\text{eff}} = 0.28$ (3) and $g_{A,\text{eff}} = 0.35$ (6) for the single-particle levels of Table 5 and 22, respectively, are rather low. The values of $g_{A,\text{eff}}$ depend on mass number, A , and on the nuclear model used in their extraction. A preliminary study of $g_{A,\text{eff}}$ in the Interacting Boson Model (IBM-2) in the closure approximation for $2\nu\beta\beta$ decay and the Interacting Shell Model (ISM) has been done in [30]. It has been found that $g_{A,\text{eff}}$ has a smooth dependence that can be parametrized as $g_{A,\text{eff}} = 1.269A^{-0.18}$ plus shell effects. The extracted values of $g_{A,\text{eff}}$ in the mass region, $A \sim 130$, are $g_{A,\text{eff}} \simeq 0.5$ for IBM-2 and ~ 0.6 for ISM. A similar analysis has been done within the framework of QRPA [31] with similar results. We intend to continue the study of $g_{A,\text{eff}}$ within the framework described in the present article to understand how general is the result presented here, and also to study the related question of the extent to which g_V is quenched in heavy nuclei, if at all.

The question of the impact of the small value of $g_{A,\text{eff}}$ found in β -decay and $2\nu\beta\beta$ -decay to $0\nu\beta\beta$ -decay is the subject of much debate. While only GT (1^+) and F (0^+) multipoles contribute to allowed β - and $2\nu\beta\beta$ -decay, all multipoles ($1^+, 2^-, 3^+, \dots$), ($0^+, 1^-, 2^+, \dots$) contribute to $0\nu\beta\beta$ decay. It is not clear whether or not the higher multipoles are quenched. Nonetheless, since 1^+ and 0^+ still provide the largest contributions, we expect the quenching of g_A and g_V to play an important role in $0\nu\beta\beta$ decay. Since, in view of the fact that g_A appears to the fourth power in the decay rate, the quenching of g_A has major repercussions on $0\nu\beta\beta$ experiments, we plan to investigate this problem in depth in subsequent papers.

Acknowledgments

This work was performed in part under the US DOE Grant DE-FG-02-91ER-40608. We want to thank D. Frekers for stimulating this work and providing

Ref. [21] prior to publication, and H. Ejiri for many useful discussions.

References

- [1] For a review, see, A. S. Barabash, Phys. Rev. C **81**,035501 (2010).
- [2] For reviews, see, J. Suhonen and O. Civitarese, Phys. Rep., **300**, 123 (1998); A. Faessler and F. Šimkovic, J. Phys. C **24**,2139,(1998).
- [3] E. Caurier, F. Nowacki, and A. Poves, Int. J. Mod. Phys. E, **16**, 552 (2007).
- [4] F. Iachello and P. Van Isacker, *The interacting boson-fermion model*, (Cambridge University Press, Cambridge, 1991).
- [5] S. Brant, N. Yoshida, and L. Zuffi, Phys. Rev. C, **24**, 024303 (2006); N. Yoshida, L. Zuffi and S. Brant, Int. J. Mod. Phys. E, **15**, 1933 (2006).
- [6] M. Doi, T. Kotani, H. Nishiura, K. Okuda, and E. Takasugi, Prog. Theor. Phys. **66**, 1739 (1982).
- [7] M. Doi, T. Kotani, H. Nishiura, and E. Takasugi, Prog. Theor. Phys. **69**, 602 (1983).
- [8] F. Boehm and P. Vogel, *Physics of Massive Neutrinos*, (Cambridge University Press, Cambridge, 1987).
- [9] T. Tomoda, Rep. Prog. Phys., **54**, 53 (1991).
- [10] J. Kotila and F. Iachello, Phys. Rev. C, **85**, 034316 (2012).
- [11] F. Dellagiacoma, Ph.D. thesis, Yale University, 1988.
- [12] F. Dellagiacoma and F. Iachello, Phys. Lett. B, **218**, 399 (1989).
- [13] G. Puddu, O. Scholten, and T. Otsuka, Nucl. Phys. A **348**, 109 (1980).
- [14] O. Scholten, Ph. D. thesis, University of Groningen, The Netherlands, 1980.
- [15] S. Brant and V. Paar, Z. Phys., **329**, 151 (1988).
- [16] P. J. Brussaard and P. W. M. Glaudemans, *Shell-model applications in nuclear spectroscopy*, (North-Holland Publishing, Amsterdam, 1977).
- [17] K. Nakamura et al. (Particle Data Group) J. Phys. G, **37**, 07502, (2010).
- [18] M. Kanbe, K. Kitao, Nucl. Data Sheets, **94**, 227 (2001).
- [19] Balraj Singh, Nucl. Data Sheets, **93**, 33 (2001).
- [20] J.-I. Fujita and K. Ikeda, Nucl. Phys. **67**, 145, (1965).
- [21] P. Puppe et al. Phys. Rev. C, **86**, 044603 (201).

- [22] H. Miyahara, H. Matumoto, G. Wurdianto, K. Yanagida, Y. Takenaka, A. Yoshida, and C. Mori, Nucl. Instrum. Meth. Phys. Res. Sec. A, **353**, 229 (1994).
- [23] J. Abad, A. Morales, R. Núñez-Lagos, and A. F. Pacheco, Au. Fis. A, **80**, 9 (1984).
- [24] A. Griffiths and P. Vogel, Phys. Rev. C, **46**, 181 (1992).
- [25] O. Civitarese and J. Suhonen, Phys. Rev. C, **58**, 1535 (1998).
- [26] H. Ejiri, Prog. Part. Nucl. Phys., **64**, 249 (2010).
- [27] J. Suhonen and O. Civitarese, Phys. Lett. B, **668**, 277 (2008).
- [28] J. P. Schiffer et al. Phys. Rev. Lett. **100**, 112501 (2008).
- [29] B. P. Kay et al. Phys. Rev. C, **79**, 021301(R) (2009).
- [30] J. Barea, J. Kotila, and F. Iachello, Phys. Rev. C, **87**, 014315 (2013).
- [31] A. Faessler, G. L. Fogli, E. Lisi, V. Rodin, A. M. Rotunno, and F. Šimkovic, J. Phys. G: Nucl. Part. Phys., **35**, 075104 (2008).