

Robust Face Recognition via Block Sparse Bayesian Learning

Taiyong Li^a, Zhilin Zhang^{b,c,*}

^a*School of Financial Information Engineering, Southwestern University of Finance and Economics, Chengdu 610074, China*

^b*Department of Electrical and Computer Engineering, University of California at San Diego, La Jolla, CA 92093-0407, USA*

^c*Samsung R&D America - Dallas, 1301 East Lookout Drive, Richardson, TX 75082, USA*

Abstract

Face recognition (FR) is an important task in pattern recognition and computer vision. Sparse representation (SR) has been demonstrated to be a powerful framework for FR. In general, an SR algorithm treats each face in a training dataset as a basis function, and tries to find a sparse representation of a test face under these basis functions. The sparse representation coefficients then provide a recognition hint. Early SR algorithms are based on a basic sparse model. Recently, it is found that algorithms based on a block sparse model can achieve better recognition rates. Based on this model, in this paper we use block sparse Bayesian learning (BSBL) to find a sparse representation of a test face for recognition. BSBL is a recently proposed framework, which has many advantages over existing block-sparse-model based algorithms. Experimental results on the Extended Yale B and the AR face database show that using BSBL can achieve better recognition rates and higher robustness than state-of-the-art algorithms in most cases.

Keywords:

Face Recognition, Classification, Sparse Representation, Block Sparse Bayesian Learning (BSBL), Block Sparsity, Group Sparsity

*Corresponding author.

Email address: zhilinzhang@ieee.org (Zhilin Zhang)

1. Introduction

Owing to the rapid development of network and computer technologies, face recognition plays an important role in many applications, such as video surveillance, man-machine interface and so on. Many methods have been developed over the past two decades [1, 2, 3, 4, 5]. Basically, face recognition is a typical problem of classification.

In a typical face recognition system, besides the face detection and face alignment, there are two main stages in the process of face recognition. One is feature extraction, which projects a face image to a low dimensional subspace. Because of the huge size of face images, it is desired to extract features from each face image, which have lower dimensions and facilitate recognition. Lots of feature extraction methods have been proposed, such as PCA [3], LPP [5] and LDA [6] and so on. Another stage is classification, which builds a classification model and assigns a label to a test face image. There are many classification algorithms. Typical algorithms are Nearest Neighbor (NN) [7], Nearest Feature Subspace (NFS) [8] and Support Vector Machine (SVM) [9].

Recently, Wright *et al.* proposed a novel face recognition method called Sparse Representation Classification (SRC) [10]. In this method, face images in the training set form a dictionary matrix (each face image is vectorized and forms a column of the dictionary matrix), and then a vectorized test face image is represented under this dictionary matrix. The representation coefficients provide hints for recognition. For example, if a test face image and a training face image belong to the same subject, then the representation coefficients of the vectorized test face image under the dictionary matrix are sparse (or compressive), i.e., most coefficients are zero (or close to zero). For each class (i.e., the columns in the dictionary matrix which are associated with a subject), one can calculate the reconstruction error of the vectorized test face image using these columns and the associated representation coefficients. The class with the minimum reconstruction error suggests the test face image belongs to this class. More frequently, one uses a feature vector extracted from a face image, instead of the original vectorized face image, in this method. SRC is robust and it can also achieve good performance in occlusion and noise environments.

Following the idea of SRC, a number of SRC related recognition methods have been proposed. Gao *et al.* extended the basic SRC method to a kernel version [11]. Yang *et al.* proposed a face recognition method via sparse coding which is much more robust than SRC in occlusion, corruption and disguise environments [12]. Some other works improved the basic

SRC method using weighted sparse representations [13], Gabor feature based sparse representations [14], dimensionality reduction [15], locally adaptive sparse representations [16] and supervised sparse representations [17].

Recently, it is found that using algorithms based on a block sparse model [18], instead of the algorithms based on the basic sparse representation model, can achieve higher recognition rates in face recognition [19]. However, these algorithms ignore intra-block correlation in representation coefficients. The existence of intra-block correlation in representation coefficients results from the fact that training face images with the same class as a test face image are all correlated with the test face image, and thus the representation coefficients associated with the training face images are not independent. In sparse reconstruction scenarios it is shown [20] that exploiting the intra-block correlation can significantly improve algorithmic performance.

In this study we use block sparse Bayesian learning (BSBL) [20] to estimate the representation coefficients. BSBL has many advantages over existing block-sparse-model based algorithms, especially it has the ability to exploit the intra-block correlation in representation coefficients for better algorithmic performance. Experimental results on the Extended Yale B and the AR databases show that BSBL achieves better results than state-of-the-art SRC algorithms in most cases.

The remainder of this paper is organized as follows. We provide a brief review of the original face recognition via sparse representation in Section 2, and sparse Bayesian learning in Section 3. The Block Sparse Bayesian Learning approach for face recognition is proposed in Section 4. Experimental results are reported in Section 5. Conclusion is drawn in the last section.

2. Related work

2.1. Face recognition via sparse representation

We first describe the basic SRC method [10] for face recognition. Given training faces of all K subjects, a dictionary matrix is formed as follows

$$\Phi \triangleq [\Phi_1, \Phi_2, \dots, \Phi_K] \quad (1)$$

where $\Phi_i = [\mathbf{v}_{i,1}, \mathbf{v}_{i,2}, \dots, \mathbf{v}_{i,n_i}] \in \mathbb{R}^{m \times n_i}$, and $\mathbf{v}_{i,j}$ is the j -th face ¹ of the i -th subject. Then, a vectorized test face $\mathbf{y} \in \mathbb{R}^{m \times 1}$ is represented under

¹For simplicity, we describe $\mathbf{v}_{i,j}$ as a vectorized face image. But in practice, $\mathbf{v}_{i,j}$ is a feature vector extracted from the face image, as done in our experiments.

the dictionary matrix as follows

$$\begin{aligned}
\mathbf{y} &= \mathbf{\Phi}\mathbf{x} \\
&= \mathbf{v}_{1,1}x_{1,1} + \cdots + \mathbf{v}_{1,n_1}x_{1,n_1} + \cdots + \mathbf{v}_{i-1,n_{i-1}}x_{i-1,n_{i-1}} \\
&\quad + \mathbf{v}_{i,1}x_{i,1} + \mathbf{v}_{i,2}x_{i,2} + \cdots + \mathbf{v}_{i,n_i}x_{i,n_i} \\
&\quad + \mathbf{v}_{i+1,1}x_{i+1,1} + \cdots + \mathbf{v}_{K,n_K}x_{K,n_K}
\end{aligned} \tag{2}$$

where $\mathbf{x} \triangleq [x_{1,1}, \cdots, x_{i,1}, \cdots, x_{i,n_i}, \cdots, x_{K,n_K}]^T$ is the representation coefficient vector. In the basic SRC method, it is suggested that if the new test face \mathbf{y} belongs to a subject in the training set, say the i -th subject, then under a sparsity constraint on \mathbf{x} , only some of the coefficients $x_{i,1}, x_{i,2}, \cdots, x_{i,n_i}$ are significantly nonzero, while other coefficients, i.e. $x_{j,k}$ ($j \neq i, \forall k$), are zero or close to zero.

Mathematically, the above idea can be described as the following sparse representation problem

$$\hat{\mathbf{x}}_0 = \arg \min_{\mathbf{x}} \|\mathbf{x}\|_0 \quad \text{s.t.} \quad \mathbf{y} = \mathbf{\Phi}\mathbf{x} \tag{3}$$

where $\|\mathbf{x}\|_0$ counts the number of nonzero elements in the vector \mathbf{x} . Once we have obtained the solution $\hat{\mathbf{x}}_0$, the class label of \mathbf{y} can be found by

$$i = \arg \min_j \|\mathbf{y} - \mathbf{\Phi}\delta_j(\hat{\mathbf{x}}_0)\|_2, \tag{4}$$

where $\delta_j(\mathbf{x}) : \mathbb{R}^n \rightarrow \mathbb{R}^n$ is the characteristic function which maintains the elements of \mathbf{x} associated with the j -th class, while sets other elements of \mathbf{x} to zero.

However, finding the solution to (3) is NP-hard [21]. Recent theories in compressed sensing [22, 23] show that if the true solution is sparse enough, under some mild conditions the solution can be found by solving the following convex-relaxation problem

$$\hat{\mathbf{x}}_1 = \arg \min_{\mathbf{x}} \|\mathbf{x}\|_1 \quad \text{s.t.} \quad \mathbf{y} = \mathbf{\Phi}\mathbf{x}. \tag{5}$$

Further, to deal with small dense model noise, the problem (5) can be changed to the following one

$$\hat{\mathbf{x}}_1 = \arg \min_{\mathbf{x}} \|\mathbf{x}\|_1 \quad \text{s.t.} \quad \|\mathbf{y} - \mathbf{\Phi}\mathbf{x}\|_2 \leq \epsilon \tag{6}$$

where ϵ is a noise-tolerance constant. Many ℓ_1 -minimization algorithms can be used to find the solution to (5) or to (6), such as LASSO [24] and Basis Pursuit Denoising [25].

In a practical face recognition problem, the coefficient vector $\hat{\mathbf{x}}_1$ (or $\hat{\mathbf{x}}_0$) is not only sparse but also block sparse. To see this, we can rewrite the sparse representation problem (2) as follows

$$\mathbf{y} = \Phi \mathbf{x} = [\Phi_1, \Phi_2, \dots, \Phi_K] \mathbf{x} = \sum_{j=1}^K \Phi_j \mathbf{x}_j \quad (7)$$

where $\mathbf{x}_j \in \mathbb{R}^{n_j \times 1}$ is the coefficient vector associated with the j -th class, and $\mathbf{x} \triangleq [\mathbf{x}_1^T, \dots, \mathbf{x}_K^T]^T$. When a test face \mathbf{y} belongs to the j -th class, ideally only elements in \mathbf{x}_j are significantly nonzero. In other words, only the block \mathbf{x}_j has significantly nonzero norm. Clearly, this is a canonical block sparse model [18, 26]. Many algorithms for the block sparse model can be used here. For example, in [19] it is suggested to use the following algorithm:

$$\hat{\mathbf{x}}_{2,1} = \arg \min_{\mathbf{x}} \sum_{j=1}^K \|\mathbf{x}_j\|_2 \quad \text{s.t.} \quad \|\mathbf{y} - \Phi \mathbf{x}\|_2 \leq \epsilon \quad (8)$$

This is a natural extension of basic ℓ_1 -minimization algorithms, which imposes ℓ_2 norm on block elements and then ℓ_1 norm over blocks. It has been shown that exploiting the block structure can largely improve the estimation quality of $\hat{\mathbf{x}}_0$ [26, 27, 28].

However, one should note that when the test face belongs to the j -th class, not only the representation coefficient block \mathbf{x}_j is a nonzero block, but also its elements are correlated in amplitude. The correlation arises because the faces of the j -th class in the training set are all correlated with the test face, and thus the elements in \mathbf{x}_j are mutually dependent. It is shown that exploiting the correlation within blocks can further improve the estimation quality of $\hat{\mathbf{x}}_0$ [20, 29] than only exploiting the block structure.

Therefore, in this study we propose to use block sparse Bayesian learning (BSBL) [20] to estimate $\hat{\mathbf{x}}_0$ by exploiting the block structure and the correlation within blocks. In the next section we first briefly introduce sparse Bayesian learning (SBL), and then introduce BSBL.

3. SBL and BSBL

SBL [30] was initially proposed as a machine learning method. But later it has been shown to be a powerful method for sparse representation, sparse signal recovery and compressed sensing.

3.1. Advantages of SBL

Compared to LASSO-type algorithms (such as the original LASSO algorithm, Basis Pursuit Denoising, Group Lasso, Group Basis Pursuit, and other algorithms based on ℓ_1 -minimization), SBL has the following advantages [31, 32].

1. Its recovery performance is robust to the characteristics of the matrix Φ , while other algorithms are not. For example, it has been shown that when columns of Φ are highly coherent, SBL still maintains good performance, while other algorithms such as LASSO or other algorithms based on convex relaxation have seriously degraded performance [33]. This advantage is very attractive to sparse representation and other applications, since in these applications the matrix Φ is not a random matrix and its columns are highly coherent.
2. SBL has a number of desired advantages over many popular algorithms in terms of local and global convergence. It can be shown that SBL provides a sparser solution than Lasso-type algorithms. In particular, in noiseless situations and under certain conditions, the global minimum of SBL cost function is unique and corresponds to the true sparsest solution, while the global minimum of the cost function of LASSO-type algorithms is not necessarily the true sparsest solution [34]. These advantages imply that SBL is a better choice in feature selection via sparse representation [35].
3. Recent works in SBL [36, 20] provide robust learning rules for automatically estimating values of its regularizer (related to noise variance) such that SBL algorithms can achieve good performance. In contrast, LASSO-type algorithms need users to choose values for such regularizer, which is generally obtained by cross-validation. However, this takes lots of time for large-scale datasets, which is not convenient and even impossible in some scenarios.

3.2. Introduction to BSBL

BSBL [20] is an extension of the basic SBL framework, which exploits a block structure and intra-block correlation in the coefficient vector \mathbf{x} . It is based on the assumption that \mathbf{x} can be partitioned into K non-overlapping blocks:

$$\mathbf{x} = \underbrace{[x_{1,1}, \dots, x_{1,n_1}, \dots]}_{\mathbf{x}_1^T}, \dots, \underbrace{[x_{K,1}, \dots, x_{K,n_K}]}_{\mathbf{x}_K^T}]^T \quad (9)$$

Among these blocks, few blocks are nonzero. Then, each block $\mathbf{x}_i \in \mathbb{R}^{n_i \times 1}$ is assumed to satisfy a parameterized multivariate Gaussian distribution:

$$p(\mathbf{x}_i; \gamma_i, \mathbf{B}_i) \sim \mathcal{N}(\mathbf{0}, \gamma_i \mathbf{B}_i), \quad i = 1, \dots, K \quad (10)$$

with the unknown parameters γ_i and \mathbf{B}_i . Here γ_i is a nonnegative parameter controlling the block-sparsity of \mathbf{x} . When $\gamma_i = 0$, the i -th block becomes zero. During the learning procedure most γ_i tend to be zero, due to the mechanism of automatic relevance determination [30]. Thus sparsity at the block level is encouraged. $\mathbf{B}_i \in \mathbb{R}^{d_i \times d_i}$ is a positive definite and symmetrical matrix, capturing the intra-block correlation of the i -th block. Under the assumption that blocks are mutually uncorrelated, the prior of \mathbf{x} is $p(\mathbf{x}; \{\gamma_i, \mathbf{B}_i\}_i) \sim \mathcal{N}(\mathbf{0}, \mathbf{\Sigma}_0)$, where $\mathbf{\Sigma}_0 = \text{diag}\{\gamma_1 \mathbf{B}_1, \dots, \gamma_K \mathbf{B}_K\}$. To avoid overfitting, all the \mathbf{B}_i will be imposed by some constraints and their estimates will be further regularized. The model noise $\mathbf{n} \triangleq \mathbf{y} - \mathbf{\Phi} \mathbf{x}$ is assumed to satisfy $p(\mathbf{n}; \lambda) \sim \mathcal{N}(\mathbf{0}, \lambda \mathbf{I})$, where λ is a positive scalar to be estimated. Based on the above probability models, one can obtain a close-form posterior. Therefore, the estimate of \mathbf{x} can be obtained by using the Maximum-A-Posteriori (MAP) estimation, providing all the parameters $\lambda, \{\gamma_i, \mathbf{B}_i\}_{i=1}^K$ are estimated.

To estimate the parameters $\lambda, \{\gamma_i, \mathbf{B}_i\}_{i=1}^K$, one can use the Type II maximum likelihood method [37, 30]. This is equivalent to minimizing the following cost function

$$\begin{aligned} \mathcal{L}(\Theta) &\triangleq -2 \log \int p(\mathbf{y}|\mathbf{x}; \lambda) p(\mathbf{x}; \{\gamma_i, \mathbf{B}_i\}_i) d\mathbf{x} \\ &= \log |\lambda \mathbf{I} + \mathbf{\Phi} \mathbf{\Sigma}_0 \mathbf{\Phi}^T| + \mathbf{y}^T (\lambda \mathbf{I} + \mathbf{\Phi} \mathbf{\Sigma}_0 \mathbf{\Phi}^T)^{-1} \mathbf{y}, \end{aligned} \quad (11)$$

where Θ denotes all the parameters, i.e., $\Theta \triangleq \{\lambda, \{\gamma_i, \mathbf{B}_i\}_{i=1}^K\}$. There are several optimization methods to minimize the cost function, such as the expectation-maximum method, the bound-optimization method, the duality method and so on. This framework is called the BSBL framework.

BSBL not only has the advantages of the basic SBL listed in Section 3.1, but also has another two advantages:

1. BSBL provides large flexibility to model and exploit correlation structure in signals, such as intra-block correlation [20, 29]. By exploiting the correlation structures, recovery performance is significantly improved.
2. BSBL has the unique ability to find less-sparse [38] and non-sparse [29]

true solutions with very small errors ². This is attractive for practical use, since in practice the true solutions may not be very sparse, and existing sparse signal recovery algorithms generally fail in this case.

Therefore, BSBL is promising for pattern recognition. In the following we use BSBL for face recognition. Among a number of BSBL algorithms, we choose the bound-optimization based BSBL algorithm [20], denoted by BSBL-BO ³.

4. Face recognition via BSBL

As stated in Section 2, we use BSBL-BO to estimate $\hat{\mathbf{x}}_0$, denoted by $\hat{\mathbf{x}}_{\text{BSBL}}$, and then use the rule (4) to assign a test face \mathbf{y} to a class.

In practice, a test face \mathbf{y} may contain some outliers, i.e., $\mathbf{y} = \mathbf{y}_0 + \boldsymbol{\epsilon}$, where \mathbf{y}_0 is the outlier-free face image and $\boldsymbol{\epsilon}$ is a vector whose each entry is an outlier. Generally, the number of outliers is small, and thus $\boldsymbol{\epsilon}$ is sparse. Addressing the outlier issue is important to a practical face recognition system. In [10], an augmented sparse model was used to deal with this issue. We now extend this method to our block sparse model, and use BSBL-BO to estimate the solution. In particular, we adopt the following augmented block sparse model:

$$\begin{aligned} \mathbf{y} &= \mathbf{y}_0 + \boldsymbol{\epsilon} = \boldsymbol{\Phi}\mathbf{x} + \mathbf{n} + \boldsymbol{\epsilon} \\ &= [\boldsymbol{\Phi}, \mathbf{I}][\mathbf{x}^T, \boldsymbol{\epsilon}^T]^T + \mathbf{n} \\ &= \overline{\boldsymbol{\Phi}}\overline{\mathbf{x}} + \mathbf{n} \end{aligned} \tag{12}$$

where \mathbf{n} is a vector modeling dense Gaussian noise, $\overline{\boldsymbol{\Phi}} \triangleq [\boldsymbol{\Phi}, \mathbf{I}]$ and $\overline{\mathbf{x}} \triangleq [\mathbf{x}^T, \boldsymbol{\epsilon}^T]^T$. Here \mathbf{I} is an identity matrix of the dimension $m \times m$. Clearly, $\overline{\mathbf{x}}$ is also a block sparse vector, whose first K blocks are the blocks of \mathbf{x} and last m elements are m blocks with the block size being 1 ⁴. Thus, (12) is still a block sparse model, and can be solved by BSBL-BO. Once BSBL-BO obtains the solution, denoted by $\hat{\mathbf{x}}_{\text{BSBL}}^\epsilon$, its first K blocks (denoted by

²Note that for an underdetermined inverse problem, i.e., $\mathbf{y} = \boldsymbol{\Phi}\mathbf{x}$, where $\boldsymbol{\Phi} \in \mathbb{R}^{m \times P}$ is one matrix or a product of a sensing matrix and a dictionary matrix as used in compressed sensing, one cannot find the true solution without any error, if the true solution \mathbf{x} is non-sparse (i.e., $\|\mathbf{x}\|_0 > m$).

³The BSBL-BO code can be downloaded at <http://dsp.ucsd.edu/~zhilin/BSBL.html>.

⁴In experiments we found that treating the m elements as one big block resulted in similar performance, while significantly sped up the algorithm.

$\widehat{\mathbf{x}}_{\text{BSBL}}$) and its last m elements (denoted by $\widehat{\boldsymbol{\epsilon}}$) are used to assign \mathbf{y} to a class according to

$$i = \arg \min_j \|\mathbf{y} - \widehat{\boldsymbol{\epsilon}} - \boldsymbol{\Phi} \delta_j(\widehat{\mathbf{x}}_{\text{BSBL}})\|_2 \quad (13)$$

We now take the Extended Yale B database [39] as an example to show how our method works. As shown in SRC [10], we randomly select half of the total 2414 faces (i.e, 1207 faces) as the training set and the rest as the testing set. Each face is downsampled from 192×168 to $24 \times 21 = 504$. The training set contains 38 subjects. Each subject has about 32 faces. Therefore, in our model $K = 38$, and $n_1 \approx \dots \approx n_K \approx 32$. The matrix $\boldsymbol{\Phi}$ has the size 504×1207 , and thus the matrix $\overline{\boldsymbol{\Phi}}$ has the size 504×1711 .

The procedure is illustrated in Fig. 1. Fig. 1 (a) shows that a test face (belonging to Subject 4) can be linearly combined by a few training faces. Most of the coefficients estimated by BSBL-BO (i.e., $\widehat{\mathbf{x}}_{\text{BSBL}}$) are zero or near zero and only those associated with the test face are significantly nonzero. Fig. 1 (b) shows the residuals $\|\mathbf{y} - \boldsymbol{\Phi} \delta_j(\widehat{\mathbf{x}}_{\text{BSBL}})\|_2$ for $j = 1, \dots, 38$. The residual at $j = 4$ is 0.0008, while the residuals at $j \neq 4$ are all close to 1, which makes it easy to assign the test face to Subject 4. See 5.1.1 for more details.

5. Experimental results

To demonstrate the superior performance of BSBL, we performed experiments on two widely used face databases: Extended Yale B [39] and AR face database [40]. The face images of these two databases were captured under varying lighting, pose or facial expression. The AR database also has occluded face images for the test of robustness of face recognition algorithms. Section 5.1 shows experimental results on face images without occlusion, and Section 5.2 shows experimental results on face images with three kinds of occlusion.

5.1. Face recognition without occlusion

For the experiments on face images without occlusion, we used downsampling, Eigenfaces [41], and Laplacianfaces[5] to reduce the dimensionality of original faces. We compared our method with three classical methods, including Nearest Neighbor (NN) [7], Nearest Subspace (NS) [42], and Support Vector Machine(SVM) [9]. We also compared our method with recently proposed sparse-representation based classification methods, including the basic sparse-representation classifier (SRC) [10] and the block-sparse recovery algorithm via convex optimization (BSCO) [19]. For NS, the subspace

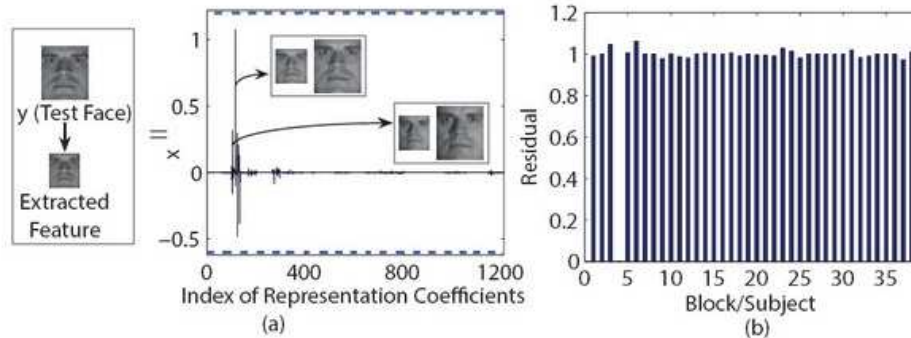


Fig. 1. Face recognition via BSBL. (a) Recognition with 24×21 down-sampled faces as features. The left picture shows a test face image and the downsampled face. The right picture shows the estimated coefficients $\hat{\mathbf{x}}_{\text{BSBL}}$. The test face belongs to Subject 4, and thus the representation coefficients associated with the downsampled training faces of the subject, i.e., Φ_4 , have large values. Two training faces (and their downsampled faces) associated with the two largest coefficients are plotted. The bars near the top and the bottom of the box indicate the blocks in the coefficient vector. (b) The residuals $\|\mathbf{y} - \Phi \delta_j(\hat{\mathbf{x}}_{\text{BSBL}})\|_2$ for $j = 1, \dots, 38$.

dimension was fixed to 9. For BSCO, we used the P'_{ℓ_2/ℓ_1} algorithm [19] which has been shown to be the best one among all the structured sparsity-based classifiers proposed in that work.

5.1.1. Extended Yale B database

Extended Yale B database consists of 2414 frontal-face images of 38 subjects (each subject has about 64 images). In the experiment, we used the cropped 192×168 face images which were captured under various lighting conditions [43]. Two subjects are shown in Fig. 2 for illustration (for each subject, only 10 face images are shown). We randomly selected half face images of each subject as the training set and the rest as the testing set. We used downsampling, Eigenfaces, and Laplacianfaces to extract features from face images. The dimensions of extracted features were 30, 56, 120 and 504 respectively.

Experimental results are shown in Fig. 3, where we can see our method uniformly outperformed other algorithms regardless of used features. Particularly, our method had better performance when using Laplacianfaces. The superiority of our method was much clearer when the feature dimension was smaller and Laplacianfaces were used. For example, when the feature di-



Fig. 2. Sample face images of 2 individuals from the Extended Yale B database. 1st row: ten sample face images of the first subject. 2nd row: ten sample face images of the third subject.

mension was 56, our method achieved the highest rate of 98.9%, while NN, NS, SVM, SRC and BSCO achieved the rate of 83.5%, 90.4%, 85.0%, 91.7% and 79.4%, respectively. Higher performance using low dimensional features is attractive for recognition, since lower feature dimension generally implies the computational load is accordingly lower.

5.1.2. AR database

AR database consists of more than 4000 front-face images of 126 human subjects. Each subject has 26 images in two separated sessions, as shown in Fig. 4. This database includes more facial expression and facial disguise. We chose 100 subjects (50 male and 50 female) in this experiment. For each subject, seven face images with different illumination and facial expression (i.e., the first 7 images of each subject) in Session 1 were selected for training, and the first 7 images of each subject in Session 2 for testing. All the images were converted to gray mode and were resized to 165×120 . Downsampled faces, Eigenfaces and Laplacianfaces were applied with the dimension of 30, 54, 130 and 540. Experimental results are shown in Fig. 5.

From Fig. 5(a), we can see that our algorithm significantly outperformed other classifiers when using downsampled features. However, our method did not achieve the highest rate when using Eigenfaces and Laplacianfaces. This might be due to the small block size in this experiment ($n_1 = n_2 = \dots = n_{100} = 7$). Although our method did not uniformly outperform other algorithms when using different face features, the recognition rate achieved by our method using downsampled faces (96.7%) was not exceeded by other algorithms using any face features.

5.2. Face recognition with occlusion

For the experiments on face images with occlusion, we used downsampling to reduce the size of face images and compared our method with NN

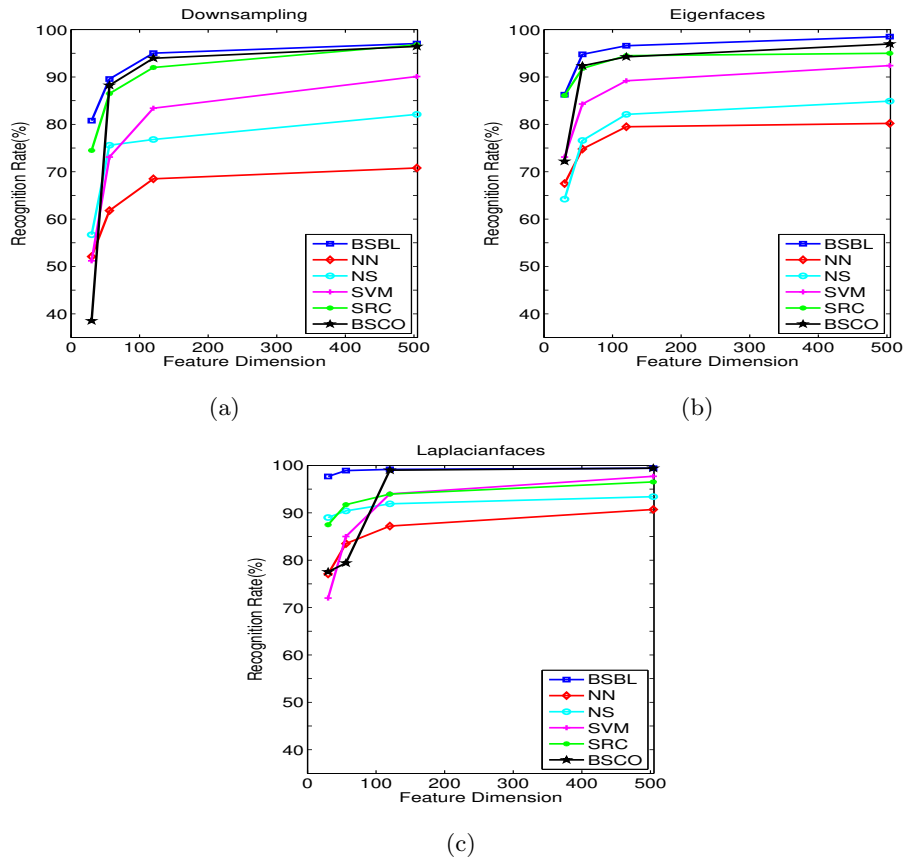


Fig. 3. Comparison of recognition rates on Extended Yale B database when using different face features. (a) Downsampling faces. (b) Eigenfaces. (c) Laplacianfaces.

[7] and SRC [10].

5.2.1. Face recognition with pixel corruption

We tested face recognition with pixel corruption on 3 subsets of the Extended Yale B database: 719 face images with normal-to-moderate lighting conditions from Subset 1 and 2 for training and 455 face images with more extreme lighting conditions from Subset 3 for testing. For each test image, we first replaced a certain percentage(0% - 50%) of its original pixels by uniformly distributed gray values in $[0,255]$. Both the gray values and the locations were random and hence unknown to the algorithms. We then



Fig. 4. Face images of two individuals from AR database. The 1st row: face images of the first male subject in Session 1. The 2nd row: face images of the first male subject in Session 2. The 3rd row: face images of the first female subject in Session 1. The 4th row: face images of the first female subject in Session 2.

downsampled all the images to the size of 6×5 , 8×7 , 12×10 and 24×21 respectively.

Results are shown in Table 1. It can be seen that in all dimensions and corruption, BSBL achieved the highest recognition rate, and the performance gap between our algorithm and the compared algorithms was very large. For example, when the dimension was 24×21 and 50% pixels were corrupted, BSBL achieved the recognition rate of 89.01%, while SRC only had a recognition rate of 73.63%. Fig. 6(a) shows the recognition rates of the three algorithms at different pixel corruption levels when face dimension was 24×21 .

5.2.2. Face recognition with block occlusion

In this experiment, we used the same training and testing images as those in the previous pixel corruption experiment. For each test image, we replaced a randomly located square block with an unrelated image (the baboon image in SRC [10]), which occluded 0% - 50% of the original testing image. We then downsampled all the images to the size of 6×5 , 8×7 , 12×10 and 24×21 respectively.

Table 2 shows the recognition rates of NN, SRC and BSBL on different dimensions and percentages of occlusion. Again, BSBL outperformed the

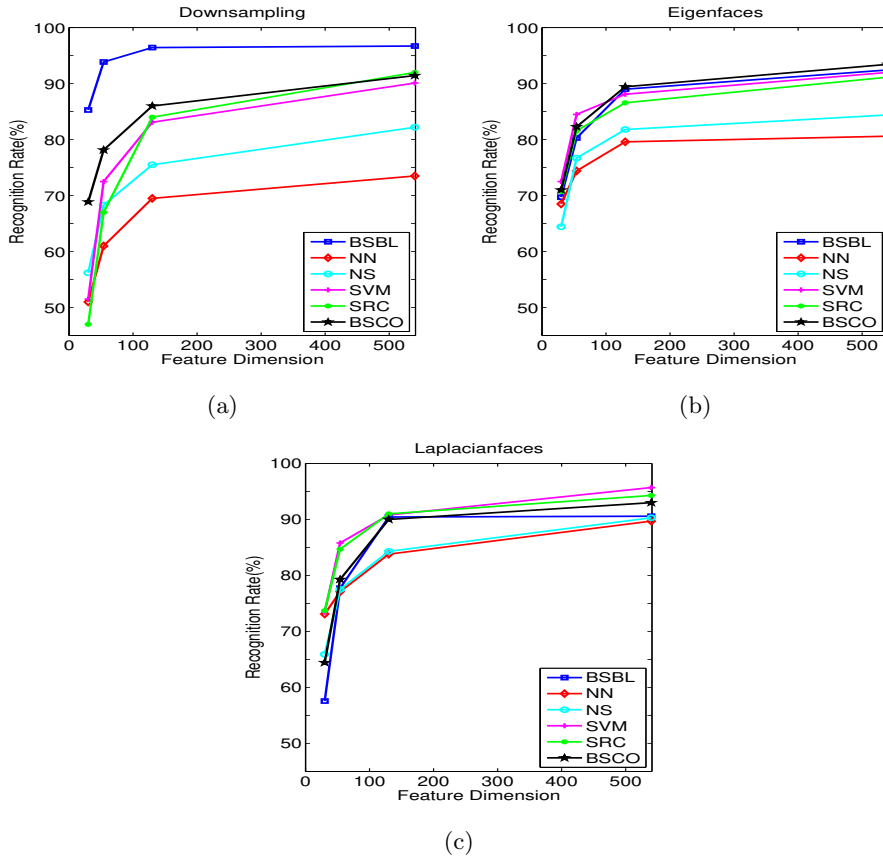


Fig. 5. Comparison of recognition rates on AR database when using different face features. (a) Downsampling faces. (b) Eigenfaces. (c) Laplacianfaces.

compared algorithms. For example, when the occlusion percentage ranged from 10% to 50% and the face dimension was 24×21 , BSBL achieved about 0.5%-7.5% higher recognition rate than SRC, as shown in Fig. 6(b).

5.2.3. Face recognition with real face disguise

We used a subset of AR database to test the performance of our method on face recognition with disguise. We chose 799 images of various facial expression without occlusion (i.e., the first 4 face images in each session except a corrupted image named ‘W-027-14.bmp’) for training. We formed two separate testing sets of 200 images. The images in the first set were from the neutral expression with sunglasses (the 8th image in each session)

Tab. 1. Recognition rate on faces with pixel corruption(%)

Method	Dimension	Percent corrupted(%)					
		0	10	20	30	40	50
NN	6 × 5	36.92	42.42	49.67	46.15	28.35	14.95
	8 × 7	48.79	54.95	60.00	59.34	40.88	20.22
	12 × 10	67.25	75.17	79.56	74.73	58.02	35.39
	24 × 21	87.25	93.19	94.95	92.53	76.48	56.04
SRC	6 × 5	54.51	44.62	50.55	46.59	32.75	21.76
	8 × 7	82.64	61.32	66.59	63.52	49.23	28.79
	12 × 10	98.02	85.06	85.28	83.96	71.87	46.37
	24 × 21	100.00	98.24	98.24	97.14	92.09	73.63
BSBL	6 × 5	87.25	85.71	68.79	51.43	30.99	19.56
	8 × 7	94.29	92.97	86.15	72.53	59.12	39.34
	12 × 10	99.56	99.34	97.80	92.31	84.18	67.25
	24 × 21	100.00	100.00	99.78	99.12	97.58	89.01

Tab. 2. Recognition rate on faces with block occlusion(%)

Method	Dimension	Percent occluded(%)					
		0	10	20	30	40	50
NN	6 × 5	36.92	34.29	27.69	24.40	20.44	15.17
	8 × 7	48.79	44.84	38.68	32.09	21.54	18.46
	12 × 10	67.25	64.18	52.09	45.71	30.33	22.64
	24 × 21	87.25	85.50	76.92	67.25	52.31	37.14
SRC	6 × 5	54.51	36.26	28.13	22.64	17.36	14.29
	8 × 7	82.64	50.99	39.56	31.65	20.66	17.36
	12 × 10	98.02	75.39	59.78	48.57	30.33	20.88
	24 × 21	100.00	96.48	89.23	72.31	54.29	35.17
BSBL	6 × 5	87.25	46.59	28.35	18.68	11.65	10.55
	8 × 7	94.29	66.59	40.88	26.59	20.22	12.53
	12 × 10	99.56	83.30	60.00	45.28	33.19	22.20
	24 × 21	100.00	96.92	92.31	75.60	56.48	42.64

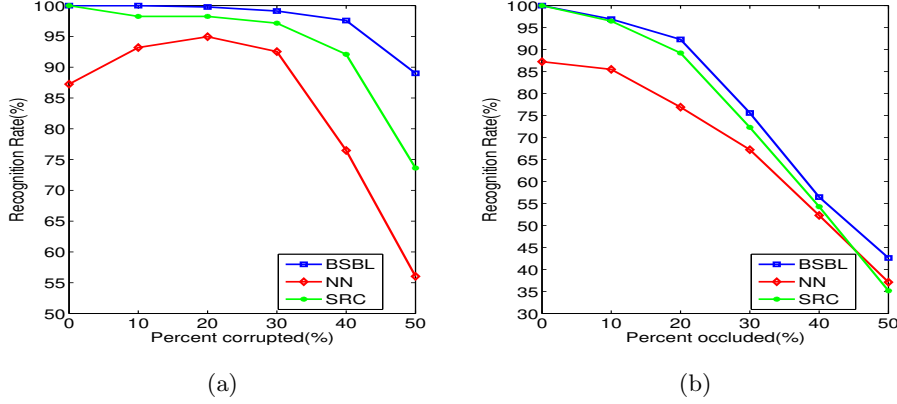


Fig. 6. Comparison of recognition rates on faces with different percentage of (a) pixel corruption and (b) block occlusion when face dimension was 24×21 .

Tab. 3. Recognition rate on faces with disguise(%)

Dimension	Sunglasses			Scarves			Total		
	NN	SRC	BSBL	NN	SRC	BSBL	NN	SRC	BSBL
9×6	35.00	46.50	22.00	6.50	10.00	23.00	20.75	28.25	22.50
13×10	48.00	72.00	40.50	7.00	16.00	46.00	27.50	44.00	43.25
27×20	65.50	83.00	64.00	9.50	21.50	81.00	37.50	52.25	72.50
42×30	68.00	89.00	65.50	11.50	37.00	83.50	39.75	63.00	74.50

which cover roughly 20% of the face, while the ones in the second set were from the neutral expression with scarves (the 11th image in each session) which cover roughly 40% of the face. All the images were resized to 9×6 , 13×10 , 27×20 and 42×30 respectively.

Results are shown in Table 3. In the case of neutral expression with sunglasses, both SRC and NN achieved higher recognition rates than BSBL. However, in the case of neutral expression with scarves, BSBL outperformed SRC and NN significantly. Totally, BSBL achieved the highest recognition rates with the dimensions of 27×20 and 42×30 for the two testing sets.

6. Conclusions

Classification via sparse representation is a popular methodology in face recognition and other classification tasks. Previous works generally fo-

cused on the use of convex algorithms such as LASSO and mixed ℓ_2/ℓ_1 -minimization algorithms. In this paper we introduced a recently proposed block sparse Bayesian learning algorithm for face recognition. The algorithm has been shown to have a number of advantages over popular convex algorithms. Experiments on common face databases showed that the algorithm is a promising sparse-representation-based classifier.

Acknowledgments

This work was supported in part by the National Natural Science Foundation of China (Grant No. 60903128) and also by the Scientific Research Fund of Southwestern University of Finance and Economics (Grant No. 2011XG130).

References

- [1] A. Martinez, A. Kak, Pca versus lda, *Pattern Analysis and Machine Intelligence, IEEE Transactions on* 23 (2) (2001) 228–233.
- [2] P. Phillips, P. Flynn, T. Scruggs, K. Bowyer, J. Chang, K. Hoffman, J. Marques, J. Min, W. Worek, Overview of the face recognition grand challenge, in: *Computer vision and pattern recognition, 2005. CVPR 2005. IEEE computer society conference on*, Vol. 1, IEEE, 2005, pp. 947–954.
- [3] M. Turk, A. Pentland, Face recognition using eigenfaces, in: *Computer Vision and Pattern Recognition, 1991. Proceedings CVPR'91.*, IEEE Computer Society Conference on, IEEE, 1991, pp. 586–591.
- [4] R. Brunelli, T. Poggio, Face recognition: Features versus templates, *Pattern Analysis and Machine Intelligence, IEEE Transactions on* 15 (10) (1993) 1042–1052.
- [5] X. He, S. Yan, Y. Hu, P. Niyogi, H. Zhang, Face recognition using laplacianfaces, *Pattern Analysis and Machine Intelligence, IEEE Transactions on* 27 (3) (2005) 328–340.
- [6] P. Belhumeur, J. Hespanha, D. Kriegman, Eigenfaces vs. fisherfaces: Recognition using class specific linear projection, *Pattern Analysis and Machine Intelligence, IEEE Transactions on* 19 (7) (1997) 711–720.

- [7] R. Duda, P. Hart, D. Stork, Pattern classification, New York: John Wiley, Section 10 (2001) 1.
- [8] S. Shan, W. Gao, X. Chen, J. Ma, Novel face recognition based on individual eigen-subspaces, in: Signal Processing Proceedings, 2000. WCCC-ICSP 2000. 5th International Conference on, Vol. 3, IEEE, 2000, pp. 1522–1525.
- [9] V. Vapnik, The nature of statistical learning theory, springer, 1999.
- [10] J. Wright, A. Yang, A. Ganesh, S. Sastry, Y. Ma, Robust face recognition via sparse representation, Pattern Analysis and Machine Intelligence, IEEE Transactions on 31 (2) (2009) 210–227.
- [11] S. Gao, I. Tsang, L. Chia, Kernel sparse representation for image classification and face recognition, Computer Vision–ECCV 2010 (2010) 1–14.
- [12] M. Yang, L. Zhang, J. Yang, D. Zhang, Robust sparse coding for face recognition, in: Computer Vision and Pattern Recognition (CVPR), 2011 IEEE Conference on, IEEE, 2011, pp. 625–632.
- [13] C. Lu, H. Min, J. Gui, L. Zhu, Y. Lei, Face recognition via weighted sparse representation, Journal of Visual Communication and Image Representation.
- [14] M. Yang, L. Zhang, Gabor feature based sparse representation for face recognition with gabor occlusion dictionary, Computer Vision–ECCV 2010 (2010) 448–461.
- [15] L. Zhang, M. Yang, Z. Feng, D. Zhang, On the dimensionality reduction for sparse representation based face recognition, in: Pattern Recognition (ICPR), 2010 20th International Conference on, IEEE, 2010, pp. 1237–1240.
- [16] Y. Chen, T. Do, T. Tran, Robust face recognition using locally adaptive sparse representation, in: IEEE 17th International Conference on Image Processing, Citeseer, 2010, pp. 1657–1660.
- [17] Y. Xu, W. Zuo, Z. Fan, Supervised sparse representation method with a heuristic strategy and face recognition experiments, Neurocomputing.
- [18] M. Yuan, Y. Lin, Model selection and estimation in regression with grouped variables, J. R. Statist. Soc. B 68 (2006) 49–67.

- [19] E. Elhamifar, R. Vidal, Block-sparse recovery via convex optimization, *Signal Processing, IEEE Transactions on* 60 (8) (2012) 4094–4107.
- [20] Z. Zhang, B. D. Rao, Extension of SBL algorithms for the recovery of block sparse signals with intra-block correlation, *IEEE Trans. on Signal Processing*, doi : 10.1109/TSP.2013.2241055.
- [21] B. Natarajan, Sparse approximate solutions to linear systems, *SIAM journal on computing* 24 (2) (1995) 227–234.
- [22] D. Donoho, For most large underdetermined systems of linear equations the minimal ℓ_1 -norm solution is also the sparsest solution, *Communications on pure and applied mathematics* 59 (6) (2006) 797–829.
- [23] E. Candes, T. Tao, Near-optimal signal recovery from random projections: Universal encoding strategies?, *Information Theory, IEEE Transactions on* 52 (12) (2006) 5406–5425.
- [24] R. Tibshirani, Regression shrinkage and selection via the Lasso, *J. R. Statist. Soc. B* 58 (1) (1996) 267–288.
- [25] S. S. Chen, D. L. Donoho, M. A. Saunders, Atomic decomposition by basis pursuit, *SIAM J. Sci. Comput.* 20 (1) (1998) 33–61.
- [26] R. G. Baraniuk, V. Cevher, M. F. Duarte, C. Hegde, Model-based compressive sensing, *IEEE Trans. on Information Theory* 56 (4) (2010) 1982–2001.
- [27] J. Huang, T. Zhang, The benefit of group sparsity, *The Annals of Statistics* 38 (4) (2010) 1978–2004.
- [28] N. Rao, B. Recht, R. Nowak, Universal measurement bounds for structured sparse signal recovery, in: *Proceedings of AISTATS*, Vol. 2102, 2012.
- [29] Z. Zhang, T.-P. Jung, S. Makeig, B. D. Rao, Compressed sensing for energy-efficient wireless telemonitoring of noninvasive fetal ECG via block sparse Bayesian learning, *IEEE Trans. on Biomedical Engineering* 60 (2) (2013) 300–309.
- [30] M. Tipping, Sparse bayesian learning and the relevance vector machine, *The Journal of Machine Learning Research* 1 (2001) 211–244.
- [31] Z. Zhang, Sparse Signal Recovery Exploiting Spatiotemporal Correlation, Ph.D. thesis, University of California, San Diego (2012).

- [32] D. P. Wipf, Bayesian methods for finding sparse representations, Ph.D. thesis, University of California, San Diego (2006).
- [33] D. P. Wipf, Sparse estimation with structured dictionaries, in: J. Shawe-Taylor, R. Zemel, P. Bartlett, F. Pereira, K. Weinberger (Eds.), *Advances in Neural Information Processing Systems 24*, 2011, pp. 2016–2024.
- [34] D. Wipf, B. Rao, Sparse Bayesian learning for basis selection, *IEEE Transactions on Signal Processing* 52 (8) (2004) 2153–2164.
- [35] J. Wan, Z. Zhang, J. Yan, T. Li, B. Rao, S. Fang, S. Kim, S. Risacher, A. Saykin, L. Shen, Sparse Bayesian multi-task learning for predicting cognitive outcomes from neuroimaging measures in Alzheimer’s disease, in: *Computer Vision and Pattern Recognition (CVPR), 2012 IEEE Conference on*, 2012, pp. 940–947.
- [36] Z. Zhang, B. D. Rao, Sparse signal recovery with temporally correlated source vectors using sparse Bayesian learning, *IEEE Journal of Selected Topics in Signal Processing* 5 (5) (2011) 912–926.
- [37] D. MacKay, The evidence framework applied to classification networks, *Neural computation* 4 (5) (1992) 720–736.
- [38] Z. Zhang, T.-P. Jung, S. Makeig, B. D. Rao, Compressed sensing of EEG for wireless telemonitoring with low energy consumption and inexpensive hardware, *IEEE Trans. on Biomedical Engineering* 60 (1) (2013) 221–224.
- [39] A. Georghiades, P. Belhumeur, D. Kriegman, From few to many: Illumination cone models for face recognition under variable lighting and pose, *IEEE Trans. Pattern Anal. Mach. Intelligence* 23 (6) (2001) 643–660.
- [40] A. Martinez, The ar face database, CVC Technical Report 24.
- [41] M. Turk, A. Pentland, Eigenfaces for recognition, *Journal of cognitive neuroscience* 3 (1) (1991) 71–86.
- [42] J. Ho, M. Yang, J. Lim, K. Lee, D. Kriegman, Clustering appearances of objects under varying illumination conditions, in: *Computer Vision and Pattern Recognition, 2003. Proceedings. 2003 IEEE Computer Society Conference on*, Vol. 1, IEEE, 2003, pp. I–11.

- [43] K. Lee, J. Ho, D. Kriegman, Acquiring linear subspaces for face recognition under variable lighting, *IEEE Trans. Pattern Anal. Mach. Intelligence* 27 (5) (2005) 684–698.