

# On Connectivity Thresholds in the Intersection of Random Key Graphs on Random Geometric Graphs

B. Santhana Krishnan

Electrical Engg. Department

IIT Bombay, India

Email: skrishna@ee.iitb.ac.in

Ayalvadi Ganesh

Department of Mathematics,

University of Bristol, United Kingdom

Email: aganesh@bristol.ac.uk

D. Manjunath

Electrical Engg. Department

IIT Bombay, India

Email: dmanju@ee.iitb.ac.in

**Abstract**—In a random key graph (RKG) of  $n$  nodes each node is randomly assigned a key ring of  $K_n$  cryptographic keys from a pool of  $P_n$  keys. Two nodes can communicate directly if they have at least one common key in their key rings. We assume that the  $n$  nodes are distributed uniformly in  $[0, 1]^2$ . In addition to the common key requirement, we require two nodes to also be within  $r_n$  of each other to be able to have a direct edge. Thus we have a random graph in which the RKG is superposed on the familiar random geometric graph (RGG). For such a random graph, we obtain tight bounds on the relation between  $K_n$ ,  $P_n$  and  $r_n$  for the graph to be asymptotically almost surely connected.

## I. INTRODUCTION

Several constructions for random graphs have been proposed with different, suitably parametrised, rules to determine the existence of an edge between two nodes. The most well known of these are the Erdős-Rényi (ER) random graphs that have independent edges; [1] is an excellent introduction to the study of such graphs. Most other random graphs have edges that are not independent. An important example of the latter kind is the random geometric graph (RGG), motivated by, among other systems, wireless networks. Here the nodes are randomly distributed in a Euclidean space and there is an edge between two nodes if the Euclidean distance between them is below a specified threshold; [2] provides a comprehensive treatment of such graphs. A more recent example of a random graph with non independent edges is the random key graph (RKG) [3]. Here there is a key pool of size  $P$  and each node randomly chooses  $K$  of these for its key ring uniformly i.i.d. Two nodes have an edge if they have at least one common key in their key rings. Such networks have also been investigated as uniform random intersection graphs; see e.g., [4]. That the edges are not independent in RGGs and RKGs is evident.

Recently, there is interest in random graphs in which an edge is determined by more than one random property, i.e., *intersection* of different random graphs. The intersection of ER random graphs and RGGs has been of interest for quite some time now. A general form of such graphs is as follows.  $n$  nodes are distributed uniformly in an area and the probability that two nodes are connected is a function of their distance and is independent of other edges. This has also been called the random connection model. Recent work on such random

graphs are in [5] where connectivity properties are analyzed. In [6], the superposition of an ER random graph on an RKG is considered. The construction of such a graph is as follows: an RKG is first formed based on the key-distribution and each edge in this graph is deleted with a specified probability.

In this paper, our interest is in the intersection of RKGs and RGGs.  $n$  nodes are distributed in a finite Euclidean space and an RGG is formed with edges between nodes that are within  $r_n$  of each other. The network has a pool of  $P_n$  keys and each node independently chooses for itself a key ring of size  $K_n$ . Each edge of this RGG is retained if the two nodes have at least one common key in their key rings. A more formal definition of this graph will be provided in the next section.

An important distinction between the random graph that we consider in this paper and the ones in [5], [6] is that both the RKG and the RGG have non independent edges. This complicates the analysis significantly. The rest of the paper is organized as follows. In the next section we formally describe the model and then provide an overview of the literature. In Section III we state the main result and a sketch of the proof. The formal proof is in Section IV. We conclude in Section V.

## II. PRELIMINARIES

The  $n$  nodes are uniformly distributed in  $\mathcal{A} := [0, 1]^2$ . Let  $x_i \in \mathcal{A}$  be the location of node  $i$ . A key pool with  $P_n$  cryptographic keys is designated for the network of  $n$  nodes. Node  $i$  chooses a random subset  $S_i$  of keys from the key pool with  $|S_i| = K_n$ . Our interest is in the random graph  $G(P_n, K_n, r_n)$  with  $n$  nodes and edges formed as follows. An edge  $(i, j)$ , between  $x_i, x_j \in \mathcal{A}$ , is present in  $G(P_n, K_n, r_n)$  if both of the following two conditions are satisfied.

$$E_1 : \|x_i - x_j\| \leq r_n$$

$$E_2 : S_i \cap S_j \neq \emptyset$$

Condition  $E_1$  produces a random geometric graph with cutoff  $r_n$ . Imposing condition  $E_2$  on  $E_1$  retains the edges of the random geometric graph for which the two nodes have a common key. Thus  $G(P_n, K_n, r_n)$  is a RKG-RGG.

$G(r_n)$  will refer to a random geometric graph in which an edge  $(i, j)$  is determined only by  $E_1$ . Similarly,  $G(P_n, K_n)$  will refer to the RKG where an edge  $(i, j)$  is determined only by  $E_2$ . The following is known about the connectivity of these types of random graphs.

This material is based upon work supported by the Bharti Centre for Communication, EE Department, IIT Bombay.

**Theorem 1.** [7, Theorems 2.1, 3.2] In  $G(r_n)$ , let  $\pi r_n^2 = \frac{\log n + c_n}{n}$ . Then

$$\liminf_{n \rightarrow \infty} \Pr(G(r_n) \text{ is disconnected}) \geq e^{-c} (1 - e^{-c})$$

if  $\lim_{n \rightarrow \infty} c_n = c$  and  $0 < c < \infty$ ,

$$\lim_{n \rightarrow \infty} \Pr(G(r_n) \text{ is connected}) = 1$$

if and only if  $c_n \rightarrow +\infty$ .

This theorem is also available from [8, Theorem 2].

**Theorem 2.** [3, Theorem 4.1] In  $G(P_n, K_n)$ , let  $K_n \geq 2$  and  $\frac{K_n^2}{P_n} = \frac{\log n + c_n}{n}$ . Then,

$$\lim_{n \rightarrow \infty} \Pr(G(P_n, K_n) \text{ is connected}) = 0$$

if  $\lim_{n \rightarrow \infty} c_n = -\infty$ ,

$$\lim_{n \rightarrow \infty} \Pr(G(P_n, K_n) \text{ is connected}) = 1$$

for  $\sigma > 0$ , if  $K_n \rightarrow \infty$ ,  $P_n \geq \sigma n$  &  $\lim_{n \rightarrow \infty} c_n = \infty$ .

If  $r_n = \sqrt{2}$  we see that  $G(P_n, K_n, r_n)$  is a RKG  $G(P_n, K_n)$  and Theorem 2 applies. In fact it is easy to argue that if  $r_n = r > 0$ , then Theorem 2 applies. Further note that if the condition for Theorem 1 is satisfied with  $c_n \rightarrow \infty$  and  $c_n \in \Theta(\log \log n)$  then the minimum degree in  $G(r_n)$  will be a constant. This means that if an RKG is now superposed on this, the graph will be disconnected with a constant probability if the probability that two nodes share a key is less than 1. Thus we will need  $c_n$  to be such that the minimum degree in  $G(r_n)$  is unbounded; we assume  $n\pi r_n^2 = d_n$ , where  $d_n \in \omega(\log n)$ , and  $d_n \in o(n)$ .

### III. MAIN RESULT

The main result of this paper is the following theorem that characterizes the probability of connectivity of an RKG-RGG intersection random graph.

**Theorem 3.** Let  $K_n \geq 2$ ,  $K_n, P_n \rightarrow \infty$ ,  $K_n^2/P_n \rightarrow 0$ ,  $P_n \geq 2K_n$  and  $P_n \geq \sigma n r_n^2$  where  $\sigma > 0$  is a constant. Then

1) If  $\pi r_n^2 \frac{K_n^2}{P_n} = \frac{\log n + c_1}{n}$  with  $0 < c_1 < \infty$  then

$$\lim_{n \rightarrow \infty} \Pr(G(P_n, K_n, r_n) \text{ is disconnected}) \geq \frac{e^{-c_1}}{4}.$$

2) If  $\pi r_n^2 \frac{K_n^2}{P_n} > \frac{2\pi \log n}{1-\delta} \frac{1}{n}$  for any  $\delta$ ,  $0 < \delta < 1$ , then for some  $c_3 > 0$  and some  $c_2$ ,  $0 < c_2 < \infty$ ,

$$\lim_{n \rightarrow \infty} \Pr(G(P_n, K_n, r_n) \text{ is connected}) \geq 1 - \frac{c_2}{n^{c_3}}.$$

Thus  $\Pr(G(P_n, K_n, r_n) \text{ is connected}) \rightarrow 1$ .

The first statement of the theorem is proved in the usual way by considering the probability of finding at least one isolated node in the network for a specified  $(P_n, K_n, r_n)$ . The second part takes a slightly different approach. We divide  $\mathcal{A}$  into smaller square cells whose lengths are proportional to  $r_n$ . We then consider a set of overlapping tessellations where a cell in one tessellation overlaps with four cells in the

other tessellation. Connectivity of  $G(P_n, K_n, r_n)$  is ensured as follows: (1) all cells are dense, i.e., all cells have  $\Theta(n r_n^2)$  nodes inside them, and (2) the nodes in each cell form a connected subgraph. The tessellations are illustrated in Fig. 2. The proof will identify the  $(P_n, K_n, r_n)$  that achieves both of these properties.

### IV. PROOF OF THEOREM 3

We will repeatedly use the following inequality. For any  $0 < x < 1$ , and any positive integer  $n$ ,

$$\exp\left(-\frac{nx}{1-x}\right) < (1-x)^n < \exp(-nx). \quad (1)$$

See Appendix A for details.

Also, we will be using the following lemma from [3].

**Lemma 1.** If  $\lim_{n \rightarrow \infty} \frac{K_n^2}{P_n} = 0$ , then

$$\beta_n := 1 - \frac{\binom{P_n - K_n}{K_n}}{\binom{P_n}{K_n}} \sim \frac{K_n^2}{P_n}.$$

$\beta_n$  is the probability that two nodes share a key.

#### A. Proof of Statement 1 of Theorem 3

Let  $Z_i$  denote the event that node  $i$ ,  $1 \leq i \leq n$ , is isolated, and define  $a_n := \pi r_n^2$ ,  $\beta_n := 1 - \left(\frac{\binom{P_n - K_n}{K_n}}{\binom{P_n}{K_n}}\right)$ . Observe that  $\beta_n$  is the probability that two nodes have at least one common key. From Bonferroni inequalities and symmetry,

$$\begin{aligned} \Pr\left(\bigcup_{i=1}^n Z_i\right) &\geq \sum_{i=1}^n \Pr(Z_i) - \sum_{1 \leq i < j \leq n} \Pr(Z_i \cap Z_j). \\ &= n\Pr(Z_1) - \binom{n}{2} \Pr(Z_1 \cap Z_2) \end{aligned} \quad (2)$$

Clearly,

$$\Pr(Z_1) = (1 - a_n \beta_n)^{n-1}.$$

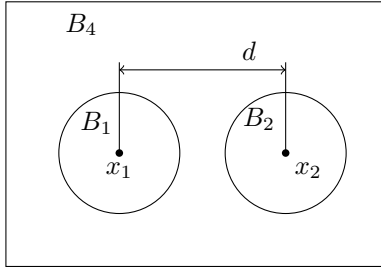
Let  $a_n \beta_n = (\log n + c_1)/n$ , with  $0 < c_1 < \infty$ . Using (1), we can show that

$$n\Pr(Z_1) \geq \exp(-c_1) \exp\left(-\frac{(\log n + c_1)^2}{n - (\log n + c_1)}\right). \quad (3)$$

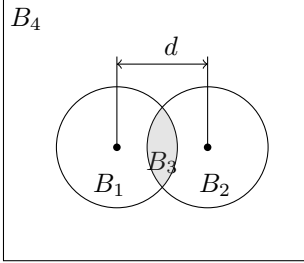
The details are in Appendix B.

Consider two circles of radius  $r_n$  centered at  $x_1$  and  $x_2$ . Let  $B_3$  be the intersection of the two circles,  $B_1$  (resp.  $B_2$ ) be the part of the circle at  $x_1$  (resp.  $x_2$ ) excluding  $B_3$  and  $B_4 := \mathcal{A} \setminus (B_1 \cup B_2)$ . Let  $d := \|x_1 - x_2\|$ . The areas of the regions  $B_i$  depend on  $d$  and we will use  $B_i$  to also to refer to the areas. Further, let  $n_i$  be the number of nodes in  $B_i$  for  $1 \leq i \leq 4$ . Ignoring the edge effects, when  $(n-2)$  nodes are distributed uniformly in  $\mathcal{A}$  the  $n_i$  form a multinomial distribution with probabilities equal to  $B_i$ . We consider the following three cases as shown in Fig. 1a, 1b and 1c.

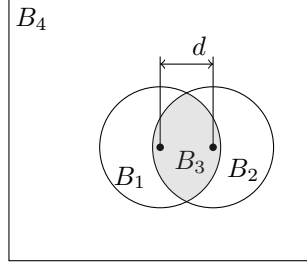
- 1)  $d > 2r_n$ : This case happens with probability  $1 - 4a_n$ . Here  $B_3 = 0$  and hence  $n_3 = 0$ .  $Z_1 \cap Z_2$  is true if each of the  $n_1$  nodes in  $B_1$  do not share a key with Node 1,



(a) Areas  $B_1, B_2, B_4$  corresponding to case 1:  $r_n \geq 2r_n$ .



(b) Areas  $B_1, B_2, B_3, B_4$  corresponding to case 2:  $d < r_n \leq 2r_n$ .



(c) Areas  $B_1, B_2, B_3, B_4$  corresponding to case 3:  $d \leq r_n$ .

**Fig. 1:** Areas to be considered for Nodes-1 and 2 to be jointly isolated.

and each of the  $n_2$  nodes in  $B_2$  do not share a key with Node 2. Hence

$$\Pr(Z_1 \cap Z_2 | d > 2r_n) = (1 - 2a_n\beta_n)^{n-2} \quad (4)$$

- 2)  $r_n \leq d \leq 2r_n$ : This case happens with probability  $3a_n$ . In this case, for  $Z_1 \cap Z_2$  to be true the  $n_1$  nodes in  $B_1$  and  $n_2$  nodes in  $B_2$  should be as in the previous case. In addition we will need that the  $n_3$  nodes in  $B_3$  not share a key with either Node 1 or Node 2.

$$\Pr(Z_1 \cap Z_2 | r_n \leq d \leq 2r_n) \leq \exp\left(- (n-2) \left(2 - \left\| \frac{\tilde{\beta}_n}{\beta_n} - 2 \right\| \right) a_n\beta_n\right) \quad (5)$$

where  $\tilde{\beta}_n := 1 - \left( \binom{P_n - 2K_n}{K_n} / \binom{P_n}{K_n} \right)$ . See Appendix C for details.

- 3)  $d < r_n$ : This case happens with probability  $a_n$ . For  $Z_1 \cap Z_2$  to be true, the conditions of the previous case should be satisfied. In addition Nodes 1 and 2 should also not share a key. Identical to the second term in (5), we have

$$\Pr(Z_1 \cap Z_2 | 0 \leq d \leq r_n) \leq \exp\left(- (n-2) \left(2 - \left\| \frac{\tilde{\beta}_n}{\beta_n} - 2 \right\| \right) a_n\beta_n\right) \quad (6)$$

See Appendix D for details.

From (4), (5) and (6) the unconditional joint probability of two nodes being isolated is bounded as:

$$\Pr(Z_1 \cap Z_2) \leq (1 - 4a_n)(1 - 2a_n\beta_n)^{n-2} + 4a_n \frac{\exp\left(\log n \left[\gamma - \frac{c_1(2-\gamma)}{\log n} + \frac{(4-2\gamma)a_n\beta_n}{\log n}\right]\right)}{n^2}$$

where  $\gamma := \left\| \frac{\tilde{\beta}_n}{\beta_n} - 2 \right\|$ .

An upper bound on  $\binom{n}{2} \Pr(Z_1 \cap Z_2)$  is obtained for some  $\epsilon > 0$  by using  $a_n = d_n/n$  and  $a_n\beta_n = \frac{\log n + c_1}{n}$  in the preceding inequality.

$$\binom{n}{2} \Pr(Z_1 \cap Z_2) \leq \exp(-c_1) \frac{\exp\left(-c_1 + \frac{4(\log n + c_1)}{n}\right)}{2} + \frac{2}{n^\epsilon}. \quad (7)$$

See Appendix F and Appendix E for details. Using (3) and (7) in (2), the lower bound on  $\Pr(\cup_{i=1}^n Z_i)$  is

$$\begin{aligned} \Pr(\cup_{i=1}^n Z_i) &\geq \exp(-c_1) \left( \exp\left(-\frac{(\log n + c_1)^2}{n - (\log n + c_1)}\right) \right. \\ &\quad \left. - \frac{\exp\left(-c_1 + \frac{4(\log n + c_1)}{n}\right)}{2} - \frac{\exp(2c_1)}{n^\epsilon} \right) \\ &\geq \frac{\exp(-c_1)}{4}. \end{aligned} \quad (8)$$

Combining (8) with Lemma 1, we have the necessary condition of Theorem 3.  $\square$

**Remark 1.** If  $a_n\beta_n = (\log n + c_n)/n$  for any  $c_n \rightarrow \infty$ , then using the upper bound, we see that asymptotically almost surely, there are no isolated nodes in the graph  $G(P_n, K_n, r_n)$ .

### B. Proof of Statement 2 of Theorem 3

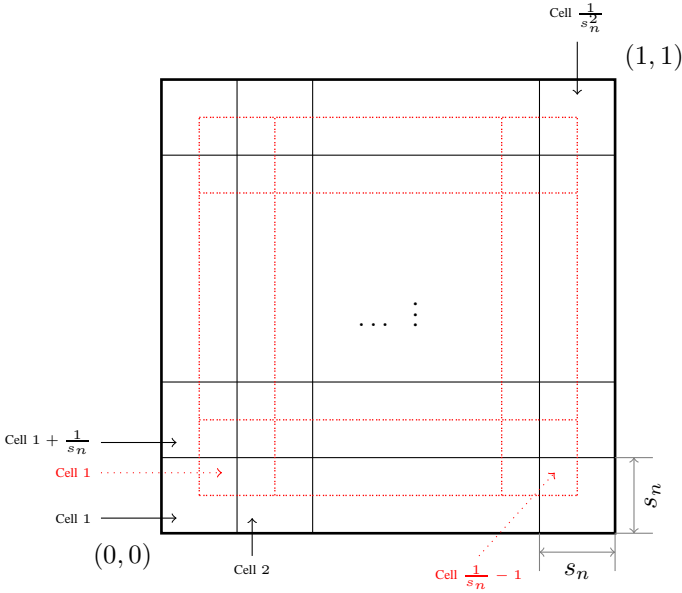
We consider two overlapping tessellations on  $\mathcal{A}$  as shown in Fig. 2, call them tessellations 1 and 2. In both tessellations,  $\mathcal{A}$  is divided into square cells of size  $s_n \times s_n$  where  $1/s_n$  is an integer and  $r_n = \sqrt{2}s_n$ . This means that two nodes in the same cell are within communicating range of each other. Note the overlapping structure in the cells of the two tessellations.

For the proof we show the following.

- 1) In each of the tessellations, every cell is dense. Specifically, every cell has  $\Theta(ns_n^2)$  nodes w.h.p (with high probability).
- 2) W.h.p the subgraph of  $G(P_n, K_n, r_n)$  induced by the nodes in a cell forms a single connected component. Further w.h.p, the subgraphs of every cell in a tessellation have this property.
- 3) Use the preceding results and the overlapping structure of the two tessellations to argue that the graph is connected w.h.p.

First, we analyse denseness of each cell. Recall that  $na_n = d_n$ , where  $d_n \in \omega(\log n)$  and  $d_n \in o(n)$ . Let  $N_i$  denote the number of nodes in cell  $i$ ,  $1 \leq i \leq 1/s_n^2$ . Clearly  $N_i$  is a binomial random variable with parameters  $(n, s_n^2)$ . Let  $W_i$  indicate the event that cell  $i$  is not dense, i.e. for any fixed  $0 < \delta < 1$ ,  $|N_i - ns_n^2| \geq \delta ns_n^2$ . Using Chernoff bounds on  $N_i$ , we have  $\Pr(W_i = 1) \leq 2 \exp(-ns_n^2\delta^2/4)$ . The union bound is used to show that every cell is dense w.h.p, see Appendix G for details.

$$\Pr\left(\bigcup_{i=1}^{1/s_n^2} W_i\right) \leq \frac{1}{s_n^2} \Pr(W_i) \leq \exp\left(-\frac{\theta\delta^2 d_n}{8\pi}\right) \rightarrow 0. \quad (9)$$



**Fig. 2:** Tesselation of  $[0, 1]^2$  (with cell numbers given inside the cells). Tesselation 1(2) is shown using continuous(dotted) line divisions.

Now consider the sub-graph formed by nodes in Cell  $i$ ; denote this subgraph by  $G_i$ . We show that  $\Pr\left(\{\cap_{i=1}^{\lceil 1/s_n^2} \{G_i \text{ is connected}\}\}\right) \rightarrow 1$ . This in turn is achieved by showing that for every  $i$  there are no components of size  $1, 2, \dots, N_i/2$  in  $G_i$ . To simplify the notation, in the following we will drop the reference to the parameters  $r_n$ ,  $K_n$ , and  $P_n$ .

For Cell  $i$ , define the following events.

$$\begin{aligned}
 S &\subseteq \{1, 2, \dots, N_i\} \text{ is a subset of nodes in Cell } i \\
 &\quad \text{with } |S| \geq 1. \\
 C_i(S) &:= \text{Event that subgraph induced by nodes in } S \\
 &\quad \text{forms a connected component.} \\
 B_i(S) &:= S \text{ and } S^c \text{ have no edges between} \\
 &\quad \text{them, where } S \cup S^c = \{1, 2, \dots, N_i\} \\
 A_i(S) &:= B_i(S) \cap C_i(S). \\
 D_i &= \bigcup_{l=1}^{\lceil N_i/2 \rceil} \bigcup_{S: |S|=l} A_i(S).
 \end{aligned}$$

Further, let  $C_{i,l}$  and  $A_{i,l}$  denote, respectively,  $C_i(S)$  and  $A_i(S)$  with  $|S| = l$ . Then the sufficient condition for  $G_i$  to be connected w.h.p is to have  $\Pr(D_i) \rightarrow 0$ . Conditioning on  $W_i$ , we have

$$\begin{aligned}
 \Pr(D_i) &= \sum_{j \in \{0,1\}} \Pr(D_i | W_i = j) \Pr(W_i = j) \\
 &\leq \Pr(D_i | W_i = 0) + \Pr(W_i = 1).
 \end{aligned}$$

The preceding inequality is obtained by using  $\Pr(W_i = 0) \leq 1$  and  $\Pr(D_i | W_i = 1) \leq 1$ .

Let  $U_{i,l}$  be the random variable that denotes the number of distinct keys in the component of size  $l$  in  $G_i$ . Adapting [3, (56) from Lemma 10.2] for each cell, for any  $x \in \{K_n, K_n + 1, \dots, \min(lK_n, P_n)\}$ , we have (10).

$$\begin{aligned}
 \Pr(A_{i,l}) &\leq \Pr(U_{i,l} \leq x) \exp\left(-(\lfloor N_i \rfloor - l) \frac{K_n^2}{P_n}\right) \\
 &\quad + \Pr(C_l) \exp\left(-(\lfloor N_i \rfloor - l) \frac{K_n(x+1)}{P_n}\right). \quad (10)
 \end{aligned}$$

From [3, Lemma 10.1 and (69)], we know that

$$\begin{aligned}
 \Pr(U_{i,l} \leq x) &\leq \binom{P_n}{x} \left(\frac{x}{P_n}\right)^{lK_n} \\
 \Pr(C_{i,l}) &\leq l^{l-2} \beta_n^{l-1}.
 \end{aligned}$$

Now consider all the cells in a tessellation.

$$\Pr\left(\bigcup_{i=1}^{\lceil \frac{1}{s_n^2} \rceil} D_i\right) \leq \frac{\Pr(D_i | W_i = 0)}{s_n^2} + \frac{\Pr(W_i = 1)}{s_n^2}.$$

From (9),  $(1/s_n^2) \Pr(W_i = 1) \rightarrow 0$ . Thus we focus on showing that  $(1/s_n^2) \Pr(D_i | W_i = 0) \rightarrow 0$ . This implies that all  $G_i(P_n, K_n, r_n)$  are connected w.h.p.

By using symmetry and union bound, we have

$$\begin{aligned}
 \frac{\Pr(D_i | W_i = 0)}{s_n^2} &= \left(\frac{1}{s_n^2}\right) \Pr\left(\bigcup_{l=1}^{\lceil N_i/2 \rceil} \bigcup_{S: |S|=l} A_{N_i,l}\right) \\
 &\leq \left(\frac{1}{s_n^2}\right) \sum_{l=1}^{\lceil N_i/2 \rceil} \binom{N_i}{l} \Pr(A_{N_i,l}). \quad (11)
 \end{aligned}$$

For the remainder of this section, assume that  $n\pi r_n^2 \beta_n =: \alpha \log n$ . The probability of having isolated nodes in any of the cells is upper bounded as shown below (details are in Appendix H).

$$\begin{aligned}
 &\Pr(\exists \geq 1 \text{ isolated node in any of the cells}) \\
 &\leq \exp\left(-\log n \left(\frac{\alpha(1-\delta)}{2\pi} - 1\right)\right) \rightarrow 0. \quad (12)
 \end{aligned}$$

Further, the following conditions on the constants are necessary.  $0 < \delta < 1$  and  $0 < \mu < 0.44$ .  $\lambda, R$  are chosen such that  $\lambda R > \alpha(1-\delta)/(2\pi)$ . We also need  $K_n > 2 \log 2/\mu$ . Further  $\sigma, \lambda, \delta, K_n$  must satisfy

$$\begin{aligned}
 \sigma &\geq \frac{(1+\delta) \log 2}{\log\left(\frac{e\mu}{\mu^{1+\mu}}\right)} \\
 1 &> \max\left\{e^{2+\frac{K_n^2}{P_n}(1+\delta)}, e^{K_n/P_n} \left(\frac{e^2(1+\delta)}{\sigma}\right)^\lambda \lambda^{(1-2\lambda)}\right\}.
 \end{aligned}$$

Using (10) in (11), we next prove that all cells in tessellation 1 do not have components of size  $2, 3, \dots, N_i/2$ . Together with (12), we have  $\Pr\left(\{\cap_{i=1}^{\lceil 1/s_n^2} \{G_i \text{ is connected}\}\}\right) \rightarrow 1$ .

Following [3, (61)] or [1], the sum term in (11) is evaluated in three parts based on the size of the isolated component  $l$ .

- 1)  $2 \leq l \leq R$ : In this case, the number of keys shared by the set of nodes which form the isolated component is

small and can be upper bounded by  $(1 + \epsilon)K_n$ , where  $0 < \epsilon < 1$ .  $R$  is a small integer, See Appendix I for details.

$$\left(\frac{1}{s_n^2}\right) \sum_{i=2}^R \binom{N_i}{l} \Pr(A_{N_i,l}) \leq \frac{(R-1)c_4}{n^{0.5\left(\frac{(1-\delta)\alpha}{\pi}-1\right)}} \quad (13)$$

where  $c_4$  is an appropriately chosen positive constant.

- 2)  $R + 1 \leq l \leq L_1(n)$  : Here  $L_1(n) = \min(\lfloor N_i/2 \rfloor, \lfloor P_n/K_n \rfloor - 1)$ . In this case, the number of keys shared by the set of nodes which form the isolated component is linear in the number of nodes  $l$  and is upper bounded by  $\lambda l K_n$ , where  $0 < \lambda < 1/2$ . See Appendix J for details.

$$\left(\frac{1}{s_n^2}\right) \sum_{i=R+1}^{L_1(n)} \binom{N_i}{l} \Pr(A_{N_i,l}) \leq \frac{c_5}{n^{0.5(\alpha(1-\delta)/2\pi)}} + \frac{c_6}{n^{c_7}}. \quad (14)$$

- 3)  $L_1(n) + 1 \leq l \leq N_i/2$  : In this case, the isolated component is large, and comparable to the size of the subgraph  $G_i$  in cell  $i$ . Thus the number of keys shared by the nodes which form the isolated component is upper bounded by  $\mu P_n$ , where  $0 < \mu < 0.44$ . See Appendix K for details of the following result.

$$\left(\frac{1}{s_n^2}\right) \sum_{i=L_1(n)+1}^{N_i/2} \binom{N_i}{l} \Pr(A_{N_i,l}) \leq \exp(-c_8 d_n) + \exp(-c_9 d_n). \quad (15)$$

Where  $c_8 > 0$ ,  $c_9 > ((1 - \delta)/4\pi) \left(\frac{\mu K_n}{2} - \log 2\right)$ .

**Remark 2.** If tighter upper bounds on  $\binom{P_n}{\mu P_n}$  than  $(e/\mu)^{\mu P_n}$  are used, then the bound in (15) can be improved in terms of larger range of  $\mu$ ; i.e. for instance if  $\binom{P_n}{\mu P_n} \leq 0.85 (e/\mu)^{\mu P_n}$ , then  $0 < \mu \leq 0.5$  is valid.

Combining (13), (14) and (15), we have

$$\left(\frac{1}{s_n^2}\right) \sum_{i=2}^{N_i/2} \binom{N_i}{l} \Pr(A_{N_i,l}) \leq \frac{c_4(R+1)}{n^{0.5\left(\frac{(1-\delta)\alpha}{\pi}-1\right)}} + \frac{c_5}{n^{0.5\left(\frac{\alpha(1-\delta)}{2\pi}-1\right)}} + \frac{c_6}{n^{c_7}} + \exp(-c_8 d_n) + \exp(-c_9 d_n).$$

Further using appropriate positive constants  $c_2, c_3$  and Lemma 1, we have the sufficient condition. Thus from (12), (13), (14) and (15), we have shown that  $\Pr(T_1) \rightarrow 1$ , where  $T_i, i = 1$  or  $2$ , represents the event that all cells in tessellation  $i$  are connected.

$\Pr(T_1 \cap T_2) \rightarrow 1$  implies that the entire graph is connected. We know that  $\Pr(T_1) \rightarrow 1$ , and  $\Pr(T_2) \rightarrow 1$ . Thus

$$\Pr(T_1 \cap T_2) = \Pr(T_1) + \Pr(T_2) - \Pr(T_1 \cup T_2),$$

$\Pr(T_1 \cup T_2) \leq 1$ , and  $\Pr(T_1 \cap T_2) \rightarrow 1$  which completes the proof.  $\square$

**Remark 3.** Analysis of connectivity of the intersection of the ER and RGG using the same technique used in the proof of Theorem 3 will yield an identical result.

## V. DISCUSSION AND CONCLUSION

Imposing the random key graph constraint on random geometric graphs was discussed in [6] where it was conjectured that the connectivity threshold will be of the form  $n\pi r_n^2 \beta_n = \log n + c_n$  for any  $c_n \rightarrow \infty$ . We have obtained this up to a multiplicative constant, as opposed to the additive constant conjectured in [6]. Further, it may also be possible to be less restrictive about  $n\pi r_n^2$  and  $\beta_n$ . As we mentioned earlier, the minimum degree should be increasing in  $n$ , but we believe that can also be made tighter.

## REFERENCES

- [1] B. Bollobas, *Random Graphs*. Cambridge University Press, 2001.
- [2] M. D. Penrose, *Random Geometric Graphs*. Oxford University Press, 2003.
- [3] O. Yagan and A. M. Makowski, "Zero-one laws for connectivity in random key graphs," *IEEE Transactions on Information Theory*, vol. 58, no. 5, pp. 2983–2999, May 2012.
- [4] K. Rybarczyk, "Diameter, connectivity, and phase transition of the uniform random intersection graph," *Discrete Mathematics*, vol. 311, no. 17, pp. 1998 – 2019, 2011.
- [5] G. Mao and B. D. O. Anderson, "Towards a better understanding of large scale network models," *IEEE/ACM Transactions on Networking*, vol. 20, no. 2, pp. 408–421, 2012.
- [6] O. Yagan, "Performance of the Eschenauer-Gligor key distribution scheme under an ON-OFF channel," *IEEE Transactions on Information Theory*, vol. 56, no. 6, pp. 3821–3835, Jun. 2012.
- [7] P. Gupta and P. R. Kumar, "Critical power for asymptotic connectivity in wireless networks," in *Stochastic Analysis, Control, Optimization and Applications: A Volume in Honor of W.H. Fleming*. Birkhauser, Boston, 1998, pp. 547–566.
- [8] M. D. Penrose, "The longest edge of the random minimal spanning tree," *The Annals of Applied Probability*, vol. 7, no. 2, pp. 340–361, 1997.

APPENDIX

A. Preparatory Definitions and Results

- 1) Recall the following order notations for comparing functions  $f(n), g(n)$  as  $n \rightarrow \infty$ ;  $f(n) \in \Theta(g(n))$ ,  $f(n) \in o(g(n))$ ,  $f(n) \in \omega(g(n))$ . The notations  $f(n) \in \Theta(g(n))$  and  $f(n) \in \Theta(g(n))$  are used interchangeably.
  - a) If  $f(n) \in \Theta(g(n))$ , then there are constants  $0 < a < b < \infty$  and a  $N \in \mathbb{N}$  such that  $ag(n) \leq f(n) \leq bg(n)$  for all  $n \geq N$ .
  - b) If  $f(n) \in o(g(n))$ , then  $\lim_{n \rightarrow \infty} f(n)/g(n) = 0$ .
  - c) If  $f(n) \in \omega(g(n))$ , then  $\lim_{n \rightarrow \infty} f(n)/g(n) = \infty$ . Clearly  $f(n) \in \omega(g(n)) \Leftrightarrow g(n) \in o(f(n))$ .
  - d) If  $f(n) \sim g(n)$ , then  $\lim_{n \rightarrow \infty} f(n)/g(n) = 1$ .
- 2) We prove (1) that, for any constant  $x$ , such that  $0 < x < 1$ , and any positive integer  $n$ ,

$$\exp\left(-\frac{nx}{1-x}\right) < (1-x)^n < \exp(-nx).$$

This implies that  $(1-x)^n \rightarrow 0$  if and only if  $\exp(-nx) \rightarrow 0$ .

*Proof:* The upper bound on  $(1-x)^n$  is obvious. The lower bound is derived by using the transformation  $x = -v/(1-v)$ , in the well known inequality  $e^v \geq (1+v)$  for all  $v \in \mathbb{R}$ . ■

B. Deriving (3)

$$\begin{aligned} n\Pr(Z_1) &= n(1 - a_n\beta_n)^{n-1} \\ &= n(1 - (\log n + c_1)/n)^{n-1} \\ &\geq n \exp\left(- (n-1) \left( \frac{(\log n + c_1)/n}{1 - (\log n + c_1)/n} \right)\right) \\ &= \exp\left(-(\log n + c_1) \left( \frac{(n-1)}{n - (\log n + c_1)} \right) + \log n\right) \\ &= \exp\left(-(\log n + c_1) \left( 1 + \frac{(\log n + c_1 - 1)}{n - (\log n + c_1)} \right) + \log n\right) \\ &= \exp(-c_1) \exp\left(-(\log n + c_1) \left( \frac{(\log n + c_1 - 1)}{n - (\log n + c_1)} \right)\right) \\ &\geq \exp(-c_1) \exp\left(-(\log n + c_1) \left( \frac{(\log n + c_1)}{n - (\log n + c_1)} \right)\right) \\ &= \exp(-c_1) \exp\left(-\frac{(\log n + c_1)^2}{n - (\log n + c_1)}\right) \end{aligned}$$

The third step above uses (1). The inequality in the penultimate step is obtained by omitting the  $(1-)$  in the numerator of the exponent.

C. Deriving (5)

In this case, condition the event  $\{Z_1 \cap Z_2\}$  on  $S_1 \cap S_2$ . Thus

$$\begin{aligned} \Pr(Z_1 \cap Z_2) &= \beta_n \Pr(Z_1 \cap Z_2 | S_1 \cap S_2 \neq \emptyset) \\ &\quad + (1 - \beta_n) \Pr(Z_1 \cap Z_2 | S_1 \cap S_2 = \emptyset). \end{aligned}$$

We know from Lemma 1 and the assumption that  $K_n^2/P_n \rightarrow 0$  that  $\beta_n \rightarrow 0$ . Next we calculate the probability of the joint isolation event  $\{Z_1 \cap Z_2\}$  assuming  $S_1 \cap S_2 = \emptyset$ .

$$\begin{aligned} \Pr(Z_1 \cap Z_2 | S_1 \cap S_2 = \emptyset; n_1; n_2; n_3) &= \frac{\binom{P_n}{K_n} \binom{P_n - K_n}{K_n} \binom{P_n - K_n}{K_n}^{n_1 + n_2} \binom{P_n - 2K_n}{K_n}^{n_3}}{\binom{P_n}{K_n}^{2+n_1+n_2+n_3}} \\ &= (1 - \beta_n)(1 - \beta_n)^{n_1+n_2} (1 - \tilde{\beta}_n)^{n_3}. \end{aligned}$$

Where  $\beta_n = 1 - \left(\binom{P_n - K_n}{K_n} / \binom{P_n}{K_n}\right)$  and  $\tilde{\beta}_n = 1 - \left(\binom{P_n - 2K_n}{K_n} / \binom{P_n}{K_n}\right)$ . Let  $d = \|x_1 - x_2\|$ . Ignoring edge effects,  $n_i$ , the number of nodes in area  $B_i$ , is a multinomial with parameters  $(n-2, B_i)$ . Thus the conditional joint isolation probability is:

$$\begin{aligned} \Pr(Z_1 \cap Z_2 | d; S_1 \cap S_2 = \emptyset) &= \sum_{n_1, n_2, n_3} \binom{n-2}{n_1, n_2, n_3} B_1^{n_1+n_2} B_3^{n_3} \\ &\quad \times (1 - 2B_1 - B_3)^{n-2-n_1-n_2-n_3} (\Pr(Z_1 \cap Z_2 | n_1; n_2; n_3)) \\ &= (1 - \beta_n) \sum_{n_1, n_2, n_3} \binom{n-2}{n_1, n_2, n_3} (B_3(1 - \tilde{\beta}_n))^{n_3} \\ &\quad \times (1 - 2B_1 - B_3)^{n-2-n_1-n_2-n_3} (B_1(1 - \beta_n))^{n_1+n_2} \\ &= (1 - \beta_n) (1 - 2B_1\beta_n - B_3\tilde{\beta}_n)^{n-2} \\ &= (1 - \beta_n) (1 - 2B_1\beta_n - 2B_3\beta_n + B_3(2\beta_n - \tilde{\beta}_n))^{n-2} \\ &= (1 - \beta_n) (1 - 2a_n\beta_n - B_3(\tilde{\beta}_n - 2\beta_n))^{n-2} \\ &= (1 - \beta_n) \left(1 - 2a_n\beta_n - B_3\beta_n \left(\frac{\tilde{\beta}_n}{\beta_n} - 2\right)\right)^{n-2} \end{aligned} \tag{C-1}$$

Clearly  $\tilde{\beta}_n/\beta_n > 1$ ; the following two cases  $1 < \tilde{\beta}_n/\beta_n < 2$  and  $\tilde{\beta}_n > 2\beta_n$  are analyzed.

- 1) If  $1 < \tilde{\beta}_n/\beta_n \leq 2$ , then

$$\begin{aligned} \Pr(Z_1 \cap Z_2 | d; S_1 \cap S_2 = \emptyset) &= (1 - \beta_n) \left(1 - 2a_n\beta_n - B_3\beta_n \left(\frac{\tilde{\beta}_n}{\beta_n} - 2\right)\right)^{n-2} \\ &= (1 - \beta_n) \left(1 - 2a_n\beta_n + B_3\beta_n \left\| \frac{\tilde{\beta}_n}{\beta_n} - 2 \right\|\right)^{n-2} \\ &\leq (1 - \beta_n) \left(1 - 2a_n\beta_n + a_n\beta_n \left\| \frac{\tilde{\beta}_n}{\beta_n} - 2 \right\|\right)^{n-2} \\ &= (1 - \beta_n) \left(1 - a_n\beta_n \left(2 - \left\| \frac{\tilde{\beta}_n}{\beta_n} - 2 \right\|\right)\right)^{n-2} \end{aligned} \tag{C-2}$$

The inequality uses  $B_3 < a_n$  and the other steps are algebraic manipulations.

- 2) If  $\tilde{\beta}_n/\beta_n > 2$ , then

$$\begin{aligned} \Pr(Z_1 \cap Z_2 | d; S_1 \cap S_2 = \emptyset) &= (1 - \beta_n) \left(1 - 2a_n\beta_n - B_3\beta_n \left(\frac{\tilde{\beta}_n}{\beta_n} - 2\right)\right)^{n-2} \\ &\leq (1 - \beta_n) (1 - 2a_n\beta_n)^{n-2}. \end{aligned} \tag{C-3}$$

The last expression is obtained by neglecting the positive term in the preceding step. Clearly from (C-2) and (C-3), we need the bound in (C-2). Further using (1), and  $1 - \beta_n \leq 1$ , we have

$$\Pr(Z_1 \cap Z_2 | d; S_1 \cap S_2 = \emptyset) \leq \exp\left(- (n-2) \left(2 - \left\| \frac{\tilde{\beta}_n}{\beta_n} - 2 \right\| \right) a_n \beta_n\right).$$

We find an upper bound to the probability of joint isolation when  $S_1 \cap S_2 \neq \emptyset$  as follows. Recall that  $B_1, B_2, B_3$  are regions in the circles, see Fig. 1, and  $x_i$  is the location of node  $i$ . Now, for each node  $i \neq 1$  or  $2$ , we need it to not be connected to either node 1 or node 2. Observe that the probability that—(1) nodes 1 and 2 are jointly isolated from  $n_3$  nodes in  $B_3$  and (2) nodes 1 and 2 share  $x$  keys, is

$$P_x := \frac{\binom{P_n}{x} \binom{P_n-x}{K_n-x} \binom{P_n-K_n}{K_n-x} \left( \binom{P_n-2K_n+x}{K_n} \right)^{n_3}}{\left( \binom{P_n}{K_n} \right)^{2+n_3}}.$$

Observe that  $P_x/P_{x+1}$ , for  $1 \leq x \leq K_n$ , is

$$\begin{aligned} \frac{P_x}{P_{x+1}} &= \frac{\binom{P_n}{x} \binom{P_n-x}{K_n-x} \binom{P_n-K_n}{K_n-x} \left( \binom{P_n-2K_n+x}{K_n} \right)^{n_3}}{\binom{P_n}{x+1} \binom{P_n-x-1}{K_n-x-1} \binom{P_n-K_n}{K_n-x-1} \left( \binom{P_n-2K_n+x+1}{K_n} \right)^{n_3}} \\ &= \frac{\frac{P!}{x!(K_n-x)!^2 (P_n-2K_n+x)!} \left( \frac{(P_n-2K_n+x)!}{(P_n-3K_n+x)!} \right)^{n_3}}{\frac{P!}{(x+1)!(K_n-x-1)!^2 (P_n-2K_n+x+1)!} \left( \frac{(P_n-2K_n+x+1)!}{(P_n-3K_n+x+1)!} \right)^{n_3}} \\ &= \frac{(x+1)(P_n-2K_n+x+1)}{(K_n-x)^2} \left( \frac{P_n-3K_n+x+1}{P_n-2K_n+x+1} \right)^{n_3} \\ &= \frac{(x+1)(P_n-2K_n+x+1)}{(K_n-x)^2} \left( \frac{1 - \frac{3K_n-x-1}{P_n}}{1 - \frac{2K_n-x-1}{P_n}} \right)^{n_3} \end{aligned}$$

See that the second term  $\rightarrow 1$  since  $K_n^2/P_n \rightarrow 0$ . The first term is large and is positive since it is a reciprocal of  $K_n^2/P_n$ . Thus probability of nodes being jointly isolated where  $S_1 \cap S_2 = \emptyset$  is an upper bound to that of the probability when  $S_1 \cap S_2 \neq \emptyset$ . Thus we have

$$\Pr(Z_1 \cap Z_2 | d) \leq \exp\left(- (n-2) \left(2 - \left\| \frac{\tilde{\beta}_n}{\beta_n} - 2 \right\| \right) a_n \beta_n\right). \quad \square$$

#### D. Deriving (6)

Conditioned on  $n_1, n_2$ , and  $n_3$ ,  $\Pr(Z_1 \cap Z_2 | n_1, n_2, n_3)$  is identical to the previous case.

$$\Pr(Z_1 \cap Z_2 | n_1, n_2, n_3) = (1 - \beta_n) (1 - \beta_n)^{n_1+n_2} (1 - \tilde{\beta}_n)^{n_3}.$$

As before  $n_1, n_2$  and  $n_3$  depend on, respectively,  $B_1, B_2$  and  $B_3$ , which in turn depends on  $d$ . Recall that  $\beta_n := 1 - \left( \binom{P_n-2K_n}{K_n} / \binom{P_n}{K_n} \right)$ . The two nodes 1 and 2 should not share a key and also should be isolated from all their neighbours, identical to (C-1).

$$\Pr(Z_1 \cap Z_2 | d) = (1 - \beta_n) \left( 1 - 2a_n \beta_n - B_3 \beta_n \left( \frac{\tilde{\beta}_n}{\beta_n} - 2 \right) \right)^{n-2}$$

Identical to (C-2) and (C-3), we have

$$\Pr(Z_1 \cap Z_2 | d) \leq \exp\left(- (n-2) \left(2 - \left\| \frac{\tilde{\beta}_n}{\beta_n} - 2 \right\| \right) a_n \beta_n\right).$$

#### E. Deriving the asymptotic relation between $\tilde{\beta}_n$ and $\beta_n$

The main result of this subsection is Lemma 3. Lemma 2 is necessary to prove Lemma 3.

**Lemma 2.** Let  $f_n, g_n$  be distinct sequences in  $n$  such that  $f_n \rightarrow 0, g_n \rightarrow 0$  and  $f_n/g_n \rightarrow 1$  as  $n \rightarrow \infty$ . Then

$$\frac{1 - \exp(-f_n)}{\exp(g_n) - 1} \rightarrow 1.$$

*Proof:* By using the standard binomial expansions of the exponential function, we have

$$\begin{aligned} \frac{1 - \exp(-f_n)}{\exp(g_n) - 1} &= \frac{f_n - \frac{f_n^2}{2!} + \frac{f_n^3}{3!} \dots}{g_n + \frac{g_n^2}{2!} + \frac{g_n^3}{3!} \dots} \\ &= \left( \frac{f_n}{g_n} \right) \left( \frac{1 - \frac{f_n}{2!} + \frac{f_n^2}{3!} \dots}{1 + \frac{g_n}{2!} + \frac{g_n^2}{3!} \dots} \right) \\ &\rightarrow (1) \left( \frac{1 - o(1)}{1 + o(1)} \right) \rightarrow 1. \end{aligned}$$

The bounds on ratios of binomials using (1) are:

$$\begin{aligned} \frac{\binom{P_n-K_n}{K_n}}{\binom{P_n}{K_n}} &= \frac{(P_n - K_n)!^2}{(P_n - 2K_n)! (P_n)!} \\ &= \prod_{i=1}^{K_n} \left( 1 - \frac{K_n}{P_n - K_n + i} \right), \\ \left( 1 - \frac{K_n}{P_n - K_n + 1} \right)^{K_n} &\leq \frac{\binom{P_n-K_n}{K_n}}{\binom{P_n}{K_n}} \leq \left( 1 - \frac{K_n}{P_n} \right)^{K_n}, \\ \exp\left(- \frac{K_n^2}{P_n - 2K_n + 1}\right) &\leq \frac{\binom{P_n-K_n}{K_n}}{\binom{P_n}{K_n}} \leq \exp\left(- \frac{K_n^2}{P_n}\right). \quad (\text{E-4}) \end{aligned}$$

$$\begin{aligned} \frac{\binom{P_n-2K_n}{K_n}}{\binom{P_n-K_n}{K_n}} &= \frac{(P_n - 2K_n)!^2}{(P_n - 3K_n)! (P_n - K_n)!} \\ &= \prod_{i=1}^{K_n} \left( 1 - \frac{K_n}{P_n - 2K_n + i} \right) \end{aligned}$$

$$\begin{aligned} \left( 1 - \frac{K_n}{P_n - 2K_n + 1} \right)^{K_n} &\leq \frac{\binom{P_n-2K_n}{K_n}}{\binom{P_n-K_n}{K_n}} \leq \left( 1 - \frac{K_n}{P_n - K_n} \right)^{K_n} \\ \exp\left(- \frac{K_n^2}{P_n - 3K_n + 1}\right) &\leq \frac{\binom{P_n-2K_n}{K_n}}{\binom{P_n-K_n}{K_n}} \leq \exp\left(- \frac{K_n^2}{P_n - K_n}\right) \quad (\text{E-5}) \end{aligned}$$

**Lemma 3.** If  $K_n^2/P_n \rightarrow 0$ , then for any  $0 < \epsilon < 1$ , the following holds for all  $n$  sufficiently large.

$$1 - \epsilon \leq \frac{\tilde{\beta}_n}{\beta_n} - 1 \leq 1 + \epsilon.$$

*Proof:* We rewrite  $\tilde{\beta}_n/\beta_n - 1$  and derive upper and lower bounds using (E-4) and (E-5).

$$\begin{aligned}
\frac{\tilde{\beta}_n}{\beta_n} - 1 &= \frac{1 - \frac{\binom{P_n - 2K_n}{K_n}}{\binom{P_n}{K_n}}}{1 - \frac{\binom{P_n - K_n}{K_n}}{\binom{P_n}{K_n}}} - 1 \\
&= \frac{\binom{P_n}{K_n} - \binom{P_n - 2K_n}{K_n}}{\binom{P_n}{K_n} - \binom{P_n - K_n}{K_n}} - 1 = \frac{\binom{P_n - K_n}{K_n} - \binom{P_n - 2K_n}{K_n}}{\binom{P_n}{K_n} - \binom{P_n - K_n}{K_n}} \\
&= \left( \frac{\binom{P_n - K_n}{K_n}}{\binom{P_n}{K_n}} \right) \left( \frac{1 - \frac{\binom{P_n - 2K_n}{K_n}}{\binom{P_n - K_n}{K_n}}}{1 - \frac{\binom{P_n - K_n}{K_n}}{\binom{P_n}{K_n}}} \right) \\
&\geq \exp\left(-\frac{K_n^2}{P_n - 2K_n + 1}\right) \left( \frac{1 - \exp\left(-\frac{K_n^2}{P_n - K_n}\right)}{1 - \exp\left(-\frac{K_n^2}{P_n - 2K_n + 1}\right)} \right) \\
&= \frac{1 - \exp\left(-\frac{K_n^2}{P_n - K_n}\right)}{\exp\left(\frac{K_n^2}{P_n - 2K_n + 1}\right) - 1}.
\end{aligned}$$

The first inequality uses the bounds (E-4) and (E-5). Further, using Lemma 2 in the final expression, for  $0 < \epsilon < 1$ ,

$$\frac{\tilde{\beta}_n}{\beta_n} - 1 \geq 1 - \epsilon.$$

The upper bound is derived along the same lines and is as under.

$$\begin{aligned}
\frac{\tilde{\beta}_n}{\beta_n} - 1 &\leq \exp\left(-\frac{K_n^2}{P_n}\right) \left( \frac{1 - \exp\left(-\frac{K_n^2}{P_n - 3K_n + 1}\right)}{1 - \exp\left(-\frac{K_n^2}{P_n}\right)} \right) \\
&= \frac{1 - \exp\left(-\frac{K_n^2}{P_n - 3K_n + 1}\right)}{\exp\left(\frac{K_n^2}{P_n}\right) - 1} \leq 1 + \epsilon.
\end{aligned}$$

The final expression is true for any  $0 < \epsilon < 1$  by using Lemma 2.  $\blacksquare$

Thus  $\tilde{\beta}_n/\beta_n \rightarrow 2$ .

#### F. Deriving (7)

Recall that  $a_n\beta_n = (\log n + c_1)/n$ , with  $0 < c_1 < \infty$  and  $na_n = d_n$  where  $d_n \in o(n)$ .

1) The upper bound on joint probability that Nodes 1 and 2 are isolated if  $d \geq 2r_n$ , is obtained using (4) as follows.

$$\begin{aligned}
&(1 - 4a_n) \binom{n}{2} (1 - 2a_n\beta_n)^{n-2} \\
&\leq \binom{n}{2} (1 - 2a_n\beta_n)^{n-2} \leq \frac{1}{2} \exp(-(n-2)2a_n\beta_n + 2\log n) \\
&= \frac{1}{2} \exp\left(-2(\log n + c_1) + 4\frac{\log n + c_1}{n} + 2\log n\right) \\
&= \exp(-c_1) \frac{\exp\left(-c_1 + \frac{4(\log n + c_1)}{n}\right)}{2} \tag{F-6}
\end{aligned}$$

The first step uses  $1 - 4a_n \leq 1$ ; the second step uses (1) and  $n - 1 \leq n$ ; the rest are algebraic manipulations.

2) The upper bound on joint probability that Nodes 1 and 2 are isolated if  $r_n \leq d \leq 2r_n$ , and  $0 < d \leq r_n$  are obtained together using (5) and (6).  $\binom{n}{2} a_n \Pr(Z_1 \cap Z_2 | d < r_n) + \binom{n}{2} 3a_n \Pr(Z_1 \cap Z_2 | r_n < d < 2r_n)$  is upper bounded as follows:

$$\begin{aligned}
&\frac{\binom{n}{2} 4a_n}{n^2} \exp\left(\log n \left[ \left\| \frac{\tilde{\beta}_n}{\beta_n} - 2 \right\| - \frac{c_1 \left(2 - \left\| \frac{\tilde{\beta}_n}{\beta_n} - 2 \right\| \right)}{\log n} \right. \right. \\
&\quad \left. \left. + \frac{\left(4 - 2 \left( \left\| \frac{\tilde{\beta}_n}{\beta_n} - 2 \right\| \right) \right) a_n \beta_n}{\log n} \right] \right) \\
&\leq 2 \exp\left(\log a_n + \log n \left[ \left\| \frac{\tilde{\beta}_n}{\beta_n} - 2 \right\| - \frac{c_1 \left(2 - \left\| \frac{\tilde{\beta}_n}{\beta_n} - 2 \right\| \right)}{\log n} \right. \right. \\
&\quad \left. \left. + \frac{\left(4 - 2 \left( \left\| \frac{\tilde{\beta}_n}{\beta_n} - 2 \right\| \right) \right) a_n \beta_n}{\log n} \right] \right) \\
&= 2 \exp\left(-\log n \left[ 1 - \left\| \frac{\tilde{\beta}_n}{\beta_n} - 2 \right\| - \frac{\log(d_n)}{\log n} \right. \right. \\
&\quad \left. \left. + \frac{c_1 \left(2 - \left\| \frac{\tilde{\beta}_n}{\beta_n} - 2 \right\| \right)}{\log n} - \frac{\left(4 - 2 \left( \left\| \frac{\tilde{\beta}_n}{\beta_n} - 2 \right\| \right) \right) a_n \beta_n}{\log n} \right] \right) \\
&\leq \frac{2}{n^\epsilon}.
\end{aligned}$$

In the penultimate step, clearly  $\log(d_n)/\log n < 1$ , since  $d_n \in o(n)$ . Let  $1 - \log(d_n)/\log n > 2\epsilon$ , for some  $\epsilon > 0$ , then the result follows directly. Thus for large  $n$ , using Lemma 3 the final bound can easily be derived

#### G. Deriving (9)

Recall that  $n\pi r_n^2 = \log n + d_n$ , for  $d_n \in o(n)$  and  $d_n \in \omega(\log n)$ , and  $s_n^2 = \theta r_n^2$ , for  $0 < \theta < 1$ . Using Chernoff bounds on  $N_i$ , we have

$$\begin{aligned}
\Pr(N_i \leq (1 - \delta)ns_n^2) &\leq \exp\left(-\frac{ns_n^2\delta^2}{2}\right), \\
\Pr(N_i \geq (1 + \delta)ns_n^2) &\leq \exp\left(-\frac{ns_n^2\delta^2}{4}\right), \\
\Pr(W_i = 1) &\leq 2 \exp\left(-\frac{ns_n^2\delta^2}{4}\right).
\end{aligned}$$

The following union bound argument proves that that every cell is dense w.h.p.

$$\begin{aligned}
\Pr\left(\bigcup_{i=1}^{1/s_n^2} W_i\right) &\leq \frac{1}{s_n^2} \Pr(W_i) \\
&= \exp\left(-\frac{\theta\delta^2}{4\pi} (\log n + d_n) + \log\left(\frac{2n\pi}{\theta(\log n + d_n)}\right)\right) \\
&= \exp\left(-d_n \left(\frac{\theta\delta^2}{4\pi} \left(1 + \frac{\log n}{d_n}\right) - \frac{\log n}{d_n} - \frac{\log\left(\frac{2\pi}{\theta(\log n + d_n)}\right)}{d_n}\right)\right).
\end{aligned}$$

In the final expression, the second and third term inside parenthesis (multiplying  $d_n$ ) are negligible ( $\rightarrow 0$ ) since  $d_n \in \omega(\log n)$ . Hence  $\Pr\left(\bigcup_{i=1}^{1/s_n^2} W_i\right) \leq \exp(-d_n(\theta\delta^2/8\pi))$ .  $\square$



### H. Deriving (12)

Consider Cell 1 in tessellation 1. Let  $G_1$  be the sub-graph formed by the set of  $N_1$  nodes in Cell 1. Let  $Z_i$  be the indicator variable such that if  $Z_i = 1$  then in  $G_1$  node  $i$  is isolated. Recall that  $N_1/(ns_n^2) \in (1-\delta, 1+\delta)$ . We have the following:

$$\begin{aligned} \Pr(Z_i = 1) &= \left(1 - \left(1 - \frac{\binom{P_n - K_n}{K_n}}{\binom{P_n}{K_n}}\right)\right)^{N_1} \\ &\leq \exp(-N_1\beta_n) \leq \exp(-(1-\delta)ns_n^2\beta_n) \\ &= \exp\left(-\frac{\alpha(1-\delta)}{2\pi} \log n\right). \end{aligned}$$

The above uses (1) and  $n\pi r_n^2\beta_n = \alpha \log n$ . Let  $Z(G_i)$  be the indicator variable that there are no isolated nodes in the subgraph  $G_i$ , i.e. in the sub-graph formed by nodes in cell  $i$ . We know from the preceding result that

$$\begin{aligned} \Pr(Z(G_i) = 1) &\leq N_i \Pr(Z_i = 1) \\ &\leq \exp\left(\log(N_i) - \frac{\alpha(1-\delta)}{2\pi} \log n\right) \\ &\leq \exp\left(\log(1+\delta) + \log(ns_n^2) - \frac{\alpha(1-\delta)}{2\pi} \log n\right). \end{aligned}$$

Finally the probability that there are no isolated nodes in any of the cells is bounded above as follows.

$$\begin{aligned} \Pr\left(\bigcup_{i=1}^{\frac{1}{s_n^2}} Z(G_i)\right) &\leq \frac{1}{s_n^2} \Pr(Z(G_i)) \\ &\leq \exp\left(\log(1+\delta) + \log(ns_n^2) - \frac{\alpha(1-\delta)}{2\pi} \log n - \log s_n^2\right) \\ &\leq \exp\left(\log(1+\delta) + \log n - \frac{\alpha(1-\delta)}{2\pi} \log n\right) \\ &\leq \exp\left(-\log n \left(\frac{\alpha(1-\delta)}{2\pi} - 1 - \frac{\log(1+\delta)}{\log n}\right)\right) \\ &\leq \exp\left(-\log n \left(\frac{\left(\frac{\alpha(1-\delta)}{2\pi} - 1\right)}{2}\right)\right) \rightarrow 0. \end{aligned}$$

From our initial assumption on  $\alpha$ , i.e.  $\alpha > 2\pi/(1-\delta)$ , we can see the final step.

### I. Deriving (13)

In this section, we derive the probability of having isolated components with small finite cardinality. We analyze the first term of (10) with the number of keys shared by the isolated component,  $x = (1+\epsilon)K_n$ , as in [3] with  $0 < \epsilon < 1$ . Recall the following  $ns_n^2 = d_n/(2\pi)$  and using Lemma 1,  $n\pi r_n^2(K_n^2/P_n) = \alpha \log n$  where  $\alpha > 2\pi/(1-\delta)$  and

$d_n \in \omega(\log n)$ ,  $d_n \in o(n)$ ;  $K_n^2/P_n \rightarrow 0$ .

$$\begin{aligned} &\frac{1}{s_n^2} \binom{N_i}{l} \Pr(U_l \leq x) \exp\left(-\binom{N_i - l}{P_n} \frac{K_n^2}{P_n}\right) \\ &\leq \frac{N_i^l}{s_n^2} \binom{P_n}{x} \left(\frac{x}{P_n}\right)^{lK_n} \exp\left(-\binom{N_i - l}{P_n} \frac{K_n^2}{P_n}\right) \\ &\leq \frac{((1+\delta)ns_n^2)^l}{s_n^2} \binom{P_n}{x} \left(\frac{x}{P_n}\right)^{lK_n} \exp\left(-\binom{N_i - l}{P_n} \frac{K_n^2}{P_n}\right) \\ &\leq \frac{((1+\delta)ns_n^2)^l}{s_n^2} \left(\frac{eP_n}{x}\right)^x \left(\frac{x}{P_n}\right)^{lK_n} \exp\left(-\binom{N_i - l}{P_n} \frac{K_n^2}{P_n}\right) \quad (\text{I-7}) \end{aligned}$$

The first and third inequalities use the bounds on the binomial while the second one uses the bound on  $N_i$ . Next we use  $x = \lfloor(1+\epsilon)K_n\rfloor$ . Let  $\Gamma(\epsilon) := e^{\frac{1+\epsilon}{1-\epsilon}}(1+\epsilon)$ .

$$\begin{aligned} (\text{I-7}) &= \frac{((1+\delta)ns_n^2)^l}{s_n^2} \left(\frac{eP_n}{\lfloor(1+\epsilon)K_n\rfloor}\right)^{\lfloor(1+\epsilon)K_n\rfloor} \left(\frac{\lfloor(1+\epsilon)K_n\rfloor}{P_n}\right)^{lK_n} \\ &\quad \times \exp\left(-\binom{N_i - l}{P_n} \frac{K_n^2}{P_n}\right) \\ &\leq \frac{((1+\delta)ns_n^2)^l}{s_n^2} \left(e^{\frac{1+\epsilon}{1-\epsilon}} \frac{\lfloor(1+\epsilon)K_n\rfloor}{P_n}\right)^{K_n(l-1-\epsilon)} \exp\left(-\binom{N_i - l}{P_n} \frac{K_n^2}{P_n}\right) \\ &\leq \frac{((1+\delta)ns_n^2)^l}{s_n^2} \left(\Gamma(\epsilon) \frac{K_n^2}{P_n}\right)^{K_n(l-1-\epsilon)} \exp\left(-\binom{N_i - l}{P_n} \frac{K_n^2}{P_n}\right) \quad (\text{I-8}) \end{aligned}$$

The first step is a substitution, the first inequality uses  $lK_n - \lfloor K_n(1+\epsilon)\rfloor \leq K_n(l-1-\epsilon)$ . Now since  $K_n^2/P_n \rightarrow 0$ ,  $\Gamma(\epsilon)K_n^2/P_n < 1$ , we have

$$\begin{aligned} (\text{I-8}) &\leq \frac{((1+\delta)ns_n^2)^l}{s_n^2} \left(\Gamma(\epsilon) \frac{K_n^2}{P_n}\right)^{2(l-1-\epsilon)} \exp\left(-\binom{N_i - l}{P_n} \frac{K_n^2}{P_n}\right) \\ &\leq \left((1+\delta)^l \Gamma(\epsilon)^{2(l-1-\epsilon)} \frac{(ns_n^2)^l}{s_n^2} \left(\frac{\alpha \log n}{d_n}\right)^{2(l-1-\epsilon)}\right) \\ &\quad \times \exp\left(-\left(1-\delta - \frac{l}{ns_n^2}\right) \left(\frac{\alpha}{2\pi}\right) \log n\right) \end{aligned}$$

Let  $c_{11} = (1+\delta)\Gamma(\epsilon)^{2-\frac{1+\epsilon}{1-\epsilon}}$ , then the preceding expression is

$$\begin{aligned} &= c_{11}^l \exp\left(-\left(1-\delta - \frac{l}{ns_n^2}\right) \left(\frac{\alpha}{2\pi}\right) \log n + l \log\left(\frac{d_n}{2\pi}\right) - \log d_n + \log(2\pi n) + 2(l-1-\epsilon) \left(\log\left(\frac{\alpha \log n}{d_n}\right)\right)\right) \\ &\leq c_{11}^l \exp\left(-\log n \left(\frac{\alpha}{2\pi} \left(1-\delta - \frac{1+R}{ns_n^2}\right) - 1 + \frac{(l+1-2\epsilon) \log d_n}{\log n} - \frac{(l-1) \log 2\pi}{\log n} + \frac{2(l-1-\epsilon) \log(\alpha \log n)}{\log n}\right)\right) \\ &\leq c_{11}^l \exp\left(-\log n \left(\frac{\left(\frac{\alpha(1-\delta)}{2\pi} - 1\right)}{2}\right)\right). \quad (\text{I-9}) \end{aligned}$$

The final expression  $\rightarrow 0$  since  $\alpha > 2\pi/(1-\delta)$ .

Next consider the second term in the RHS of (10).

$$\begin{aligned}
& \frac{1}{s_n^2} \binom{N_i}{l} \Pr(C_{i,l}) \exp\left(- (N_i - l) \frac{K_n(1 + K_n(1 + \epsilon))}{P_n}\right) \\
& \leq \frac{(eN_i)^l}{l! s_n^2} l^{l-2} \beta_n^{l-1} \exp\left(- (N_i - l) \frac{K_n^2(1 + \epsilon)}{P_n}\right) \\
& \leq \frac{((1 + \delta)e)^l}{l^2 s_n^2} (ns_n^2)^l \beta_n^{l-1} \exp\left(- (N_i - l) \frac{K_n^2(1 + \epsilon)}{P_n}\right) \\
& \leq \frac{((1 + \delta)e)^l}{l^2} n (ns_n^2 \beta_n)^{l-1} \\
& \quad \times \exp\left(- \left[1 - \delta - \frac{l}{ns_n^2}\right] (1 + \epsilon) ns_n^2 \frac{K_n^2}{P_n}\right) \\
& = \frac{((1 + \delta)e)^l}{l^2} \exp\left(\log n + (l - 1) \log\left(\frac{\alpha \log n}{2\pi}\right)\right. \\
& \quad \left. - \left[1 - \delta - \frac{l}{ns_n^2}\right] (1 + \epsilon) \frac{\alpha}{2\pi} \log n\right) \\
& = \frac{((1 + \delta)e)^l}{l^2} \exp\left(- \log n \left(\frac{(1 + \epsilon)(1 - \delta)\alpha}{2\pi} - 1 - \frac{\alpha l(1 + \epsilon)}{d_n}\right)\right. \\
& \quad \left. - \frac{(l - 1) \log(\alpha/2\pi)}{\log n} - \frac{(l - 1) \log \log n}{\log n}\right) \quad (\text{I-10})
\end{aligned}$$

The first expression uses Cayleys' theorem and is adapted from [3, (69)]. The second and third expressions are obtained by using bounds on  $N_i$ . From (I-9), (I-10), if  $c_{12} := ((1 + \delta)e)^l / l^2$ , then we have

$$\frac{1}{s_n^2} \sum_{l=2}^R \binom{N_i}{l} \Pr(A_{N_i,l}) \leq \frac{c_{12}(R-1)}{n^{\frac{(1-\delta)\alpha-1}{2\pi}}}.$$

### J. Deriving (14)

In this section, we derive the probability of having isolated component having sizes  $< \min(N_i/2, P_n/K_n)$ . However there are an asymptotically large number of nodes, and thus the number of keys shared is chosen to be  $x = \lambda l K_n$ , where  $0 < \lambda < 1/2$ . Recall the expressions used for  $s_n^2$  and  $n\pi r_n^2 K_n^2/P_n$  in Appendix I.

1) If  $l \leq \lambda l K_n < N_i/2$ , then:

$$\begin{aligned}
& \frac{1}{s_n^2} \sum_{l=1+R}^{L_1(n)} \binom{N_i}{l} \Pr(U_l \leq \lambda l K_n) \exp\left(- (N_i - l) \frac{K_n^2}{P_n}\right) \\
& \leq \frac{1}{s_n^2} \sum_{l=1+R}^{L_1(n)} \binom{N_i}{\lambda l K_n} \binom{P_n}{\lambda l K_n} \left(\frac{\lambda l K_n}{P_n}\right)^{l K_n} \exp\left(- (N_i - l) \frac{K_n^2}{P_n}\right). \quad \text{If}
\end{aligned}$$

2) If  $\lambda l K_n \leq l < P_n/2$ , then:

$$\begin{aligned}
& \frac{1}{s_n^2} \sum_{l=1+R}^{L_1(n)} \binom{N_i}{l} \Pr(U_l \leq \lambda l K_n) \exp\left(- (N_i - l) \frac{K_n^2}{P_n}\right) \\
& \leq \frac{1}{s_n^2} \sum_{l=1+R}^{L_1(n)} \binom{N_i}{l} \binom{P_n}{l} \left(\frac{\lambda l K_n}{P_n}\right)^{l K_n} \exp\left(- (N_i - l) \frac{K_n^2}{P_n}\right).
\end{aligned}$$

Each term of the above sums (excluding the exponent) is bounded above depending on  $K_n$  as follows:

1) If  $l < \lambda l K_n < N_i/2$ , then

$$\begin{aligned}
& \binom{N_i}{\lambda l K_n} \binom{P_n}{\lambda l K_n} \left(\frac{\lambda l K_n}{P_n}\right)^{l K_n} \\
& \leq \left(\frac{eN_i}{\lambda l K_n} \frac{eP_n}{\lambda l K_n}\right)^{\lambda l K_n} \left(\frac{\lambda l K_n}{P_n}\right)^{l K_n} \\
& \leq \left(\frac{e^2(1 + \delta)}{\sigma}\right)^{\lambda l K_n} \left(\frac{\lambda l K_n}{P_n}\right)^{l K_n(1-2\lambda)} \\
& = \left(\left(\frac{e^2(1 + \delta)}{\sigma}\right)^\lambda \lambda^{(1-2\lambda)}\right)^{K_n l}.
\end{aligned}$$

The first expression is from factorial bounds, while the second expression uses bounds on  $N_i$ . The third expression is a rearrangement and it uses the fact that  $l < L_1(n) \leq P_n/K_n$ . Thus we have,

$$\begin{aligned}
& \frac{1}{s_n^2} \sum_{l=1+R}^{L_1(n)} \binom{N_i}{l} \Pr(U_l \leq \lambda l K_n) \exp\left(- (N_i - l) \frac{K_n^2}{P_n}\right) \\
& \leq \frac{1}{s_n^2} \sum_{l=1+R}^{L_1(n)} \left(\left(\frac{e^2(1 + \delta)}{\sigma}\right)^\lambda \lambda^{(1-2\lambda)}\right)^{K_n l} \exp\left(- (N_i - l) \frac{K_n^2}{P_n}\right) \\
& \leq \frac{\exp(-N_i K_n^2/P_n)}{s_n^2} \sum_{l=1+R}^{L_1(n)} \left(e^{\frac{K_n}{P_n}} \left(\frac{e^2(1 + \delta)}{\sigma}\right)^\lambda \lambda^{(1-2\lambda)}\right)^{K_n l} \quad (\text{J-11})
\end{aligned}$$

2) If  $\lambda l K_n \leq l < P_n/2$ , then

$$\begin{aligned}
& \binom{N_i}{l} \binom{P_n}{l} \left(\frac{\lambda l K_n}{P_n}\right)^{l K_n} \\
& \leq \left(\frac{eN_i}{l}\right)^l \left(\frac{eP_n}{l}\right)^l \left(\frac{\lambda l K_n}{P_n}\right)^{l K_n} \\
& \leq \left(\frac{e^2(1 + \delta)}{\sigma}\right)^l \left(\frac{l}{P_n}\right)^{K_n - 2} \\
& \leq \left(\frac{e^2(1 + \delta)}{2^{K_n - 2} \sigma}\right)^l.
\end{aligned}$$

Thus we have,

$$\begin{aligned}
& \frac{1}{s_n^2} \sum_{l=1+R}^{L_1(n)} \binom{N_i}{l} \Pr(U_l \leq \lambda l K_n) \exp\left(- (N_i - l) \frac{K_n^2}{P_n}\right) \\
& \leq \frac{1}{s_n^2} \sum_{l=1+R}^{L_1(n)} \left(\frac{e^2(1 + \delta)}{2^{K_n - 2} \sigma}\right)^l \exp\left(- (N_i - l) \frac{K_n^2}{P_n}\right) \\
& \leq \frac{\exp(-N_i K_n^2/P_n)}{s_n^2} \sum_{l=1+R}^{L_1(n)} \left(\frac{e^{2 + \frac{K_n^2}{P_n}}(1 + \delta)}{2^{K_n - 2} \sigma}\right)^l \quad (\text{J-12})
\end{aligned}$$

$$\max\left(\frac{e^{2 + \frac{K_n^2}{P_n}}(1 + \delta)}{2^{K_n - 2} \sigma}, e^{\frac{K_n}{P_n}} \left(\frac{e^2(1 + \delta)}{\sigma}\right)^\lambda \lambda^{(1-2\lambda)}\right) < 1$$

then the sum terms in (J-11) and (J-12) form a geometric series which sums to a finite number. And we know that

$$\begin{aligned}
& \frac{\exp(-N_i K_n^2/P_n)}{s_n^2} \\
& \leq \exp\left(- (1 - \delta) ns_n^2 K_n^2/P_n - \log(s_n^2)\right) \\
& \leq \exp\left(- \frac{(1 - \delta)\alpha}{2\pi} \log n - \log(d_n/2\pi) + \log n\right).
\end{aligned}$$

Now since  $\alpha > 2\pi/(1-\delta)$ , the above expression  $\rightarrow 0$ . Thus giving us the necessary bound. Now consider the second term from (10).

$$\begin{aligned}
& \frac{1}{s_n^2} \sum_{l=R+1}^{L_1(n)} \binom{N_i}{l} \Pr(C_l) \exp\left(- (N_i - l) \frac{K_n}{P_n} (1 + \lambda l K_n)\right) \\
& \leq \sum_{l=R+1}^{L_1(n)} \frac{1}{s_n^2} \left(\frac{N_i e}{l}\right)^l l^{l-2} \beta_n^{l-1} \exp\left(- (N_i - l) \frac{\lambda l K_n^2}{P_n}\right) \\
& \leq \sum_{l=R+1}^{L_1(n)} \frac{((1+\delta)e)^l}{l^2} n \cdot (n s_n^2 \beta_n)^{l-1} \exp\left(- (N_i - l) \frac{\lambda l K_n^2}{P_n}\right) \\
& = \sum_{l=R+1}^{L_1(n)} \frac{((1+\delta)e)^l}{l^2} n \cdot \left(\frac{\alpha}{2\pi} \log n\right)^{l-1} \\
& \quad \times \exp\left(- \left(1 - \delta - \frac{l}{n s_n^2}\right) \lambda l \left(n s_n^2 \frac{K_n^2}{P_n}\right)\right) \\
& = \sum_{l=R+1}^{L_1(n)} \frac{((1+\delta)e)^l}{l^2} n \cdot \left(\frac{\alpha}{2\pi} \log n\right)^{l-1} \\
& \quad \times \exp\left(- \left(1 - \delta - \frac{l}{n s_n^2}\right) \lambda l \left(\frac{\alpha}{2\pi}\right) \log n\right) \\
& = \sum_{l=R+1}^{L_1(n)} \left(\frac{(1+\delta)e\alpha}{2\pi}\right)^l \\
& \quad \times \exp\left(- l \log n \left(\left(1 - \delta - \frac{l}{n s_n^2}\right) \left(\frac{\alpha\lambda}{2\pi}\right) - \frac{1}{l} - \frac{\log \log n}{\log n}\right)\right)
\end{aligned}$$

The first inequality uses bounds on the factorial,  $\Pr(C_l)$  and  $\exp(-(N_i - l)K_n/P_n) \leq 1$ . The second inequality uses bounds on  $N_i$ . Consider the term multiplying  $l \log n$  in the exponent of the preceding expression. The following two conditions are possible:

- 1) If  $l$  is large ( $\rightarrow \infty$  as a function of  $n$ ) then it is easy to see that this term is positive.
- 2) If  $l$  is a constant, then using the condition that  $\lambda R > 2\pi/(\alpha(1-\delta))$ , the term is positive.

From both the above conditions, the preceding expression can be written as a sum of a geometric series of the form  $\sum_{l=R_1}^{L_1(n)} \eta^l$ , with  $\eta \rightarrow 0$ . And so

$$\begin{aligned}
& \frac{1}{s_n^2} \sum_{l=R+1}^{L_1(n)} \binom{N_i}{l} \Pr(C_l) \exp\left(- (N_i - l) \frac{K_n}{P_n} (1 + \lambda l K_n)\right) \\
& < \sum_{l>R} \eta^l = \frac{\eta^R}{1-\eta} =: \frac{c_6}{n^{c_7}} \rightarrow 0
\end{aligned}$$

where  $c_6, c_7$  are appropriately chosen.

### K. Deriving (15)

In this subsection, we use  $x = \mu P_n$  as in [3] with  $0 < \mu < 0.44$ . The expressions used for  $s_n^2$  and  $n\pi r_n^2 K_n^2/P_n$  in Appendix I hold.

$$\begin{aligned}
& \frac{1}{s_n^2} \sum_{l=L_1(n)+1}^{N_i/2} \binom{N_i}{l} \Pr(U_l \leq \mu P_n) \exp\left(- (N_i - l) \frac{K_n^2}{P_n}\right) \\
& \leq \frac{1}{s_n^2} \sum_{l=L_1(n)+1}^{N_i/2} \binom{N_i}{l} \binom{P_n}{\mu P_n} \mu^{l K_n} \exp\left(- (N_i - l) \frac{K_n^2}{P_n}\right)
\end{aligned}$$

$$\leq \frac{\exp\left(-\frac{N_i K_n^2}{2P_n}\right)}{s_n^2} \sum_{l=L_1(n)+1}^{N_i/2} \binom{N_i}{l} \left(\frac{e}{\mu}\right)^{\mu P_n} \mu^{l K_n}.$$

The second step uses the bounds on the factorial. Using this inequality and  $\sum_{l=L_1(n)+1}^{N_i/2} \binom{N_i}{l} \leq 2^{N_i}$  in the above and using  $P_n \geq \sigma n s_n^2$  for  $\sigma > 0$ , we have

$$\begin{aligned}
& \frac{\exp\left(-\frac{N_i K_n^2}{2P_n}\right)}{s_n^2} \sum_{l=L_1(n)+1}^{N_i/2} \binom{N_i}{l} \left(\frac{e}{\mu}\right)^{\mu P_n} \mu^{l K_n} \\
& \leq \exp\left(-\frac{N_i K_n^2}{2P_n} - \log s_n^2 + \mu P_n \log\left(\frac{e}{\mu}\right) + P_n \log \mu + N_i \log 2\right) \\
& \leq \exp\left(-\frac{(1-\delta)\alpha}{4\pi} \log n - \log s_n^2\right. \\
& \quad \left.- P_n \left(\log\left(\frac{1}{\mu}\right) + \mu \log\left(\frac{e}{\mu}\right)\right) + (1+\delta)n s_n^2 \log 2\right) \\
& \leq \exp\left(-\frac{(1-\delta)\alpha}{4\pi} \log n - \log s_n^2\right. \\
& \quad \left.- n s_n^2 \left(\sigma \log\left(\frac{e^\mu}{\mu^{1+\mu}}\right) - (1+\delta) \log 2\right)\right) \\
& = \exp\left(-\frac{(1-\delta)\alpha}{4\pi} \log n - \log\left(\frac{d_n}{2\pi n}\right)\right. \\
& \quad \left.- \frac{d_n}{2\pi} \left(\sigma \log\left(\frac{e^\mu}{\mu^{1+\mu}}\right) - (1+\delta) \log 2\right)\right) \\
& = \exp\left(-d_n \left(\frac{1}{2\pi} \left(\sigma \log\left(\frac{e^\mu}{\mu^{1+\mu}}\right) - (1+\delta) \log 2\right)\right.\right. \\
& \quad \left.\left.+ \frac{(1-\delta)\alpha \log n}{4\pi} + \frac{\log d_n}{d_n} - \frac{\log(2\pi n)}{d_n}\right)\right).
\end{aligned}$$

The first inequality above uses  $\mu < 1$  and the remaining steps are direct. The above bounds are direct and the final expression  $\rightarrow 0$  since

$$\sigma > \frac{(1+\delta) \log 2}{\log\left(\frac{e^\mu}{\mu^{1+\mu}}\right)}.$$

Now consider the second expression from (10).

$$\begin{aligned}
& \frac{1}{s_n^2} \sum_{l=1+L_1(n)}^{N_i/2} \binom{N_i}{l} \Pr(C_l) \exp\left(- (N_i - l) \frac{K_n}{P_n} (1 + \mu P_n)\right) \\
& \leq \sum_{l=1+L_1(n)}^{N_i/2} \binom{N_i}{l} \exp\left(-\frac{N_i}{2} K_n \mu - \log s_n^2\right) \\
& \leq \exp\left(-\frac{N_i}{2} K_n \mu - \log s_n^2 + N_i \log 2\right) \\
& = \exp\left(-n s_n^2 (1-\delta) \left(\frac{\mu K_n}{2} - \log 2\right) - \log\left(\frac{d_n}{2\pi}\right) + \log n\right) \\
& = \exp\left(-\frac{d_n}{2\pi} (1-\delta) \left(\frac{\mu K_n}{2} - \log 2\right) - \log\left(\frac{d_n}{2\pi}\right) + \log n\right) \\
& = \exp\left(-d_n \left(\frac{1-\delta}{2\pi} \left(\frac{\mu K_n}{2} - \log 2\right) - \frac{\log\left(\frac{d_n}{2\pi}\right)}{d_n} + \frac{\log n}{d_n}\right)\right)
\end{aligned}$$

The first inequality uses  $\Pr(C_l) \leq 1$  and  $\exp(-N_i K_n/2P_n) \leq 1$ . The second inequality uses  $\sum_{l=1+L_1(n)}^{N_i/2} \binom{N_i}{l} \leq 2^{N_i}$ . For any  $K > 2 \log 2/\mu$ , the above probability  $\rightarrow 0$ .