

A metric approach for sound propagation in nematic liquid crystals

E. Pereira*

*Instituto de Física, Universidade Federal de Alagoas,
Campus A.C. Simões, 57072-900, Maceió, AL, Brazil.*

S. Fumeron

*Laboratoire d'Énergétique et de Mécanique Théorique et Appliquée,
CNRS UMR 7563, Nancy Université, 54506, Vandœuvre Cedex, France.*

F. Moraes

*Departamento de Física, CCEN, Universidade Federal da Paraíba,
58051-970, Caixa Postal 5008, João Pessoa, PB, Brazil.*

In the eikonal approach, we describe sound propagation near to topological defects of nematic liquid crystal as geodesics of a non-euclidian manifold endowed with an effective metric tensor. The relation between the acoustics of the medium and this geometrical description is given by Fermat's principle. We calculate the ray trajectories and propose a diffraction experiment to retrieve informations about the elastic constants.

PACS numbers: 43.20.Wd, 43.20.Dk, 43.20.El, 61.30.Jf

I. INTRODUCTION

Number of systems in condensed matter physics can be described by the same mathematical structures as those describing the gravitational field in General Relativity: this is the core of the analogue gravity (or effective geometry) programme [1]. In General Relativity, gravitation is accounted by the distortions of spacetime, which is modeled by a pseudo-riemannian *manifold* [2] of signature $(-, +, +, +)$. The properties of this spacetime are encompassed in the metric tensor \mathbf{g} (or simply *metric*) and other quantities derived from it, such as the Riemann tensor or the Ricci scalar. Free-falling particles follow trajectories corresponding to the geodesics (curves of extremal length) of the manifold. In particular, light paths correspond to the null geodesics of spacetime

$$ds^2 = g_{\mu\nu} dx^\mu dx^\nu = 0, \quad (1)$$

where ds^2 is the square of elementary length along the geodesic and the $g_{\mu\nu}$ are the covariant components of \mathbf{g} (the Einstein summation convention is assumed, where greek indices refer to spacetime coordinates and latin indices are related to spatial ones).

As light trajectories can also be curved when crossing a refractive medium, Fermat's principle can be stated in terms of an effective geometry [2, 3]. For a given refractive index $n(\vec{r})$, where \vec{r} is the position vector of the light wavefront, the light trajectories are interpreted as the geodesics of a non-Euclidean space with the line element $d\Sigma^2$

$$d\Sigma^2 = n^2(\vec{r})(dx^2 + dy^2 + dz^2), \quad (2)$$

Despite (2) represents only a three-dimensional non-Euclidean manifold, the corresponding geodesics are equal to the null ones in a static four-dimensional pseudo-riemannian manifold with the time coordinate [4]. Since we will deal with static refractive indexes, whenever considering the time, the time coordinate appears in the line element

$$ds^2 = -c^2 dt^2 + d\Sigma^2, \quad (3)$$

where c is the speed of the light in vacuum and $d\Sigma^2$ represents the spatial line element obtained by the method that will be exposed in this paper. For the study that will be developed here, c is the velocity of the sound in the material of interest when it is homogeneous and isotropic.

In this paper, we will apply this gravitational analogy to describe the sound propagation in liquid crystals [5–7], materials raising a considerable interest as they are both theoretically challenging [8–10] and of practical interest (PVA screens, q-plates or cellphones [11]). They are made of anisotropic molecules (disc-like or rod-like) that present meta-states between the crystalline and liquid phases. One of these meta-states is the nematic phase: the molecules' axis are oriented on average along a specific direction called *director* (represented by the versor \hat{n}) whereas their centers of mass are randomly located. Once in the nematic phase, the refractive index, the sound velocity and other macroscopic properties become anisotropic. Moreover, the nematic phase can exhibit birefringence, as the director plays the role of the optical axis [5, 6, 12].

The gravitational analogy will be based on Fermat's principle, once it can also be used to determine sound trajectories [13]. The local speed of sound plays the role of the speed of light in General Relativity and sound propagates along the null geodesics of the acoustic metric. The interest of using this analogy (or, more properly, this geometrical approach) is that it helps understanding

* Corresponding author: erms@fis.ufal.br

from a different point of view several problems dealing with acoustics (for example, tomographic image reconstruction via ray tracing [14], flight time in acoustical waveguides [15], problems using variational method [16]) or nematoacoustics [17].

We will consider the sound propagation around a punctual (called *hedghog*) and a linear (called *disclination*) topological defect of the nematic phase of a liquid crystal with rod-like molecules [5–7, 18]. Sound trajectories will be exhibited and the diffraction patterns will be determined in the perspective of retrieving the elastic constants of the liquid crystalline medium.

II. ANALOG MODEL OF ANISOTROPIC LIQUID CRYSTALS

A. Acoustic aspects

The specific structure of the liquid crystal in nematic phase allows two kinds of acoustic waves to exist [5, 6, 19], similarly for sound in solid crystals [20, 21]: the ordinary wave, that behaves as inside an isotropic medium, and the *extraordinary* one that depends on the angle between the direction of the propagation and the director \hat{n} . For each kind of wave, one usually defines two characteristic velocities: the phase velocity, which points in the direction of the wave vector \vec{k} , and the *group velocity* that is oriented similarly to the acoustic Poynting vector \vec{S} (in general, not parallel to \vec{k}) and indicates the direction of energy propagation. The phase velocity v_p of the extraordinary wave, for a liquid crystal in the nematic phase with the director \hat{n} orientated on the z-direction, can be measured by the pulse-superposition technique [12], producing the expression

$$v_p^2(\alpha) = \frac{(C_{11} + (C_{33} - C_{11}) \cos^2 \alpha)}{\rho}, \quad (4)$$

where ρ is the density, α is the angle between the wave vector \vec{k} and \hat{n} [5, 6]. This relation expresses that a liquid crystal can be viewed as a simple solid with linear elastic constants in the x- and y- directions both equal to C_{11} and in the z-direction equal to C_{33} [5, 19]. Additionally, the smallest portion of liquid crystal where the director can be defined presents local cylindrical symmetry and therefore, we will consider (4) to be locally valid for any configuration of the director \hat{n} (even in the presence of defects as in sections III A and III B).

The procedure to obtain $N_g(\beta)$ relies firstly on the determination of $v_p(\alpha)$ and phase refractive index $N_p(\alpha)$. To determine the latter, one replaces (4) in $N_p^2 = \frac{v^2}{v_p^2(\alpha)}$, where v is the velocity of sound in the isotropic phase of the liquid crystal, obtaining

$$N_p^2 = \frac{v^2 \rho}{C_{11} \sin^2 \alpha + C_{33} \cos^2 \alpha},$$

or

$$\frac{N_p^2 \sin^2 \alpha}{\frac{v \rho}{C_{11}}} + \frac{N_p^2 \cos^2 \alpha}{\frac{v \rho}{C_{33}}} = v. \quad (5)$$

Following [7], we define the refractive index vector $\vec{N}_p \equiv \frac{v \vec{k}}{v_p}$ and denote by index \perp (resp. \parallel) components of vectors that are orthogonal (resp. parallel) to director \hat{n} . Thus, the components of \vec{N}_p are $N_{p\perp} = N_p \sin \alpha$ and $N_{p\parallel} = N_p \cos \alpha$. For acoustic waves in anisotropic crystals (which is the case of a liquid crystal in its nematic phase [20, 22]), it is known that

$$\vec{v}_g \cdot \hat{k} = v_p \implies \vec{v}_g \cdot \vec{N}_p = v. \quad (6)$$

Identifying (6) with (5), we found the components of \vec{v}_g

$$v_{g\perp} = \frac{N_{p\perp}}{\frac{v \rho}{C_{11}}}; \quad v_{g\parallel} = \frac{N_{p\parallel}}{\frac{v \rho}{C_{33}}}. \quad (7)$$

Introducing β as the angle between \vec{v}_g and \hat{n} , then alternate expressions for the group velocity components are $v_{g\perp} = v/N_g \sin \beta$ and $v_{g\parallel} = v/N_g \cos \beta$. Thus, the use of (7) in (6) results in

$$\begin{aligned} v &= \vec{v}_g \cdot \vec{N}_p = \frac{v}{N_g} (N_{p\perp} \sin \beta + N_{p\parallel} \cos \beta) \\ &= \frac{v^2}{N_g^2} \left(\frac{v \rho}{C_{11}} \sin^2 \beta + \frac{v \rho}{C_{33}} \cos^2 \beta \right). \end{aligned}$$

Finally, we obtain

$$N_g^2(\beta) = \frac{v^2 \rho}{C_{11}} \sin^2 \beta + \frac{v^2 \rho}{C_{33}} \cos^2 \beta. \quad (8)$$

In the next section, we will discuss about the connection between the acoustic group index and the effective metric experienced by sound in the nematics.

B. Geometric aspects

We intent to study the paths followed by the extraordinary ray. This can be achieved by applying Fermat's principle [23], for which the path followed by sound between points A and B is the one that minimizes the integral

$$F = \int_A^B N_g(\beta) dl, \quad (9)$$

where l is the arc length of the path. As pointed out by Joets and Ribotta [24] for light inside an anisotropic crystal, the use of Fermat's principle to determine sound paths is equivalent to calculating the null geodesics of a manifold with line element $d\Sigma^2 = \sum_{i,j} g_{ij} dx^i dx^j$, where this null geodesic is the curve that minimizes the integral

$$\int_A^B d\Sigma. \quad (10)$$

The mathematical resemblance of the two previous ideas in the application of (9) and (10) suggests one to make the identification

$$N_g^2(\beta)dl^2 = \sum_{i,j} g_{ij}dx^i dx^j = d\Sigma^2, \quad (11)$$

where dl^2 is recognized as the Euclidean line element. Still according to Joets and Ribotta, the resulting space is a Finslerian one. However, due to the symmetry of the liquid crystal molecules and the spatial configuration of the director \hat{n} in the applications where this metric approach will be applied, the Riemannian geometry is enough to describe the sound propagation [25, 26].

Thus, substituting (11) in (3), we found the general expression of the line element experienced by the sound wave in cylindrical coordinates

$$ds^2 = -c^2 dt^2 + N_g^2(\beta) (dr^2 + r^2 d\theta^2 + dz^2) \quad (12)$$

and the covariant components of the acoustic metric related to the line element (12) are

$$\mathbf{g} = \begin{pmatrix} -c^2 & 0 & 0 & 0 \\ 0 & N_g^2(\beta) & 0 & 0 \\ 0 & 0 & r^2 N_g^2(\beta) & 0 \\ 0 & 0 & 0 & N_g^2(\beta) \end{pmatrix}. \quad (13)$$

Form the standpoint of sound, an anisotropic medium can thus be mimicked by an effective gravitational field. As for light, the WKB (or short wavelength) approximation enables to identify sound paths to the null geodesics of the effective metric \mathbf{g} . In pseudo-Riemannian geometry [2, 4, 27], the curve that minimizes the line element ds^2 is obtained from the geodesic equation

$$\frac{d^2 x^\mu}{d\tau^2} + \Gamma_{\nu\sigma}^\mu \frac{dx^\nu}{d\tau} \frac{dx^\sigma}{d\tau} = 0, \quad (14)$$

with τ a parameter along the geodesic and $\Gamma_{\nu\sigma}^\mu$ the components of the Riemannian connection

$$\Gamma_{\nu\sigma}^\mu = \frac{1}{2} g^{\mu\xi} \left(\frac{\partial g_{\xi\sigma}}{\partial x^\nu} + \frac{\partial g_{\nu\xi}}{\partial x^\sigma} - \frac{\partial g_{\nu\sigma}}{\partial x^\xi} \right). \quad (15)$$

In the next section, we will apply these equations to study sound propagation near defects occurring in the nematic phase of liquid crystals.

III. APPLICATIONS

A. Sound paths near a defect in nematics

When a liquid crystal transits from the liquid (or isotropic) phase to nematic one, defects (points or lines) can arise spontaneously, causing a reorientation of the director. We will focus on two different topological defects

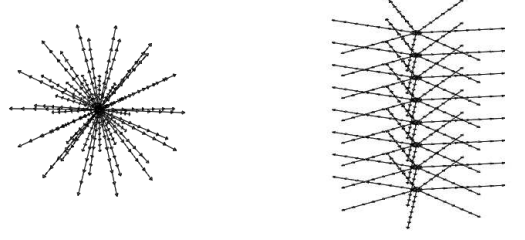


FIG. 1. Hedgehog and ($k = 1, c = 0$)-disclination defects. The arrows represent the director \hat{n} .

of the nematic phase: the punctual defect called *hedgehog*, with director $\hat{n} = \hat{r}$ written in spherical coordinates, and the linear defect called *disclination* with director $\hat{n} = \hat{\rho}$ written in cylindrical coordinates (Fig. 1).

To determine the acoustic metric associated to an hedgehog defect, the strategy is to express $\cos \beta$ and $\sin \beta$ in terms of the laboratory frame coordinates, by the Euclidean line element $dl^2 = dr^2 + r^2 (d\theta^2 + \sin^2 \theta d\phi^2)$, substitute them in (8) and we obtain the g_{ij} 's by (11).

In Frenet-Serret frame [28], the position vector along the sound path $\vec{R} = r\hat{r}$ and the tangent vector $\vec{T}(l)$ are related by

$$\vec{T}(l) = \frac{d\vec{R}}{dl} = \frac{d(r\hat{r})}{dl} = \frac{dr}{dl}\hat{r} + r \frac{d\hat{r}}{dl}. \quad (16)$$

As $\vec{T}(l)$ has the same direction as \vec{v}_g , then

$$\vec{T} \cdot \hat{n} = \cos \beta = \frac{dr}{dl} \equiv \dot{r}. \quad (17)$$

From the modified Euclidean line element

$$1 = \dot{r}^2 + r^2 (\dot{\theta}^2 + \sin^2 \theta \dot{\phi}^2),$$

one identifies

$$\sin \beta = \sqrt{r^2 (\dot{\theta}^2 + \sin^2 \theta \dot{\phi}^2)}. \quad (18)$$

The replacement of (17) and (18) in (8) results in the line element

$$d\Sigma^2 = \frac{\rho v^2}{C_{33}} dr^2 + \frac{\rho v^2}{C_{11}} r^2 (d\theta^2 + \sin^2 \theta d\phi^2),$$

which gives the effective metric for sound in the vicinity of a hedgehog defect. The rescaling of the radial coordinate of this equation by $\tilde{r} \equiv \sqrt{\frac{\rho}{C_{33}}} vr$ produces

$$d\Sigma^2 = d\tilde{r}^2 + b^2 \tilde{r}^2 (d\theta^2 + \sin^2 \theta d\phi^2), \quad (19)$$

where $b^2 \equiv \frac{C_{33}}{C_{11}}$. Therefore sound paths are the geodesics of (19), that is the spatial part of line element of a global

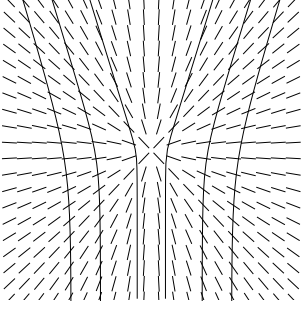


FIG. 2. Sound trajectories on the equatorial plane of a hedgehog in a liquid crystal with $b = 0.9$. This result is similar to sound trajectories on $z = C^{st}$ plane near to a ($k = 1, c = 0$)-disclination lying on the z direction with $b = 0.9$.

monopole [29], and they are depicted on Fig. (2) for $b = 0.9$.

We now study the case of disclinations. These defects are expressed in terms of parameters k and c [7], which are related to director in cylindrical coordinates by

$$\vec{n} = (\cos(k\phi + c), \sin(k\phi + c), 0). \quad (20)$$

Repeating the same procedure as for hedgehog defects, we obtain a generalized effective metric, similar to one found in [26]

$$\begin{aligned} d\Sigma^2 = & \left(\frac{\rho^2}{C_{33}} \cos^2 \alpha + \frac{\rho^2}{C_{11}} \sin^2 \alpha \right) dr^2 \\ & + \left(\frac{\rho^2}{C_{33}} \sin^2 \alpha + \frac{\rho^2}{C_{11}} \cos^2 \alpha \right) r^2 d\phi^2 \\ & - \left[2 \left(\frac{\rho^2}{C_{11}} - \frac{\rho^2}{C_{33}} \right) \sin \alpha \cos \alpha \right] r dr d\phi, \end{aligned} \quad (21)$$

where $\alpha = k\phi + c$. In the case of ($k = 1, c = 0$)-disclination, the geodesics are represented on Fig. 2.

Equations (19) and (21) are examples of effective metrics experienced by the sound close to topological defects in nematic liquid crystals. In the next section, they will serve as basis for calculations beyond the WKB approximation to determine scattering sections.

B. Acoustical diffraction by defects in nematics

The connection between geometric and wave optics is well-known: in the WKB approximation, light rays identify with curves that are tangent at each point to the Poynting vector [22]. Similarly, since the direction of the energy velocity for sound waves defines the direction of the sound rays [21], we use the partial wave method [30] to examine the scattering of sound waves by the previous hedgehog defect and indicate its diffraction pattern (for disclinations, a similar analysis can be found in [31]). Sound plane waves obey d'Alembert's wave equation for scalar fields:

$$\nabla_\mu \nabla^\mu \Phi \equiv \frac{1}{\sqrt{-g}} \partial_\mu (\sqrt{-g} g^{\mu\nu} \partial_\nu \Phi) = 0. \quad (22)$$

Here, we denote by $\partial_\mu \equiv \frac{\partial}{\partial x^\mu}$, $g_{\mu\nu}$ are the components of the metric \mathbf{g} (determinant g) given by eq. (19). We have also used the convention of the repeated indexes for summations. Solutions are the usual harmonic plane waves of the form $\Phi = \Phi(t, r, \theta, \phi) = e^{-i\omega t} \psi(r, \theta, \phi)$, where ω is the wave pulsation.

The spherical symmetry of the problem allow us to write $\psi(r, \theta, \phi) = \psi(r, \theta) = \sum_{l=0}^{\infty} a_l R_l(r) P_l(\cos \theta)$, where $P_l(\cos \theta)$ are the Legendre polynomials of order l and a_l are worthless constants for the partial wave method. Applying $\psi(r, \theta)$ in $\Phi(t, r, \theta, \phi)$ and expanding (22), we obtain the radial equation

$$R_l''(r) + 2 \frac{R_l'(r)}{r} + \left[\omega^2 - \frac{l(l+1)}{b^2 r^2} \right] R_l(r) = 0, \quad (23)$$

where $R_l'(r) \equiv \partial_r R_l(r)$. Solutions to this equation are Bessel functions of the first kind $R_l(r) = J_{n(l)}(r)$, where

$$n(l) = \frac{1}{b} \left[\left(l + \frac{1}{2} \right)^2 - \frac{1-b^2}{4} \right]^{\frac{1}{2}}.$$

When $b = 1$, we recover the flat space and the last equation becomes $l + \frac{1}{2}$. The *phase shift* $\delta_l(b)$ of the scattered wave is

$$\begin{aligned} \delta_l(b) = & \frac{\pi}{2} \left(l + \frac{1}{2} - n(l) \right) \\ = & \frac{\pi}{2} \left(l + \frac{1}{2} - \frac{1}{b} \left[\left(l + \frac{1}{2} \right)^2 - \frac{1-b^2}{4} \right]^{\frac{1}{2}} \right). \end{aligned} \quad (24)$$

The angular distribution of the scattered sound is given by [30] the differential scattering cross section $\sigma(\theta)$

$$\sigma(\theta) \equiv |f(\theta)|^2 = \left| \frac{1}{2i\omega} \sum_l (2l+1) (e^{2i\delta_l} - 1) P_l(\cos \theta) \right|^2, \quad (25)$$

where $f(\theta)$ is called scattering amplitude. The spherical symmetry of the scattering generates an annular diffraction pattern, a ring of sound. The angular location of the maximum of sound is given by eq. (25), as it is shown in Fig. (3).

An analytical expression for the location of the light diffraction ring scattered by a global monopole defect in the real spacetime is found in [32] and a similar one is developed here. The idea is to expand the scattering amplitude about $b^2 \approx 1$

$$f(\theta) = f^{(0)}(\theta) + f^{(1)}(\theta) + \dots, \quad (26)$$

and to analyze the angular behavior of the first two terms. For the phase shift (24), we make $\zeta \equiv l + \frac{1}{2}$ and $a^2 \equiv \frac{1-b^2}{4}$, obtaining

$$\delta_l(b) = \frac{\pi}{2} \left(\zeta - \frac{\zeta}{b} \sqrt{1 - \frac{a^2}{\zeta^2}} \right).$$

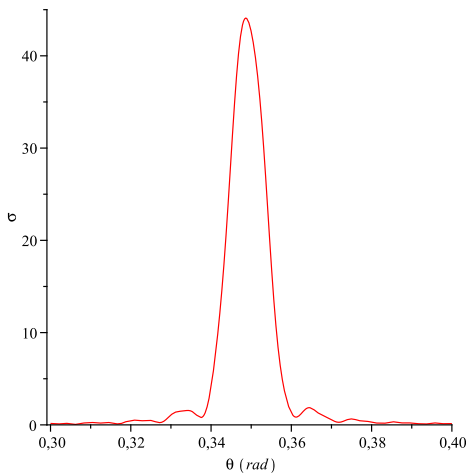


FIG. 3. Differential scattering cross section, eq. (25), for a hedgehog defect with $(b = 0.9, \omega = 1)$ truncated at $l = 600$.

We expand this last equation about $a^2 \approx 0$ (that is equivalent to expand about $b^2 \approx 1$), resulting in

$$\delta_l(b) \approx \frac{\pi}{2} \left[\left(1 - \frac{1}{b}\right) \zeta + \frac{a^2}{2b\zeta} + O(a^4) \right]. \quad (27)$$

Substituting (27) in the scattering amplitude, we obtain the first two terms of the expansion, $f^{(0)}(\theta)$ and $f^{(1)}(\theta)$. They can be written in terms of the generating functions, $h(\theta, \alpha)$, of the Legendre polynomials

$$h(\theta, \alpha) = \sum_{l=0}^{\infty} e^{\pi i \alpha \zeta(l)} P_l(\cos \theta) = \frac{1}{\sqrt{2(\cos \pi \alpha - \cos \theta)}},$$

where $\alpha = 1 - \frac{1}{b}$. The zero-order term, $f^{(0)}(\theta)$, can be written considering the derivative of $h(\theta, \alpha)$

$$f^{(0)}(\theta) = \frac{1}{2\sqrt{2}\omega} \frac{\sin \pi \alpha}{(\cos \pi \alpha - \cos \theta)^{3/2}}, \quad (28)$$

and the first-order term, $f^{(1)}(\theta)$, can be written considering $h(\theta, \alpha)$

$$f^{(1)}(\theta) = \frac{\pi \alpha^2}{2b\omega} \frac{1}{\sqrt{2(\cos \pi \alpha - \cos \theta)}}. \quad (29)$$

The equations (28) and (29) diverge when $\theta = \theta_0 = \pi \alpha$, that is the analytical expression for the angular location of the diffraction ring. For example, when $b = 0.9$, $\theta_0 = \pi(1 - 1/0.9) \approx 0.35$ rad, as indicated by Fig. (3). For $(k = 1, c = 0)$ disclinations, the same result is obtained [31] and they are in agreement with the calculations derived by Grandjean [33].

IV. CONCLUSION AND PERSPECTIVES

We have developed an effective geometry approach to investigate properties of sound propagation inside

anisotropic media such as nematic liquid crystals. In this framework, the influence of each defect is represented by an effective metric: metrics for hedgehogs are similar to those of global monopoles, whereas (k, c) -disclinations have more complex forms. Sound trajectories and diffraction patterns are thus modified by the non-trivial metric. In particular, sound scattering by hedgehog defects is identical to light scattering by a global monopole.

It's interesting to note the relation between the metric approach shown here and Katanaev-Volovich's theory [34]. While Katanaev uses an affine transformation to deform and curve the elastic medium, generating the anisotropic properties, we start from the anisotropic velocity to derive the effective metric.

We could reinterpretate the obtained results by Cosmology's view. Once sound waves can be understood as propagating perturbations in the effective metric generated by the director field $\hat{n}(\vec{r})$, they are analog to gravitational waves propagating in a true gravitational metric generated by a cosmic defect. Thus, the annular diffraction pattern due to defects in a liquid crystal can also be expected for gravitational waves coming on cosmic strings or global monopoles. In other words, the diffraction pattern is a gravitational signature of the presence of cosmic defects, and its properties may help retrieving information about them. Furthermore, considering the weak effects of gravitational waves on possible detectors, we have presented an algebraic result for the angle of the maximum intensity of the scattered gravitational waves. Since the scattered wave on this angle has amplitude greater than incident wave's one, our results indicate the angular position where detectors of gravitational waves must be placed to improve their power of detection. Another possible extension in this way is the possibility to test cosmological mechanisms predicted in the paper of T. Damour and A. Vilenkin [35]: from our analogy, production of sound waves should occur by cusps of disclinations in liquid crystals. If required by the referee, we can insert these comments in our article.

In the language of cohomology [36], the Volterra process for a cosmic string is obtained by a removing of a cylindrical solid angle, whereas the Volterra process of the corresponding antistring is obtained by an addition of a cylindrical solid angle. For example, in nematics, such pair will consist in a $(k = 1, c = 0)$ -disclination, with $b^2 < 1$ in its effective metric, being the analogue for a cosmic string, and a $(k = 1, c = \pi/2)$ -disclination, with $b^2 > 1$ in its effective metric, being the analogue for the anti cosmic string. As it is known, the annihilation of disclinations in nematics, a velocity field is expected near the pairs, keeping the director fixed [37–39]. And, as in the analogue models based in moving fluid where the gradient of velocity field maps the gravitational field [40], we could previsualise the presence of a gravitational field in the vicinity of two annihilating cosmic strings.

Still in cosmology, topological defects such as cosmic strings and global monopoles appear as a result of symmetry breakings during phase transitions occurring while

the early universe cooled down. In the Kibble mechanism [41], the formation of these defects gives rise to emission of gravitational waves. In liquid crystals, defects appear as a result of $SO(3)$ symmetry breaking of the isotropic-nematic transition phase during cooling. Formation of defects also obeys a Kibble mechanism [8, 42]. Therefore, by means of our analogy, we should be able (in principle) to characterize the properties of gravitational waves (such as polarization for example) from the study

of sound waves propagating in nematic liquid crystals.

Future developments of this work concern on the influence of temperature on elastic constants, directors fluctuations (corresponding to fluctuations of the metric itself [43]) and consequently on the sound trajectories and diffractions. Another interesting path should be the possibility of simulating the exterior metric of spherical, uncharged, non-rotating mass, known as Schwarzschild metric [2, 4], for sound rays (as it was proposed for light in [9]).

-
- [1] C. Barceló, S. Liberati, and M. Visser, *Living Rev. Relativity* **8**, 12 (2005).
 - [2] S. Weinberg, *Gravitation and Cosmology: Principles and Applications of the General Theory of Relativity* (John Wiley, New York, 1972).
 - [3] P. M. Alsing, *Am. J. Phys.* **66**, 779 (1998).
 - [4] C. W. Misner, K. S. Thorne, and J. A. Wheeler, *Gravitation* (W. H. Freeman and Company, San Francisco, 1973).
 - [5] M. J. Stephen and J. P. Straley, *Rev. Mod. Phys.* **46**, 617 (1974).
 - [6] P. G. de Gennes and J. Prost, *The Physics of Liquid Crystals*, 2nd ed. (Clarendon Press, Oxford, 1992).
 - [7] M. Kleman and O. D. Lavrentovich, *Soft Matter Physics: an introduction* (Springer-Verlag, New York, 2003).
 - [8] M. J. Bowick, L. Chandar, E. A. Schiff, and A. M. Srivastava, *Science* **263**, 943 (1994).
 - [9] E. R. Pereira and F. Moraes, *Cent. Eur. J. Phys.* **9**, 1100 (2011).
 - [10] O. Kapustina, *J. Acoust. Soc. Am.* **123**, 3279 (2008).
 - [11] K. Miyata, *J. Acoust. Soc. Am.* **128**, 509 (2010).
 - [12] K. Miyano and J. B. Ketterson, *Physical Acoustics*, edited by P. Mason and R. N. Thurston (Academic, London, 1979. 14 v.).
 - [13] M. Horz and P. Haupt, *Continuum Mech. Thermodyn.* **7**, 219 (1995).
 - [14] Y. Wang and R. A. Kline, *J. Acoust. Soc. Am.* **95**, 2525 (1994).
 - [15] A. Virovlyansky, *J. Acoust. Soc. Am.* **113**, 2423 (2003).
 - [16] B. Mi and I. Ume, *J. Acoust. Soc. Am.* **115**, 1565 (2004).
 - [17] E. G. Virga, *Phys. Rev. E* **80**, 031705 (2009).
 - [18] M. Kleman and J. Friedel, *Rev. Mod. Phys.* **80**, 61 (2008).
 - [19] M. E. Mullen, B. Lthi, and M. J. Stephen, *Phys. Rev. Lett.* **28**, 799 (1972).
 - [20] F. I. Fedorov, *Theory of Elastic Waves in Crystals* (Plenum, New York, 1968).
 - [21] D. Royer and E. Dieulesait, *Elastic Waves in Solids I: free and guided propagation* (Spring-Verlag, Berlin, 2000).
 - [22] M. Born and E. Wolf, *Principles of Optics*, 7th ed. (Cambridge University Press, Cambridge, 2005).
 - [23] M. Kline and I. W. Kay, *Electromagnetic Theory and Geometrical Optics* (Interscience Publishers, New York, 1965).
 - [24] A. Joets and R. Ribotta, *Opt. Commun.* **107**, 200 (1994).
 - [25] C. Sátiro and F. Moraes, *Mod. Phys. Lett. A* **20**, 2561 (2005).
 - [26] C. Sátiro and F. Moraes, *Eur. Phys. J. E* **20**, 173 (2006).
 - [27] B. F. Schutz, *A first course in general relativity* (Cambridge University Press, Cambridge, 2004).
 - [28] R. Kamien, *Rev. Mod. Phys.* **74**, 953 (2002).
 - [29] M. Barriola and A. Vilenkin, *Phys. Rev. D* **63**, 341 (1989).
 - [30] C. Cohen-Tannoudji, B. Diu, and F. Lale, *Quantum Mechanics*, Vol. 2 (Wiley-Interscience, New York, 1982. 2 v.).
 - [31] E. Pereira and F. Moraes, *Liq. Crys.* **38**, 295 (2011).
 - [32] P. O. Mazur and J. Papavassiliou, *Phys. Rev. D* **44**, 1317 (1991).
 - [33] F. Grandjean, *Bull. Soc. Fran. Minralogie* **42**, 42 (1919).
 - [34] M. O. Katanaev and I. V. Volovich, *Ann. Phys.* **216**, 1 (1992).
 - [35] T. Damour and A. Vilenkin, *Phys. Rev. Lett.* **85**, 3761 (2000).
 - [36] S. Eilenberg and N. Steenrod, *Foundations of algebraic topology* (Princeton University Press, 1952).
 - [37] D. Svensen and S. Zumer, *Phys. Rev. E* **66**, 021712 (2002).
 - [38] G. Tóth, C. Denniston, and J. Yeomans, *Phys. Rev. Lett.* **88**, 105504 (2002).
 - [39] I. Dierking, M. Ravník, E. Lark, J. Healey, G. P. Alexander, and J. M. Yeomans, *Phys. Rev. Lett.* **85**, 021703 (2012).
 - [40] M. Novello, M. Visser, and G. Volovik, eds., *Artificial Black Holes* (World Scientific, London, 2002).
 - [41] T. Kibble, *J. Phys. A* **9**, 1387 (1976).
 - [42] H. Mukai, P. R. G. Fernandes, B. F. de Oliveira, and G. S. Dias, *Phys. Rev. E* **75**, 061704 (2007).
 - [43] G. Krein, G. Menezes, and N. F. Svaiter, *Phys. Rev. Lett.* **105**, 131301 (2010).