

The gradient flow coupling in the Schrödinger Functional.

Patrick Fritsch^a and Alberto Ramos^b

^a*Humboldt Universität zu Berlin, Institut für Physik, Newtonstr. 15, 12489 Berlin, Germany.*

^b*NIC, DESY Platanenallee 6, 15738 Zeuthen, Germany.*

E-mail: fritsch@physik.hu-berlin.de, alberto.ramos@desy.de

ABSTRACT: We study the perturbative behavior of the Yang-Mills gradient flow in the Schrödinger Functional, both in the continuum and on the lattice. The energy density of the flow field is used to define a running coupling at a scale given by the size of the finite volume box. From our perturbative computation we estimate the size of cutoff effects of this coupling to leading order in perturbation theory. On a set of $N_f = 2$ gauge field ensembles in a physical volume of $L \sim 0.4$ fm we finally demonstrate the suitability of the coupling for a precise continuum limit due to modest cutoff effects and high statistical precision.

KEYWORDS: Lattice Gauge Field Theories, Non-perturbative effects, QCD

Contents

1	Introduction	1
2	Perturbative behavior of the Wilson flow in the SF	3
2.1	Generalities	3
2.2	Continuum	4
2.3	Lattice	6
2.4	Tests	7
3	Definition of the flow coupling	9
4	Non-perturbative tests	11
4.1	Line of constant physics	11
4.2	Numerical results and computing cost	13
4.3	Cutoff effects	15
4.4	Mass dependence	15
5	Conclusions	16
A	Notation	18
B	Heat Kernels	20
B.1	Continuum heat kernels	20
B.2	Discrete heat kernels	21
B.3	Properties	21
C	Propagators	22
D	Adaptive size integrators for the Wilson flow	23

1 Introduction

Finite-volume renormalization schemes have now a long history in lattice field theory (see [1–3] or the pedagogical reviews [4, 5]). Asymptotic freedom tells us that at small distances QCD is well described by perturbation theory, while at large scales QCD is a strongly interacting theory. Instead of trying to accommodate these two scales in a single lattice simulation, the idea of finite-size scaling exploits the size of a finite volume world as renormalization scale. A single lattice simulation covers only a range of scales, but one can match different lattices and adopt a recursive procedure to cover a large range of scales. In this way one can connect the perturbative and non-perturbative regimes of QCD.

Beside a successful application of the finite-size scaling technique in case of pure Yang-Mills theory [1–3], the running coupling [6–10] and quark mass [11–13] have been computed non-perturbatively in QCD with different flavour content by ALPHA and other collaborations. Since the general idea of finite-size scaling is a very powerful tool to solve scale dependent renormalization problems, it is not surprising that it is broadly used also in other strongly interacting theories, even in effective theories such as HQET [14–16]. There has been a growing interest in other than QCD strongly interacting gauge theories, especially in connection with electroweak symmetry breaking and quasi-conformal behavior (see for example [17] and references therein). Finite-size scaling techniques are also a powerful tool to study these systems.

Basically there are two things that are needed to perform the previously sketched program. First one needs to define exactly what is meant by a finite-volume scheme, i.e., one has to specify the boundary conditions of the fields. Second, one needs a non-perturbative definition of the coupling. In principle there are many valid possibilities, but practical considerations have to be taken into account. Good options should allow for an easy evaluation of the coupling constant both in perturbation theory and in a numerical, non-perturbative (lattice) simulation.

The rest of this section is mainly dedicated to explain why we choose the Schrödinger functional (SF) scheme [2] as our finite-volume setup and the Wilson flow for a non-perturbative definition of the coupling [18]. To simplify the following discussion we will argue about a pure $SU(N)$ gauge theory in 4-dimensional Euclidean space-time.

In the Schrödinger functional [2, 19] one embeds the fields in a finite volume box of dimensions $L^3 \times T$. Gauge fields in the SF are periodic in the three spatial directions and have Dirichlet boundary conditions in time direction (i.e. one fixes the value of the gauge fields at $x_0 = 0, T$). The value of the gauge fields at the time boundaries are called boundary fields. One can interpret the partition function of the theory as the probability amplitude of the gauge field to propagate from the boundary value at $x_0 = 0$ to the boundary value at $x_0 = T$. Such a setup has nice properties in perturbation theory. In particular with a smart choice of the boundary fields one can guarantee that there is a unique gauge field configuration (up to gauge transformations) that is a global minimum of the action. This avoids some difficulties with perturbation theory [20–22]. The reader interested in this issue would appreciate the original literature, as well as the nice discussion in [23].

Recently, the gradient flow has been used in different contexts [24–26], but it is the proposal made in [18] to define a renormalized coupling through the gradient flow in non-abelian gauge theories what inspires this work. The gradient flow defines a family of gauge fields parametrized by a continuous flow time t . The flow equation brings the gauge field towards the minimum of the Yang-Mills action, and therefore represents a smoothing process. The key point is that correlation functions of the smoothed gauge field defined at $t > 0$ are automatically finite [27]. One can use the expectation value of the energy density,

$$\langle E(t) \rangle = \frac{1}{4} \langle G_{\mu\nu}(t) G_{\mu\nu}(t) \rangle, \quad (1.1)$$

where $G_{\mu\nu}(t)$ is the field strength of the gauge field at flow time t , to give a non-perturbative

definition of the gauge coupling. This idea was applied to set the scale in lattice simulations [18, 28], to tune anisotropic lattices [29] and more recently in a similar context of this work (finite-size scaling, but using a box with periodic boundary conditions) to compute the step scaling function in $SU(3)$ with four fermions [30].

In this paper we investigate the perturbative behavior of the Wilson flow in the Schrödinger functional. This motivates us to propose a gradient flow coupling

$$\bar{g}_{\text{GF}}^2(L) = \mathcal{N}^{-1} t^2 \langle E(t) \rangle = \bar{g}_{\text{MS}}^2 + \mathcal{O}(\bar{g}_{\text{MS}}^4), \quad (1.2)$$

with a normalization factor \mathcal{N} to be determined later, valid for an arbitrary $SU(N)$ gauge field coupled (or not) to fermions. The coupling depends only on one scale, the size of the finite volume box, and therefore can be used for a finite-size scaling procedure in the same way as the traditional SF coupling.

The paper is organized as follows: in the next section we investigate the perturbative behavior of $\langle E(t) \rangle$ in the SF, both in the continuum and on the lattice. Section 3 uses this information to define the gradient flow coupling in the SF, and to discuss some practical issues: cutoff effects, boundary fields and fermions. In section 4 we investigate this coupling numerically on a set of lattices in a physical volume of $L \sim 0.4$ fm and finally conclude in section 5. Details needed for the computation have been summarized in form of appendices: a summary with some useful notation A, heat kernels B, propagators in the SF C and finally some practical details on how to integrate the Wilson flow in numerical simulations D.

2 Perturbative behavior of the Wilson flow in the SF

We would like to start this section by recalling the original proposal of using the Wilson flow and the energy density as a definition for a coupling in gauge theories [18]. Later it will become clear what role the SF setup plays.

2.1 Generalities

By considering the gauge fields to be functions of an extra flow time t , not to be confused with Euclidean time, denoted x_0 , the Wilson flow is defined by the non-linear equation

$$\frac{dB_\mu(x, t)}{dt} = D_\nu G_{\nu\mu}(x, t), \quad B_\mu(x, 0) = A_\mu(x), \quad (2.1)$$

where

$$G_{\mu\nu} = \partial_\mu B_\nu - \partial_\nu B_\mu + [B_\mu, B_\nu]. \quad (2.2)$$

Due to $D_\nu G_{\nu\mu} \sim -\frac{\delta S_{YM}[B]}{\delta B_\mu}$ gauge fields along the flow become smoother, eventually reaching a local minimum of the Yang Mills action: the flow smooths the fields over a region of radius $\sqrt{8t}$. The somewhat surprising result of [18, 27] is that correlation functions made of this smooth field have a well-defined continuum limit. In particular the energy density in $SU(N)$ Yang-Mills theory in infinite volume has the perturbative behavior

$$\langle E(t) \rangle = \frac{1}{4} \langle G_{\mu\nu} G_{\mu\nu} \rangle = \frac{3(N^2 - 1) \bar{g}_{\text{MS}}^2}{128\pi^2 t^2} (1 + c_1 \bar{g}_{\text{MS}}^2 + \mathcal{O}(\bar{g}_{\text{MS}}^4)), \quad (2.3)$$

where c_1 is a numerical constant and \bar{g}_{MS} is the renormalized coupling in the MS scheme. Therefore one can define a running coupling constant $\alpha(\mu)$ at scale $\mu = 1/\sqrt{8t}$ from

$$t^2 \langle E(t) \rangle = \frac{3(N^2 - 1)}{32\pi} \alpha(\mu) [1 + c'_1 \alpha(\mu) + \mathcal{O}(\alpha^2)]. \quad (2.4)$$

These expressions are valid in infinite volume. What about the Schrödinger Functional? The computation is completely analogous, but we have to impose the correct boundary conditions to the gauge fields. As we have mentioned in the SF gauge fields are embedded in a box of dimensions $L^3 \times T$. They are periodic in the three spatial directions and have either Dirichlet or Neumann boundary conditions in the time direction. We are going to work exclusively with zero boundary fields, which means

$$B_\mu(x + \hat{k}L, t) = B_\mu(x, t), \quad (2.5)$$

$$B_k(x, t)|_{x_0=0, T} = 0, \quad (2.6)$$

$$\partial_0 B_0(x, t)|_{x_0=0, T} = 0. \quad (2.7)$$

The flow equation (2.1) has to be solved maintaining these boundary conditions at all flow times t . To apply the idea of finite-size scaling, as has previously been done in [23] in a periodic box, one simply has to run the renormalization scale with the size of the finite volume box given by L via

$$\mu = \frac{1}{\sqrt{8t}} = \frac{1}{cL}. \quad (2.8)$$

Here c is a dimensionless constant that represents the fraction of the smoothing range over the total size of the box. In this way the flow coupling will not depend on any scale other than L . The renormalization scheme will depend on the values of c , $\rho = T/L$ and¹ x_0

$$\bar{g}_{\text{GF}}^2(L) = \mathcal{N}^{-1}(c, \rho, x_0/T) t^2 \langle E(t, x_0) \rangle \Big|_{t=c^2 L^2/8}, \quad (2.9)$$

where $\mathcal{N}^{-1}(c, \rho, x_0)$ will be computed in the next section in order to ensure

$$\bar{g}_{\text{GF}}^2 = g_0^2 + \mathcal{O}(g_0^4). \quad (2.10)$$

2.2 Continuum

Our computation follows the lines of [27]. By using a flow time dependent gauge transformation, the Wilson flow equation can be casted into the form

$$\frac{dB_\mu}{dt} = D_\nu G_{\nu\mu} + D_\mu \partial_\nu B_\nu. \quad (2.11)$$

After rescaling the gauge potential with the bare coupling $A_\mu \rightarrow g_0 A_\mu$, the flow becomes a function of the coupling

$$B_\mu(x, t) = \sum_n B_{\mu,n}(x, t) g_0^n. \quad (2.12)$$

¹Note that in the SF the boundary conditions break the invariance under time translations. Therefore $\langle E(t, x_0) \rangle$ will depend explicitly on x_0 .

Inserting this expression in the flow equation, we find that to leading order in g_0 the flow equation is just the heat equation:

$$\frac{dB_{\mu,1}(x,t)}{dt} = \partial_\nu^2 B_{\mu,1}(x,t), \quad (2.13)$$

i.e., to leading order the Wilson flow is the heat flow. The heat equation can be solved by using the heat kernels

$$B_{k,1}(\mathbf{x}, x_0, t) = \int_0^L d^3 \mathbf{x}' \int_0^T dx'_0 \prod_{i=1}^3 K^P(x_i, x'_i, t) K^D(x_0, x'_0, t) A_k(\mathbf{x}', x'_0), \quad (2.14)$$

$$B_{0,1}(\mathbf{x}, x_0, t) = \int_0^L d^3 \mathbf{x}' \int_0^T dx'_0 \prod_{i=1}^3 K^P(x_i, x'_i, t) K^N(x_0, x'_0, t) A_0(\mathbf{x}', x'_0). \quad (2.15)$$

Since the boundary conditions of the field $B_{\mu,1}(\mathbf{x}, x_0, t)$ are inherited from the boundary conditions of the heat kernels, we have to choose them with correct boundary conditions. In particular

$$K^P(x, x', t) = \frac{1}{L} \sum_p e^{-p^2 t} e^{ip(x-x')}, \quad \left(p = \frac{2\pi n}{L} \right) \quad (2.16)$$

is the one-dimensional heat kernel with periodic boundary conditions on $[0, L]$. $K^D(x, x', t)$ and $K^N(x, x', t)$ have Dirichlet and Neumann boundary conditions respectively on the interval $[0, T]$. See appendix B for explicit expressions and more details.

Our observable, the energy density $\langle E(t, x_0) \rangle$, has an expansion in powers of g_0 . The leading contribution is given by

$$\mathcal{E}_0(t, x_0) = \frac{g_0^2}{2} \langle \partial_\mu B_{\nu,1}^a \partial_\mu B_{\nu,1}^a - \partial_\mu B_{\nu,1}^a \partial_\nu B_{\mu,1}^a \rangle. \quad (2.17)$$

We are going to split the computation in two parts, one involving only the spatial components of $G_{\mu\nu}$, and the other involving the mixed time-space components of $G_{\mu\nu}$

$$\mathcal{E}_0^s(t, x_0) = \frac{g_0^2}{2} \langle \partial_i B_{k,1}^a \partial_i B_{k,1}^a - \partial_i B_{k,1}^a \partial_k B_{i,1}^a \rangle, \quad (2.18)$$

$$\mathcal{E}_0^m(t, x_0) = \frac{g_0^2}{2} \langle \partial_0 B_{k,1}^a \partial_0 B_{k,1}^a - \partial_0 B_{k,1}^a \partial_k B_{0,1}^a \rangle. \quad (2.19)$$

By expanding the gauge field

$$A_\mu(x) = \frac{1}{L^3} \sum_{\mathbf{p}} e^{i\mathbf{p}\cdot\mathbf{x}} \tilde{A}_\mu(\mathbf{p}, x_0) \quad (2.20)$$

and inserting the heat kernels with appropriate boundary conditions in (2.17) we obtain

$$\begin{aligned} \mathcal{E}_0^s(t, x_0) &= -\frac{g_0^2}{2L^6} \sum_{\mathbf{p}\mathbf{q}} e^{-t(\mathbf{p}^2+\mathbf{q}^2)} e^{i(\mathbf{p}+\mathbf{q})\cdot\mathbf{x}} \int_0^T dx'_0 dy'_0 K^D(x_0, x'_0, t) K^D(x_0, y'_0, t) \\ &\times \left[p_i q_i \langle \tilde{A}_k^a(\mathbf{p}, x'_0) \tilde{A}_k^a(\mathbf{q}, y'_0) \rangle - p_i q_k \langle \tilde{A}_i^a(\mathbf{p}, x'_0) \tilde{A}_k^a(\mathbf{q}, y'_0) \rangle \right]. \end{aligned} \quad (2.21)$$

The final result is obtained inserting the SF gluon propagator [31, 32], that in the Feynman gauge reads (for additional details see appendix C)

$$\langle \tilde{A}_i^a(\mathbf{p}, x_0) \tilde{A}_k^b(\mathbf{q}, y_0) \rangle = L^3 \delta_{ab} \delta_{ik} \delta_{\mathbf{p}, -\mathbf{q}} \frac{1}{T} \sum_{p_0} \frac{s_{p_0}(x_0) s_{p_0}(y_0)}{\mathbf{p}^2 + \left(\frac{p_0}{2}\right)^2}. \quad (2.22)$$

To shorten notation we use

$$s_{p_0}(x) = \sin\left(\frac{p_0 x}{2}\right), \quad (2.23)$$

$$c_{p_0}(x) = \cos\left(\frac{p_0 x}{2}\right), \quad p_0 = \frac{2\pi n_0}{T}. \quad (2.24)$$

After some algebraic work one arrives at the expression

$$t^2 \mathcal{E}_0^s(t, x_0) \Big|_{t=c^2 L^2/8} = \frac{c^4 (N^2 - 1) g_0^2}{64\rho} \sum_{\mathbf{n}, n_0} e^{-c^2 \pi^2 (\mathbf{n}^2 + \frac{1}{4\rho^2} n_0^2)} \frac{\mathbf{n}^2}{\mathbf{n}^2 + \frac{1}{4\rho^2} n_0^2} s_{n_0}^2(x_0) \quad (2.25)$$

and a very similar computation leads to

$$t^2 \mathcal{E}_0^m(t, x_0) \Big|_{t=c^2 L^2/8} = \frac{c^4 (N^2 - 1) g_0^2}{128\rho} \sum_{\mathbf{n}, n_0} e^{-c^2 \pi^2 (\mathbf{n}^2 + \frac{1}{4\rho^2} n_0^2)} \frac{\mathbf{n}^2 + \frac{3}{4\rho^2} n_0^2}{\mathbf{n}^2 + \frac{1}{4\rho^2} n_0^2} c_{n_0}^2(x_0). \quad (2.26)$$

2.3 Lattice

On the lattice one defines the Wilson flow as

$$a^2 \partial_t V_\mu(x, t) = -g_0^2 \{T^a \partial_{x,\mu}^a S_w(V)\} V_\mu(x, t), \quad V_\mu(x, 0) = U_\mu(x), \quad (2.27)$$

where $V_\mu(x, t)$ are the lattice links associated with the flow field $B_\mu(x, t)$, $U_\mu(x)$ those associated with the initial gauge field $A_\mu(x)$, and S_w is the Wilson action. If $f(U_\mu(x))$ is an arbitrary function of the link variable $U_\mu(x)$, its Lie-algebra valued derivative $\partial_{x,\mu}^a$ is defined as

$$\partial_{x,\mu}^a f(U_\mu(x)) = \frac{df(e^{T^a} U_\mu(x))}{d\epsilon}. \quad (2.28)$$

To first order in g_0 and after a flow time dependent gauge transformation, the lattice flow equation reads

$$\partial_t B_{\mu,1}(x, t) = \hat{\partial}_\nu \hat{\partial}_\nu^* B_{\mu,1}(x, t) \quad (2.29)$$

where $\hat{\partial}$ and $\hat{\partial}^*$ are the usual forward/backward finite differences (see appendix A). Now we have to solve a special type of heat equation in which the Laplacian is substituted by a discrete version, but the flow time remains a continuous variable. The strategy is very similar: We find the fundamental solutions of this equation, i.e., the discrete heat kernels given in appendix B, and write

$$B_{\mu,1}(\mathbf{x}, x_0, t) = \sum_{\mathbf{x}'=0}^{L-1} \sum_{x'_0=0}^T \prod_{i=1}^3 \hat{K}^P(x_i, x'_i, t) \hat{K}^{D,N}(x_0, x'_0, t) A_\mu(\mathbf{x}', x'_0). \quad (2.30)$$

Then we have to insert this in our lattice observable $\langle E \rangle$. We use the clover definition for $G_{\mu\nu}$ that to leading order in g_0 reads

$$G_{\mu\nu} = \frac{g_0}{2} \tilde{\partial}_\mu [B_{\nu,1}(x) + B_{\nu,1}(x - \hat{\nu})] - \frac{g_0}{2} \tilde{\partial}_\nu [B_{\mu,1}(x) + B_{\mu,1}(x - \hat{\mu})] + \mathcal{O}(g_0^2), \quad (2.31)$$

where $\tilde{\partial}_\mu = \frac{1}{2}(\hat{\partial}_\mu + \hat{\partial}_\mu^*)$. On the lattice the gauge field is expanded as finite sum over all lattice momenta according to

$$A_k(x) = \frac{1}{L^3} \sum_{\mathbf{p}} e^{i\mathbf{p}\cdot\mathbf{x}} e^{iap_k/2} \tilde{A}_k(\mathbf{p}, x_0), \quad (2.32)$$

$$A_0(x) = \frac{1}{L^3} \sum_{\mathbf{p}} e^{i\mathbf{p}\cdot\mathbf{x}} \tilde{A}_0(\mathbf{p}, x_0), \quad (2.33)$$

and the computation is completed by using the lattice gluon propagator

$$\langle \tilde{A}_i^a(\mathbf{p}, x_0) \tilde{A}_k^b(\mathbf{q}, y_0) \rangle = L^3 \delta_{ab} \delta_{ik} \delta_{\mathbf{p}, -\mathbf{q}} \frac{1}{T} \sum_{p_0} \frac{\hat{s}_{p_0}(x_0) \hat{s}_{p_0}(y_0)}{\hat{\mathbf{p}}^2 + \check{p}_0^2}. \quad (2.34)$$

In appendix A we give the definition of the lattice momenta \hat{p} , \check{p} , \mathring{p} and the functions $\hat{s}_p(x)$, $\hat{c}_p(x)$. For the spatial part of the contribution to the energy density we arrive at

$$t^2 \hat{\mathcal{E}}_0^s(t, x_0) \Big|_{t=c^2 L^2/8} = \frac{(N^2 - 1)c^4 g_0^2}{128\rho} \sum_{\mathbf{p}, p_0} e^{-\frac{L^2 c^2}{4}(\hat{\mathbf{p}}^2 + \check{p}_0^2)} \times \frac{\hat{\mathbf{p}}^2 \cos^2(ap_i/2) - (\check{p}_i \cos(ap_i/2))^2}{\hat{\mathbf{p}}^2 + \check{p}_0^2} \hat{s}_{p_0}^2(x_0) \quad (2.35)$$

while for the mixed part we obtain

$$t^2 \hat{\mathcal{E}}_0^m(t, x_0) \Big|_{t=c^2 L^2/8} = \frac{(N^2 - 1)c^4 g_0^2}{128\rho} \sum_{\mathbf{p}, p_0} e^{-\frac{L^2 c^2}{4}(\hat{\mathbf{p}}^2 + \check{p}_0^2)} \times \frac{\mathring{\mathbf{p}}^2 \cos^2(ap_0/4) + \frac{1}{4}\hat{p}_0^2 \cos^2(ap_i/2)}{\hat{\mathbf{p}}^2 + \check{p}_0^2} \hat{c}_{p_0}^2(x_0 - a/2). \quad (2.36)$$

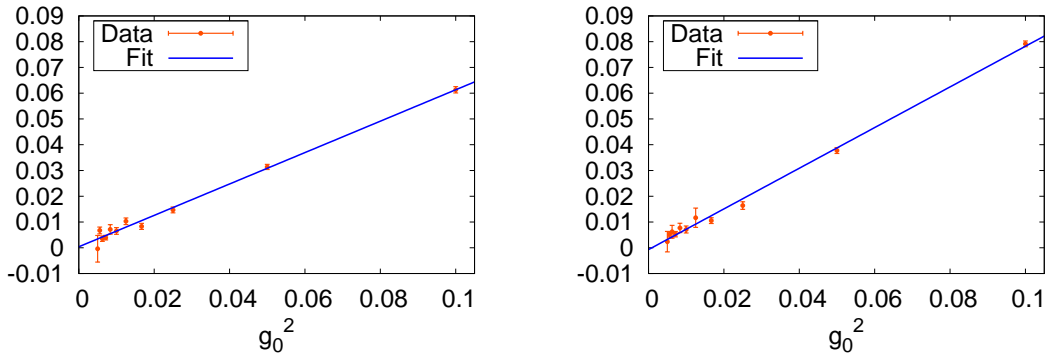
2.4 Tests

There are several tests that can be performed to check the previous computations. Let us first concentrate on the continuum computation. At fixed t , the infinite volume limit $L \rightarrow \infty$ (with ρ kept constant) is taken through $c \rightarrow 0$. For this case the continuum expression transforms into an integral via

$$\mathbf{cn} \longrightarrow \mathbf{p}, \quad \frac{c}{\rho} k \longrightarrow p_0, \quad \frac{c^4}{\rho} \sum_{\mathbf{n}, k} \longrightarrow \int d^4 p,$$

and we obtain

$$\begin{aligned} \lim_{c \rightarrow 0} [t^2 \mathcal{E}_0^s(t, T/2) + t^2 \mathcal{E}_0^m(t, T/2)] &= \frac{g_0^2(N^2 - 1)}{128} \int d^4 p e^{-\pi^2(\mathbf{p}^2 + p_0^2)} \frac{2\mathbf{p}^2 + \mathbf{p} + 3p_0^2}{\mathbf{p}^2 + p_0^2} \\ &= \frac{3g_0^2(N^2 - 1)}{128\pi^2} \end{aligned} \quad (2.37)$$



(a) $c = 0.3$ and $x_0/a = 6$.

(b) $c = 0.4$ and $x_0/a = 4$.

Figure 1: Two examples of the perturbative prediction versus a large β pure gauge simulation. The fit to a linear behavior in g_0^2 intercepts at zero with a precision of about 10^{-4} .

thus recovering the infinite volume result of [27].

Another rather obvious check is that one should recover the continuum result from the lattice expression in the limit $a/L \rightarrow 0$. This can be easily checked by noting that the sums (2.35) and (2.36) are dominated by terms with small lattice momenta $ap_\mu \rightarrow 0$.

Finally we have performed some simulations with the `openQCD` code [33] at small values of the bare coupling in a pure $SU(3)$ gauge theory. Using a $8^3 \times 7$ lattice and varying the value of the bare coupling ($\beta = 60, 120, 240, 360, 480, 600, 720, 840, 960, 1080, 1200$) we compare the analytical lattice prediction and the numerical results after collecting 10000 measurements of the gradient flow coupling for each value of β . We use the clover definition for $G_{\mu\nu}$ to compute the value of

$$t^2 \langle E(t, x_0) \rangle |_{t=c^2 L^2/8}. \quad (2.38)$$

The lattice computation of

$$t^2 \hat{\mathcal{E}}_0(t, x_0) = t^2 \left[\hat{\mathcal{E}}_0^s(t, x_0) + \hat{\mathcal{E}}_0^m(t, x_0) \right] \quad (2.39)$$

can be checked in the following way: plotting

$$\frac{\langle E(t, x_0) \rangle - \hat{\mathcal{E}}_0(t, x_0)}{\hat{\mathcal{E}}_0(t, x_0)} \Big|_{t=c^2 L^2/8} = \mathcal{O}(g_0^2) \quad (2.40)$$

versus g_0^2 one expects a linear behavior with zero intercept for all values of c and x_0 . A couple of typical cases are shown in the figure 1, while table 1 shows the results of the χ^2/dof of the fits and the intercepts for all values of c and x_0 .

All intercepts are of the order 10^{-4} and compatible with zero within errors. The difference in $\hat{\mathcal{E}}_0(c, x_0)$ for different values of c , x_0 or between the continuum and the lattice result varies between 5% and 10%. We note that this last test is highly non-trivial since it is done for arbitrary x_0 at $\rho \neq 1$ on a small lattice where finite-size effects tend to be larger.

c	$x_0 = 1$	$x_0 = 2$	$x_0 = 3$	$x_0 = 4$	$x_0 = 5$	$x_0 = 6$	
0.3	1.77	1.53	1.31	1.68	2.10	1.70	χ^2/ndof
	5(7)	-2(5)	-6(5)	-8(5)	-4(6)	4(6)	Intercept $\times 10^4$
0.4	1.37	0.98	0.89	1.35	1.34	0.91	χ^2/ndof
	0(1)	0(7)	-4(5)	-7(6)	-3(8)	5(8)	Intercept $\times 10^4$

Table 1: Parameters of the fits to the large β simulations. All the fits have a good quality and the intercepts are zero within errors, with uncertainties of the order of 10^{-4} .

3 Definition of the flow coupling

Using our continuum result

$$\begin{aligned} \mathcal{N}(c, \rho, x_0/T) &= \frac{c^4(N^2 - 1)}{128\rho} \sum_{\mathbf{n}, n_0} e^{-c^2\pi^2(\mathbf{n}^2 + \frac{1}{4\rho^2}n_0^2)} \\ &\times \frac{2\mathbf{n}^2 s_{n_0}^2(x_0) + (\mathbf{n}^2 + \frac{3}{4\rho^2}n_0^2)c_{n_0}^2(x_0)}{\mathbf{n}^2 + \frac{1}{4\rho^2}n_0^2} \end{aligned} \quad (3.1)$$

we define the gradient flow coupling for non-abelian gauge theories in the SF by means of

$$\bar{g}_{\text{GF}}^2(L) = [\mathcal{N}^{-1}(c, \rho, x_0/T) \cdot t^2 \langle E(t, x_0) \rangle]_{t=c^2 L^2/8} . \quad (3.2)$$

This definition of the coupling is valid if the gauge field is coupled to fermions in arbitrary representations. As the reader may have noticed the scheme that defines the coupling depends not only on the quantities c, ρ, x_0 , but also on the value of the fermionic phase angle and the background field. In the simulations of the Schrödinger functional it is customary to include a phase angle θ in the fermionic spatial boundary conditions. In principle different values of θ are different schemes, although we have observed in some practical situations that the difference of the gradient flow coupling between $\theta = 0$ and $\theta = 0.5$ is below the 2%.

Up to now we have worked exclusively with zero background fields, but the generalization to other values is straightforward. It only requires the modification of the heat kernels to preserve the value of the boundary fields and a modified form of the propagator [32]. Nevertheless common wisdom suggests that cutoff effects are reduced for zero background field, therefore we prefer to work in this scheme. In this case the definition of the coupling is also symmetric about $x_0 = T/2$ and we choose that value to minimize boundary effects. Also choosing $\rho = T/L = 1$ seems reasonable and leaves us with a one-parameter family of couplings, parametrized by the smoothing ratio c .

By comparing the lattice and continuum behavior of the energy density as a function of c we can compute the leading order size of cutoff effects in the gradient flow coupling. As the reader can see in figure 2, the cutoff effects are large for small values of c , reach a minimum around $c \sim 0.5$ and then grow again. We recall that with $c = 0.5$ the smoothing radius is equal to $L/2$, and therefore one is effectively smoothing over all the lattice. For

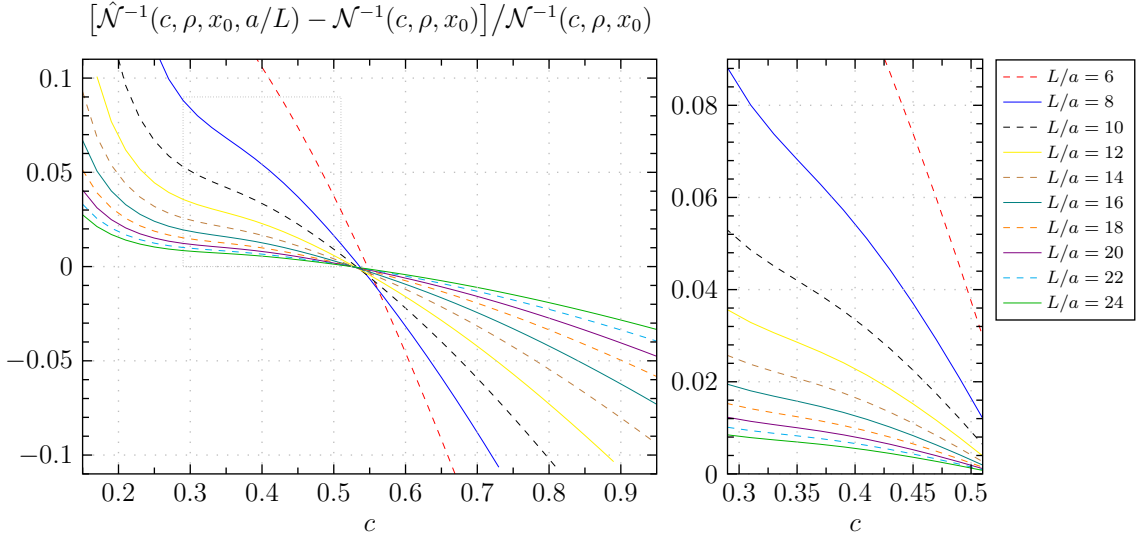


Figure 2: Leading order relative cutoff effects of the gradient flow coupling as a function of the smoothing ratio c for different L/a at $\rho = 1$ and $x_0 = T/2$.

$c = 0.3$ cutoff effects are smaller than 10% for a lattice of size $L/a \geq 8$, while for $c = 0.4$ even the $L/a = 6$ lattice has cutoff effects of about 10%.

This figure suggests using $c = 0.5$ as a preferred scheme, but later, when lattice simulations enter into the game, we will see that the statistical errors of the coupling also grows with c , and therefore in practice it is better to stay with $c \in [0.3, 0.5]$, probably depending on the particular case, but this is the subject of the next section.

We would also like to comment that if one is performing numerical simulations with the Wilson gauge action, one can benefit from smaller cutoff effects by using the lattice prediction to normalize the coupling. Defining

$$\hat{\mathcal{N}}(c, \rho, x_0/T, a/L) = \frac{(N^2 - 1)c^4}{128\rho} \sum_{\mathbf{p}, p_0} e^{-\frac{L^2 c^2}{4}(\hat{\mathbf{p}}^2 + \tilde{p}_0^2)} \left\{ \frac{\hat{\mathbf{p}}^2 \cos^2(ap_i/2) - (\tilde{p}_i \cos(ap_i/2))^2}{\hat{\mathbf{p}}^2 + \tilde{p}_0^2} \hat{s}_{p_0}^2(x_0) + \frac{\hat{\mathbf{p}}^2 \cos^2(ap_0/4) + \frac{1}{4}\tilde{p}_0^2 \cos^2(ap_i/2)}{\hat{\mathbf{p}}^2 + \tilde{p}_0^2} \hat{c}_{p_0}(x_0 - a/2) \right\} \quad (3.3)$$

the coupling would be given by

$$\bar{g}_{\text{GF}}^2(L) = \left[\hat{\mathcal{N}}^{-1}(c, \rho, x_0/T, a/L) \cdot t^2 \langle E(t, x_0) \rangle \right]_{t=c^2 L^2/8} . \quad (3.4)$$

Obviously both definitions of the coupling differ only by cutoff effects.

We finally want to mention that it is possible to define analogous couplings by using only the spatial components $\langle G_{ik}(t)G_{ik}(t) \rangle$. In a lattice simulation one stays further away from the boundaries by not including plaquettes with links in the time direction. This may result in smaller cutoff effects, although this point needs further investigations.

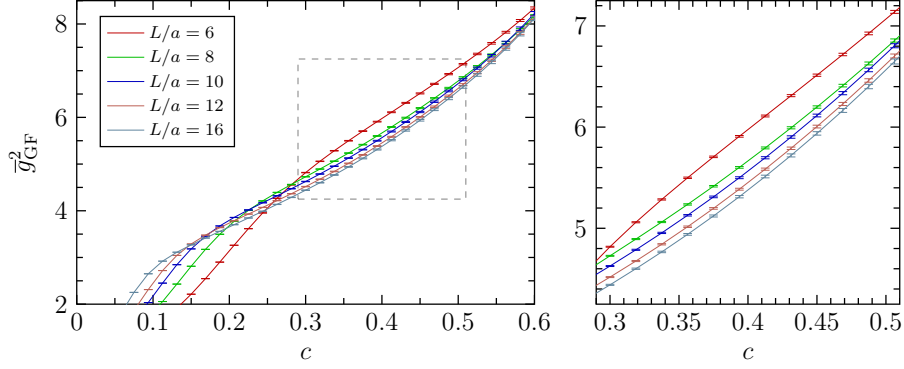


Figure 3: The gradient flow coupling as function of the flow time through $c(t) = \sqrt{8t}/L$ for our lattices $L_1/a = 6, 8, 10, 12, 16$ defined by a line of constant physics as described in the text. The right plot is a zoom of the dashed box in the left plot. The uncertainties are barely visible at this scale.

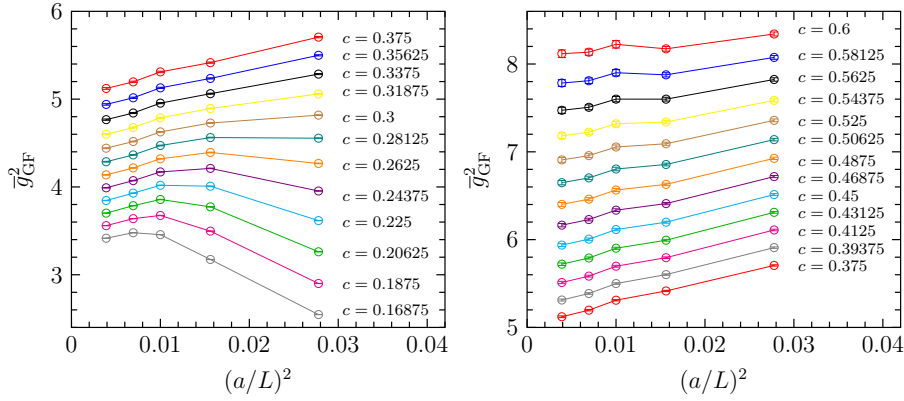


Figure 4: A global view on the gradient flow coupling results for all five ensembles and $c \geq c_{\min} = \max(\{a/L\})$. The connecting lines are drawn to guide the eye along results at constant smoothing ratio with values given in the plot.

4 Non-perturbative tests

In this section we would like to analyze the gradient flow coupling numerically. We want to estimate both the size of cutoff effects and the numerical cost of evaluating the new gradient flow coupling. The main result of this section is that both quantities depend on the particular scheme via the parameter c . When c is increased cutoff effects decrease, but the numerical cost increases. We find that the window of values $c \in [0.3, 0.5]$ allows a very precise determination with a mild continuum extrapolation.

4.1 Line of constant physics

As framework for our tests we choose a set of $N_f = 2$ Schrödinger functional simulations at a line of constant physics as given through

$$\bar{g}_{\text{SF}}^2(L_1) \equiv u = 4.484 \quad \text{and} \quad m(L_1) = 0, \quad (4.1)$$

where \bar{g}_{SF}^2 is the traditional SF coupling and m the renormalized PCAC mass. From reference [34] we know that the physical volume is roughly $L_1 \sim 0.4 \text{ fm}$. The available five different ensembles are lattices with $L/a \in \{6, 8, 10, 12, 16\}$ at $T = L$ with vanishing boundary gauge fields and a fermionic phase angle $\theta = 0.5$. Each ensemble consists of at least 8000 configurations separated by $\tau_{\text{meas}} = 10$ molecular dynamic units (MDU). We refer the reader to the appendices in [35] for any unexplained detail concerning the physics and run parameters.

We would like to measure the value of the gradient flow coupling in these ensembles. Since they have been tuned to have constant SF coupling, equivalent to constant volume in the continuum, we define the function

$$\Omega(u; c, a/L) = \left[\hat{\mathcal{N}}^{-1}(c, 1, 1/2, a/L) \cdot t^2 \langle E(t, T/2) \rangle \right]_{t=c^2 L^2/8}^{u=4.484, m_{\text{sea}}=0, \theta=0.5} \quad (4.2)$$

that at fixed c has the gradient flow coupling as continuum limit

$$\bar{g}_{\text{GF}}^2(L) = \omega(u; c) \equiv \lim_{a/L \rightarrow 0} \Omega(u; c, a/L). \quad (4.3)$$

We will also use some ensembles with larger lattices ($L_1/a = 24, 32, 40$) but lower statistics. These have been defined by a slightly different line of constant physics:

$$\bar{g}_{\text{SF}}^2(L_1/2) \equiv \tilde{u} = 2.989 \quad \text{and} \quad m(L_1/2) = 0, \quad (4.4)$$

that is, at a fixed SF coupling corresponding to half the scale L_1 . Both LCP's are related through the step scaling function in two-flavour QCD [8],

$$\bar{g}_{\text{SF}}^2(L_1) = \sigma(2.989) = 4.484(48), \quad (4.5)$$

and thus differ only by cutoff effects. The statistics for this second set of ensembles is smaller (~ 800 measurements). For these additional lattices we define a function similar to Ω according to

$$\tilde{\Omega}(u; c, a/L) = \left[\hat{\mathcal{N}}^{-1}(c, 1, 1/2, a/L) \cdot t^2 \langle E(t, T/2) \rangle \right]_{t=c^2 L^2/8}^{u=\sigma(\tilde{u}), m_{\text{sea}}=0, \theta=0.5}, \quad (4.6)$$

that also has the same continuum limit.

All ensembles have been tuned to have constant SF coupling only with some statistical accuracy. This propagates into an uncertainty in the determination of the functions $\Omega(u; c, a/L)$ and $\tilde{\Omega}(u; c, a/L)$. This error can be estimated by simple propagation of errors, for example applied to $\Omega(u; c, a/L)$ we have

$$\delta\Omega(u; c, a/L) = \left| \frac{\partial\Omega}{\partial u} \right| \delta u. \quad (4.7)$$

To evaluate this uncertainty we use another ensemble (labeled 12* in table 2) with a slightly different value of β but also tuned to have vanishing quark mass. By evaluating both the SF coupling and Ω on this ensemble we can numerically estimate the derivative in equation (4.7)². This source of error in fact dominates the error budget of $\Omega(u; c, a/L)$, which anticipates that the new coupling is numerically more precise.

²For $c = 0.3, 0.4, 0.5$ we obtain $(\partial\Omega/\partial u) = 0.7, 1.1, 1.5$ respectively.

L/a	6	8	10	12	16	12*
β	5.2638	5.4689	5.6190	5.7580	5.9631	5.8120
κ_{sea}	0.135985	0.136700	0.136785	0.136623	0.136422	0.136617
N_{meas}	12160	8320	8192	8280	8460	2392
$\bar{g}_{\text{SF}}^2(L_1)$	4.423(75)	4.473(83)	4.49(10)	4.501(91)	4.40(10)	4.218(49)
$\Omega(u; 0.3, a/L)$	4.818(55)	4.728(61)	4.627(73)	4.518(67)	4.441(74)	–
\bar{g}_{GF}^2	4.8178(46)	4.7278(46)	4.6269(47)	4.5176(47)	4.4410(53)	4.310(8)
τ_{int}	0.57(2)	0.51(2)	0.62(3)	0.66(3)	0.92(6)	0.67(6)
$R_{\text{NS}} \times 10^3$	0.95(2)	0.97(2)	1.02(3)	1.04(3)	1.20(4)	–
$\Omega(u; 0.4, a/L)$	6.009(80)	5.699(88)	5.60(11)	5.484(96)	5.41(11)	–
\bar{g}_{GF}^2	6.0090(86)	5.6985(86)	5.5976(97)	5.4837(97)	5.410(12)	5.182(16)
τ_{int}	0.55(2)	0.52(2)	0.70(4)	0.76(4)	1.24(9)	0.73(7)
$R_{\text{NS}} \times 10^3$	1.43(3)	1.51(4)	1.73(5)	1.77(5)	2.23(9)	–
$\Omega(u; 0.5, a/L)$	7.11(12)	6.82(13)	6.76(15)	6.66(14)	6.60(15)	–
\bar{g}_{GF}^2	7.106(14)	6.817(15)	6.761(19)	6.658(19)	6.602(24)	6.223(29)
τ_{int}	0.54(2)	0.57(2)	0.82(5)	0.89(5)	1.49(12)	0.82(9)
$R_{\text{NS}} \times 10^3$	1.97(4)	2.26(5)	2.85(9)	2.81(9)	3.6(2)	–

Table 2: Lattice run parameters (see [35] for more details) and results for the gradient flow coupling at smoothing ratio $c \in \{0.3, 0.4, 0.5\}$. Errors are computed using the Γ -method [36]. We show the values of the gradient flow coupling $\bar{g}_{\text{GF}}^2(L_1)$ and of the function $\Omega(u; c, a/L)$. Furthermore, we quote the integrated auto-correlation time τ_{int} of $\bar{g}_{\text{GF}}^2(L_1)$, estimated in units of the measurement frequency $\tau_{\text{meas}} = 10$ MDU (which is the same for each lattice), and the noise-to-signal ratio R_{NS} . The lattice labeled 12* is used to estimate $(\partial\Omega/\partial u)$.

4.2 Numerical results and computing cost

Figure 3 shows the gradient flow coupling as a function of c for the different ensembles. For $c \in [0.3, 0.5]$ we observe a monotonous behavior of \bar{g}_{GF}^2 with a/L . As figure 4 shows this seems to be the scaling region of the gradient flow coupling for lattices with $L/a > 8$, and therefore this is the region in which we will focus from now on.

In figure 5 we present the noise-to-signal ratio

$$R_{\text{NS}} = \frac{\Delta \bar{g}_{\text{GF}}^2}{\bar{g}_{\text{GF}}^2} \quad (4.8)$$

as obtained in our analysis as function of c for the individual lattices. We observe that the noise-to-signal ratio increases with increasing c (see table 2). Although our statistics does not allow us to draw definite conclusions, we observe a behavior compatible with a power-like scaling of R_{NS} with c . The behavior seems to be universal and independent of a/L in contrast to the traditional SF coupling, that has a divergent variance when approaching the continuum [37]. The product $\sqrt{N_{\text{meas}}} R_{\text{NS}}$ can directly be translated in the cost of obtaining the new gradient flow coupling with some precision. 8000 measurements are

L/a	24	32	40
β	6.2483	6.4574	6.6380
κ_{sea}	0.1359104	0.1355210	0.1351923
N_{meas}	632	800	850
τ_{meas}	10 MDU	10 MDU	4 MDU
$\bar{g}_{\text{SF}}^2(L_1/2)$	2.989(30)	2.989(35)	2.989(43)
$\tilde{\Omega}(u; 0.3, a/L)$	4.405(45)	4.402(53)	4.335(71)
\bar{g}_{GF}^2	4.405(28)	4.402(40)	4.335(62)
$\tau_{\text{int}}/\tau_{\text{meas}}$	2.0(5)	3.9(1.2)	12(5)
$\tilde{\Omega}(u; 0.4, a/L)$	5.39(8)	5.46(12)	5.34(16)
\bar{g}_{GF}^2	5.39(6)	5.46(11)	5.34(15)
$\tau_{\text{int}}/\tau_{\text{meas}}$	2.5(7)	6.1(2.1)	19(9)
$\tilde{\Omega}(u; 0.5, a/L)$	6.64(14)	6.87(25)	6.67(30)
\bar{g}_{GF}^2	6.62(12)	6.87(24)	6.67(29)
$\tau_{\text{int}}/\tau_{\text{meas}}$	2.9(9)	7.4(2.8)	21(10)

Table 3: Same as table 2 but for the second line of constant physics, eq. (4.4).

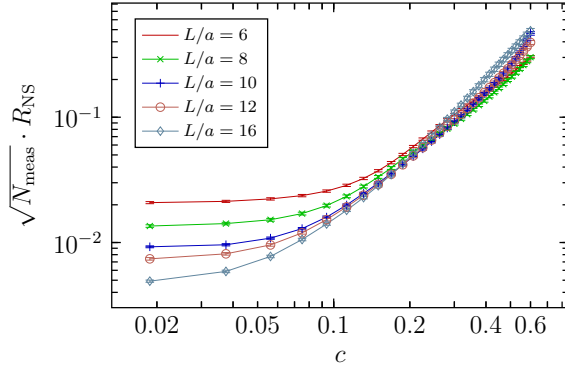


Figure 5: Numerical cost of evaluating the gradient flow coupling. In the plot we show $\sqrt{N_{\text{meas}}}R_{\text{NS}}$ as a function of c . For the interesting values of $c \geq 0.3$ there seem to be a power law scaling roughly universal for all values of L/a .

enough to achieve a precision of 0.1% for $c = 0.3$, while for $c = 0.5$ the precision decreases to 0.35%.

In figure 6 we plot the integrated auto-correlation time τ_{int} for the different ensembles. The lattices $L/a = 6, 8$ have $\tau_{\text{int}} \sim 0.5$ which means that the available configurations are too far separated in Monte Carlo simulation time to detect any auto-correlations in the chain. The $L/a = 10, 12, 16$ lattices show a clear increase of auto-correlations with increasing L/a . As can be inferred from figure 6 this increase is compatible with a scaling $\sim 1/a^2$ towards the continuum. This is much in accordance with the conjecture of [38, 39] for the scaling behaviour of the HMC algorithm in an interacting theory, since we do not expect non-zero topological charge sectors to contribute significantly at this small physical volume.

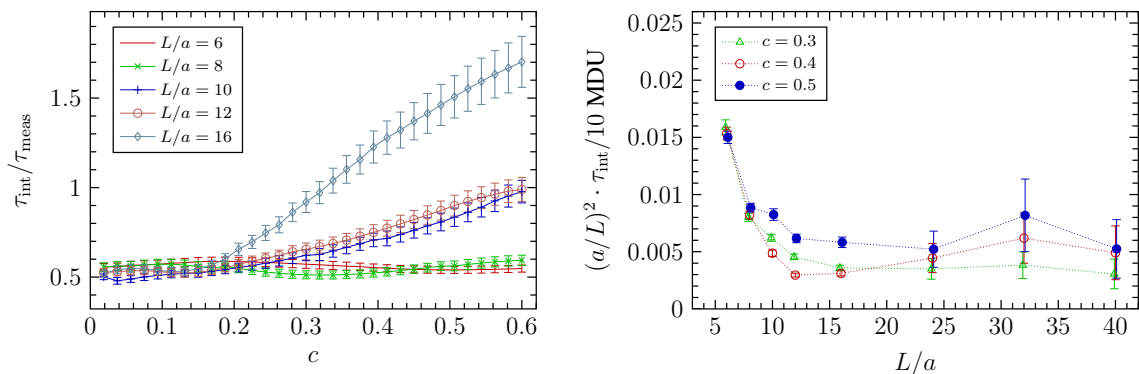


Figure 6: (Left) Integrated auto-correlation time as a function of c for the lattices $L/a = 6, 8, 10, 12, 16$. (Right) $(a/L)^2 \tau_{\text{int}}$ as a function of L/a for three representative cases $c = 0.3, 0.4, 0.5$ and all lattices up to $L/a = 40$.

4.3 Cutoff effects

For the continuum approach of the function $\Omega(u; c, a/L)$ (and also of $\tilde{\Omega}(u; c, a/L)$) we observe a behaviour dominated by a linear scaling in $(a/L)^2$. Hence, we choose

$$\Omega(u; c, a/L) = \omega(u; c) \{1 + A(u; c) \cdot (a/L)^2\} \quad (4.9)$$

as fit ansatz to extract the continuum limit $\omega(u; c) = \bar{g}_{\text{GF}}^2(L)$ and the leading cutoff effects $A(u; c)$. Figure 7 shows examples of these extrapolations for three representative cases $c = \{0.3, 0.4, 0.5\}$. We observe that cutoff effects decrease with increasing c . Quantitatively this can be estimated by looking at the relative size of cutoff effects through the ratio

$$R(u; c; a/L) = \frac{\Omega(u; c, a/L) - \omega(u; c)}{\omega(u; c)}, \quad (4.10)$$

that decreases by a factor 2 when c is increased from 0.3 to 0.5 (see figure 7).

Since in general cutoff effects of the SF step scaling function are very small, and given the fact that cutoff effects of $\Omega(u; c, a/L)$ change with c , we think that the cutoff effects in $\Omega(u; c, a/L)$ and $\tilde{\Omega}(u; c, a/L)$ are dominated by the lattice spacing dependence of the new gradient flow coupling. Therefore we expect both functions to show roughly the same scaling behavior. Although the points corresponding to $\tilde{\Omega}(u; c, a/L)$ have not been used for the previous continuum extrapolations, we have added the points to the plots in figure 7. The data fits well into the expected scaling behavior.

Summarizing figure 7 and table 2 we can say that when c is increased from $c = 0.3$ to $c = 0.5$ the relative cutoff effects decrease by about a factor of 2. We remember from previous sections that this decrease of cutoff effects comes at the expense of an increased relative statistical error (about three times larger when going from $c = 0.3$ to $c = 0.5$).

4.4 Mass dependence

Last but not least we have studied the mass dependence of the gradient flow coupling \bar{g}_{GF}^2 as it was done for \bar{g}_{SF}^2 in [35]. For this purpose we have generated an ensemble with $L/a = 8$

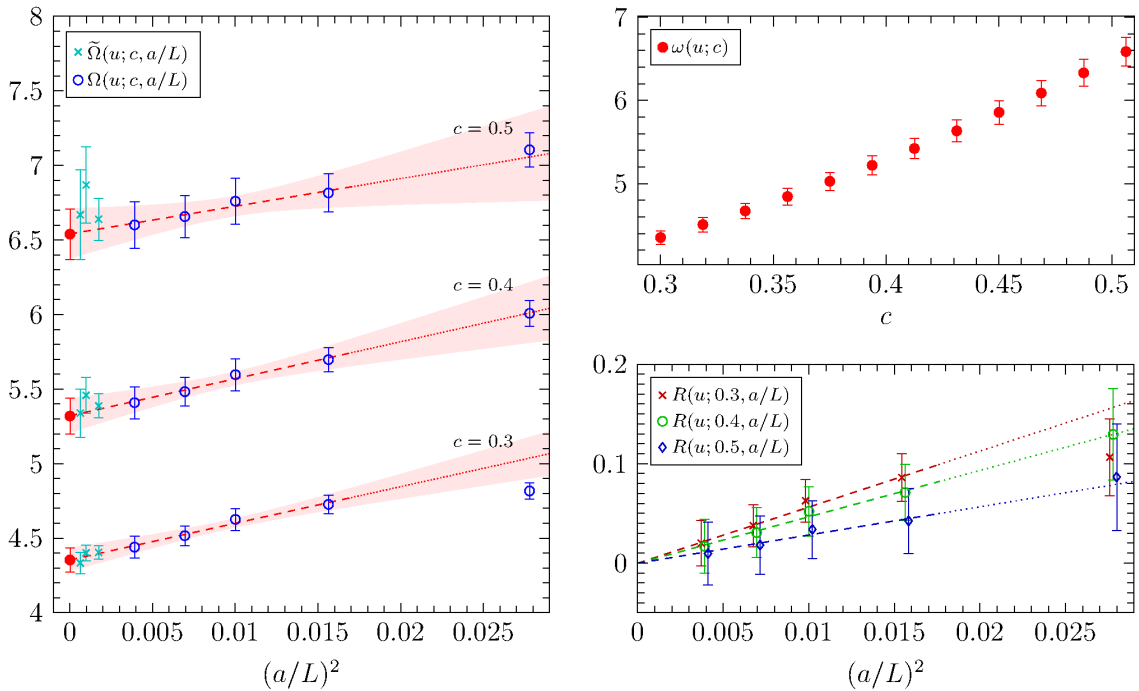


Figure 7: (Left) Continuum extrapolations of $\Omega(u; c, a/L)$ for three different values of $c = 0.3, 0.4, 0.5$. Only the lattices with $L/a = 8, 10, 12, 16$ are used for the fit, but the $L/a = 6$ lattice as well as the larger lattices $L/a = 24, 32, 40$ are in the plot. (Top right) The value of the gradient flow coupling in the continuum as a function of c . (Bottom right) Relative size of the continuum extrapolation for the three representative cases $c = 0.3, 0.4, 0.5$.

at the same value of the bare coupling as the available one, but with a non-zero quark mass. Actually the bare parameters of the simulation correspond to the lattice labeled as 8^* in [35], and the interested reader is encouraged to consult the original work for more details. Defining the dimensionless PCAC quark mass $z = Lm$, we obtain

$$\left. \frac{\partial \bar{g}_{\text{GF}}^2}{\partial z} \right|_{u=4.484} = \begin{cases} 0.19(7) & \text{for } c = 0.3 \\ 0.17(9) & \text{for } c = 0.4 \end{cases}, \quad (4.11)$$

to be compared to the corresponding value of 1.4(4) for the Schrödinger functional coupling. The mass dependence of the gradient flow coupling as defined in the present paper is smaller by an order of magnitude.

5 Conclusions

The gradient flow can be used to define a renormalized coupling at a scale $\mu = 1/\sqrt{8t}$. In this work we have studied the perturbative behavior of the gradient flow in the Schrödinger functional. By setting the renormalization scale proportional to the linear size of the SF box, $\mu = 1/\sqrt{8t} = 1/cL$, we have defined a family of running coupling constants valid for an arbitrary $SU(N)$ gauge field coupled to arbitrary fermions. Since this coupling definition

does not depend on any scale but the finite volume, it can be used for finite-size scaling purposes.

The coupling constant can be defined for different values of the background field in the SF. Since one expects cutoff effects to be smaller for the case of vanishing background field this is the case that we have studied in more detail. From our perturbative analysis we have been able to study the size of cutoff effects to leading order. Cutoff effects tend to be relatively large for either small or large values of c , but very mild for $c \in [0.3, 0.5]$. As an example for $c = 0.3$ the difference between the coupling in a $L/a = 8$ lattice and the continuum is around 10%, while for $c = 0.5$ the difference between the continuum and the value in an $L/a = 6$ lattice is below 4%.

We have analyzed a total of five ensembles tuned to have a constant SF coupling in a physical volume of $L \sim 0.4$ fm. The cutoff effects observed in the gradient flow coupling on these ensembles shows a similar overall behavior as expected from earlier perturbative considerations. Therefore, we conclude that the gradient flow coupling has mild cutoff effects if c is chosen wisely even for small lattices.

We have analyzed the numerical cost of evaluating the gradient flow coupling, and see that it increases with c . Nevertheless it can be computed very precisely with a modest numerical effort. For $c = 0.3$ we find that roughly 8000 measurements are enough to obtain a precision of 0.1% even in our larger lattice $L/a = 16$, while for the worst analyzed case at $c = 0.5$ this precision drops to the still very good figure of about 0.35%.

What is the most convenient scheme? From a practical point of view there is no need to settle this discussion – and thus the unique definition of the scheme – immediately since one measures the gradient flow coupling at different values of c in any case while integrating the Wilson flow. Probably the optimal choice will depend on the particular problem.

In summary we conclude that the gradient flow coupling in the SF has several practical advantages. It is valid for arbitrary $SU(N)$ gauge fields coupled to fermions in any representation, having the universal two loop beta function. It has mild cutoff effects and can be cheaply evaluated numerically with high precision. It has a very small dependence on quark masses and is naturally defined with vanishing background field, avoiding the generation of new ensembles just to compute the running coupling.

We think that the computation of the next order in the perturbative behavior of the gradient flow coupling in the SF is very interesting, in particular in connection to the determination of the Lambda parameter. This computation can also shed some light on an optimal value of c for the matching between different schemes. There are many applications for this new coupling, but we are particularly interested in using it to compute the step scaling function of QCD. We believe that this can be achieved with a very high accuracy with a modest computational effort.

Acknowledgments

In particular, the authors would like to thank R. Sommer for suggesting us (with immense patience) to look into this very interesting problem and also for guiding us in the steps of this work.

We have profited from the generosity of many individuals who have provided us with code for several purposes. We thank M. Lüscher for making available a code to integrate the flow equations numerically, to H. Simma for the invaluable help in adapting the code to our needs, and finally to M. Marinkovic (SF-HMC) and the openQCD team (M. Lüscher, S. Schaefer and J. Bulava for implementing SF boundary conditions) for their very useful codes that we have used at different stages of this project to generate new ensembles.

A. R. also wants to thank A. Gonzalez-Arroyo, S. Sint, U. Wolff and F. Virota for the many illuminating discussions concerning the role of the boundary conditions, the SF and the Wilson flow. Thanks, guys!

This work is supported by the Deutsche Forschungsgemeinschaft in the SFB/TR 09 and the John von Neumann institute for computing. Our numerical computations were performed on the PAX cluster at DESY, Zeuthen.

A Notation

Momenta are always defined to be

$$p_i = \frac{2\pi n_i}{L} \quad (\text{A.1})$$

for the periodic, spatial directions and

$$p_0 = \frac{2\pi n_0}{T} \quad (\text{A.2})$$

in the time direction (x_0). In the continuum sum over momenta are abbreviated by

$$\sum_p = \sum_{n=-\infty}^{\infty}, \quad \text{with } p = \frac{2\pi n}{L} \text{ or } p = \frac{2\pi n}{T} \quad (\text{A.3})$$

while in the lattice we have finite sums

$$\sum_{p_i} = \sum_{n_i=-L/2a}^{L/2a-1}, \quad \text{with } p_i = \frac{2\pi n_i}{L}, \quad (\text{A.4})$$

$$\sum_{p_0} = \sum_{n_0=-T/a}^{T/a-1}, \quad \text{with } p_0 = \frac{2\pi n_0}{T}. \quad (\text{A.5})$$

If we impose Dirichlet/Neumann boundary conditions on the interval $x_0 \in [0, T]$

$$f(x_0)|_{x_0=0,T} = 0 \quad \text{Dirichlet}, \quad (\text{A.6})$$

$$\partial_{x_0} f(x_0)|_{x_0=0,T} = 0 \quad \text{Neumann}, \quad (\text{A.7})$$

the Laplacian has eigenfunctions and eigenvalues given by

$$s_{p_0}(x_0) = \sin(p_0 x_0/2) = \sin\left(\frac{\pi n_0 x_0}{T}\right), \quad (\text{A.8})$$

$$c_{p_0}(x_0) = \cos(p_0 x_0/2) = \cos\left(\frac{\pi n_0 x_0}{T}\right), \quad (\text{A.9})$$

respectively. The corresponding eigenvalues are given through

$$\partial_{x_0}^2 s_{p_0}(x_0) = -\left(\frac{p_0}{2}\right)^2 s_{p_0}(x_0), \quad (\text{A.10})$$

$$\partial_{x_0}^2 c_{p_0}(x_0) = -\left(\frac{p_0}{2}\right)^2 c_{p_0}(x_0), \quad (\text{A.11})$$

and these functions obey the completeness relations

$$\frac{1}{2T} \sum_p s_p(x) s_p(x') = \delta_{xx'}, \quad (\text{A.12})$$

$$\frac{1}{2T} \sum_p c_p(x) c_p(x') = \delta_{xx'}, \quad (\text{A.13})$$

$$\frac{1}{2T} \int_0^T dx s_p(x) s_q(x) = \frac{1}{2} (\delta_{pq} - \delta_{p,-q}), \quad (\text{A.14})$$

$$\frac{1}{2T} \int_0^T dx c_p(x) c_q(x) = \frac{1}{2} (\delta_{pq} + \delta_{p,-q}). \quad (\text{A.15})$$

On the lattice derivatives are substituted by finite differences

$$\hat{\partial}_x f(x) = \frac{1}{a} (f(x+a) - f(x)), \quad (\text{A.16})$$

$$\hat{\partial}_x^* f(x) = \frac{1}{a} (f(x) - f(x-a)), \quad (\text{A.17})$$

and defining the family of lattice momenta

$$\hat{p}_\mu = \frac{2}{a} \sin\left(a\frac{p_\mu}{2}\right), \quad \check{p}_\mu = \frac{1}{a} \sin(ap_\mu), \quad \check{p}'_\mu = \frac{2}{a} \sin\left(a\frac{p_\mu}{4}\right), \quad (\text{A.18})$$

the discrete Laplacian $\hat{\partial}_x \hat{\partial}_x^*$ has eigenvalues/eigenfunctions with periodic boundary conditions

$$\hat{\partial} \hat{\partial}^* e^{ipx} = -\hat{p}^2 e^{ipx}, \quad (\text{A.19})$$

where $p = 2\pi n/L$. With Dirichlet/Neumann boundary conditions one has

$$\hat{\partial} \hat{\partial}^* \hat{s}_p(x) = -\hat{p}^2 \hat{s}_p(x) \quad \text{Dirichlet}, \quad (\text{A.20})$$

$$\hat{\partial} \hat{\partial}^* \hat{c}_p(x) = -\hat{p}^2 \hat{c}_p(x) \quad \text{Neumann}, \quad (\text{A.21})$$

where now

$$\hat{s}_p(x) = \sin\left(\frac{px}{2}\right), \quad (\text{A.22})$$

$$\hat{c}_p(x) = \cos\left[\frac{p(x+a/2)}{2}\right], \quad (\text{A.23})$$

satisfy similar completeness relations

$$\frac{1}{2T} \sum_p \hat{s}_p(x) \hat{s}_p(x') = \delta_{xx'} , \quad (\text{A.24})$$

$$\frac{1}{2T} \sum_{x=0}^{T-1} \hat{s}_p(x) \hat{s}_q(x) = \frac{1}{2} (\delta_{pq} - \delta_{p,-q}) , \quad (\text{A.25})$$

$$\frac{1}{2T} \sum_p \hat{c}_p(x) \hat{c}_p(x') = \delta_{xx'} , \quad (\text{A.26})$$

$$\frac{1}{2T} \sum_{x=0}^{T-1} \hat{c}_p(x) \hat{c}_q(x) = \frac{1}{2} (\delta_{pq} + \delta_{p,-q}) . \quad (\text{A.27})$$

B Heat Kernels

Here we will review some known properties of heat kernels. The interested reader will like to read appendix C of [40], with more information of heat kernels and the SF.

B.1 Continuum heat kernels

Heat kernels are fundamental solutions (i.e. a solution that is a delta source at $t = 0$) to the heat equation, that in one dimension reads

$$\frac{\partial}{\partial t} f(x, t) = \frac{\partial^2}{\partial x^2} f(x, t) . \quad (\text{B.1})$$

To obtain a solution to a given problem one has to choose appropriate boundary conditions. In the case of Euclidean space the heat kernel is well known to be

$$K(x, x', t) = (4\pi t)^{-1/2} \exp \left[-\frac{(x - x')^2}{4t} \right] . \quad (\text{B.2})$$

Since the heat equation is a linear equation one can construct heat kernels with different boundary conditions with a linear combinations of the heat kernel in Euclidean space. In particular

$$K^P(x, x', t) = (4\pi t)^{-1/2} \sum_{n=-\infty}^{\infty} \exp \left[-\frac{(x - x' + nL)^2}{4t} \right] \quad (\text{B.3})$$

is, by construction, both a solution to the heat equation and is periodic in x with period L . Therefore it corresponds to the heat kernel in \mathbb{S}^1 . Following a similar reasoning it is easy to see that

$$K^D(x, x', t) = (4\pi t)^{-1/2} \sum_{n=-\infty}^{\infty} \left\{ \exp \left(-\frac{(x - x' + 2nT)^2}{4t} \right) - \exp \left(-\frac{(x + x' + 2nT)^2}{4t} \right) \right\} \quad (\text{B.4})$$

and

$$K^N(x, x', t) = (4\pi t)^{-1/2} \sum_{n=-\infty}^{\infty} \left\{ \exp \left(-\frac{(x - x' + 2nT)^2}{4t} \right) + \exp \left(-\frac{(x + x' + 2nT)^2}{4t} \right) \right\} \quad (\text{B.5})$$

are heat kernels with Dirichlet and Neumann boundary conditions on the interval $[0, T]$ respectively. It is worth mentioning that, via the Jacobi imaginary transformation, the periodic heat kernel is nothing more than the third Jacobi theta function³

$$K^P(x, x', t) = \frac{1}{L} \vartheta_3 \left(\frac{\pi}{L}(x - x') \middle| i \frac{4\pi}{L^2} t \right) = \frac{1}{L} \sum_{n=-\infty}^{\infty} e^{-\left(\frac{2\pi n}{L}\right)^2 t} e^{\frac{2i\pi n}{L}(x-x')}. \quad (\text{B.6})$$

This last expression, that can also be obtained using Poisson summation formula, turns out to be convenient for our computations.

B.2 Discrete heat kernels

When performing computations of the Wilson flow on the lattice we find a type of heat equation in which the time variable is continuous but the Laplacian is substituted by a discrete version

$$\partial_t f(x, t) = \hat{\partial}_x \hat{\partial}_x^* f(x, t) \quad (\text{B.7})$$

Taking appropriate boundary conditions into account, we call fundamental solutions of this equation discrete heat kernels. The most easy way to construct them is by noting that one can formally write

$$\hat{K} = \exp \left\{ t \hat{\partial}_x \hat{\partial}_x^* \right\} \quad (\text{B.8})$$

and now the task of finding the heat kernels is reduced to finding eigenvalues/eigenfunctions of the discrete Laplacian with the correct boundary conditions. By recalling the notions of appendix A one can immediately write

$$\hat{K}^P(x, x', t) = \frac{1}{L} \sum_p e^{-\tilde{p}^2 t} e^{ip(x-x')}, \quad (\text{B.9})$$

$$\hat{K}^D(x, x', t) = \frac{1}{T} \sum_p e^{-\tilde{p}^2 t} \hat{s}_p(x) \hat{s}_p(x'), \quad (\text{B.10})$$

$$\hat{K}^N(x, x', t) = \frac{1}{T} \sum_p e^{-\tilde{p}^2 t} \hat{c}_p(x) \hat{c}_p(x'). \quad (\text{B.11})$$

B.3 Properties

The following properties are straightforward, but fundamental to easily reproduce our results:

$$\int_0^L dx' K^P(x, x', t) e^{ipx'} = e^{-p^2 t} e^{ipx}, \quad (\text{B.12})$$

$$\int_0^T dx' K^D(x, x', t) s_p(x') = e^{-\left(\frac{p}{2}\right)^2 t} s_p(x), \quad (\text{B.13})$$

$$\int_0^T dx' \frac{\partial K^D(x, x', t)}{\partial x} c_p(x') = ip e^{-\left(\frac{p}{2}\right)^2 t} c_p(x), \quad (\text{B.14})$$

$$\int_0^T dx' K^N(x, x', t) c_p(x') = e^{-\left(\frac{p}{2}\right)^2 t} c_p(x). \quad (\text{B.15})$$

³A standard reference with the same conventions used here is [41]

These relations have discrete analogons

$$\sum_{x'=0}^{L-1} \hat{K}^P(x, x', t) e^{ipx'} = e^{-\hat{p}^2 t} e^{ipx}, \quad (\text{B.16})$$

$$\sum_{x'=0}^T \hat{K}^D(x, x', t) \hat{s}_p(x') = e^{-\hat{p}^2 t} \hat{s}_p(x), \quad (\text{B.17})$$

$$\sum_{x'=0}^T \frac{\partial \hat{K}^D(x, x', t)}{\partial x} c_p(x') = i\hat{p} \cos(ap/2) e^{-\hat{p}^2 t} c_p(x), \quad (\text{B.18})$$

$$\sum_{x'=0}^T \hat{K}^N(x, x', t) c_p(x') = e^{-\hat{p}^2 t} c_p(x). \quad (\text{B.19})$$

Finally we note that the construction of heat kernels in more than one dimension is done simply by multiplying one-dimensional heat kernels. For example

$$\hat{K}_{\text{SF}}(x, x', t) = \prod_{i=1}^3 \hat{K}^P(x_i, x'_i, t) \hat{K}^D(x_0, x'_0, t) \quad (\text{B.20})$$

is a 4-dimensional heat kernel with periodic b.c. in the three space dimensions and Dirichlet b.c. in the time dimension.

C Propagators

In the SF the free gluon propagator on the lattice is defined as

$$\langle \tilde{A}_\mu^a(\mathbf{p}, x_0) \tilde{A}_\nu^b(\mathbf{q}, y_0) \rangle = L^3 \delta_{ab} \delta_{\mathbf{p}, -\mathbf{q}} D_{\mu\nu}(\mathbf{p}, x_0, y_0) \quad (\text{C.1})$$

and in the Feynman gauge given by

$$D_{ik}(\mathbf{p}, x_0, y_0) = \delta_{ik} d(\mathbf{p}, x_0, y_0), \quad (\text{C.2})$$

$$D_{0k}(\mathbf{p}, x_0, y_0) = D_{k0}(\mathbf{p}, x_0, y_0) = 0, \quad (\text{C.3})$$

$$D_{00}(\mathbf{p}, x_0, y_0) = n(\mathbf{p}, x_0, y_0). \quad (\text{C.4})$$

The functions $d(\mathbf{p}, x_0, y_0)$ and $n(\mathbf{p}, x_0, y_0)$ are defined as

$$d(\mathbf{p}, x_0, y_0) = \frac{1}{T} \sum_{p_0} \frac{\hat{s}_{p_0}(x_0) \hat{s}_{p_0}(y_0)}{\hat{\mathbf{p}}^2 + \check{p}_0^2}, \quad (\text{C.5})$$

$$n(\mathbf{p}, x_0, y_0) = \frac{1}{T} \sum_{p_0} \frac{\hat{c}_{p_0}(x_0) \hat{c}_{p_0}(y_0)}{\hat{\mathbf{p}}^2 + \check{p}_0^2} \quad (\mathbf{p} \neq 0). \quad (\text{C.6})$$

The reader interested in the explicit form of the propagator for different background fields, or in different gauges, should consult the original references [31, 32]

To obtain the propagator in the continuum it is enough to take the continuum limit of the previous expressions, that simply amounts to taking out the hats, and making the sums run through all integers.

D Adaptive size integrators for the Wilson flow

On the lattice the flow equation has the form

$$a^2 \frac{dV_\mu(x, t)}{dt} = Z(V) V_\mu(x, t). \quad (\text{D.1})$$

Following the advice in [27], we use the third order Runge-Kutta scheme given by

$$W_0 = V_\mu(x, t), \quad (\text{D.2})$$

$$W_1 = \exp \left\{ \frac{1}{4} Z_0 \right\} W_0, \quad (\text{D.3})$$

$$W_2 = \exp \left\{ \frac{8}{9} Z_1 - \frac{17}{36} Z_0 \right\} W_1, \quad (\text{D.4})$$

$$V_\mu(x, t + a^2 \epsilon) = \exp \left\{ \frac{3}{4} Z_2 - \frac{8}{9} Z_1 + \frac{17}{36} Z_0 \right\} W_2, \quad (\text{D.5})$$

where

$$Z_i = \epsilon Z(W_i). \quad (\text{D.6})$$

We simply want to point out that with one extra computation, one can get a second estimate of $V_\mu(x, t + a^2 \epsilon)$

$$V'_\mu(x, t + a^2 \epsilon) = \exp \{-Z_0 + 2Z_1\} W_2. \quad (\text{D.7})$$

This last scheme is of second order, as the reader can easily check. Given two $N \times N$ complex matrices A, B , one can define a *distance* between them as follows

$$\text{dist}(A, B) = \frac{1}{N^2} \sqrt{\sum_{i,j} |A_{ij} - B_{ij}|^2}. \quad (\text{D.8})$$

This distance can be used to estimate the error made *by the lower order integrator*

$$d = \max_{x, \mu} \left\{ \text{dist}(V_\mu(x, t + a^2 \epsilon), V'_\mu(x, t + a^2 \epsilon)) \right\}. \quad (\text{D.9})$$

With this information one can adjust the step size so that the error in the integration does not exceed certain tolerance δ . After each integration step ϵ is updated according to

$$\epsilon \longrightarrow \epsilon 0.95 \sqrt[3]{\frac{\delta}{d}} \quad (\text{D.10})$$

and if $d > \delta$ the integration step is repeated.

The reason why this scheme is efficient for the particular case of the Wilson flow is related to its smoothing properties. Close to $t = 0$ the configuration is rough and therefore a very fine integration is needed. But as t increases the configuration is more and more smooth, and one can have a very precise integration with a large ϵ . In practical cases it has saved us around a factor 4 in the number of integration steps. It also has the advantage that ϵ is tuned automatically, and one does not need to worry about the step size, but only plug in the desired tolerance.

References

- [1] M. Lüscher, P. Weisz, and U. Wolff, *A Numerical method to compute the running coupling in asymptotically free theories*, *Nucl.Phys.* **B359** (1991) 221–243.
- [2] M. Lüscher, R. Narayanan, P. Weisz, and U. Wolff, *The Schrödinger Functional: a renormalizable probe for non-abelian gauge theories*, *Nucl.Phys.* **B384** (1992) 168–228, [[hep-lat/9207009](#)].
- [3] G. de Divitiis, R. Frezzotti, M. Guagnelli, and R. Petronzio, *Non-perturbative determination of the running coupling constant in quenched $SU(2)$* , *Nucl.Phys.* **B433** (1995) 390–402, [[hep-lat/9407028](#)].
- [4] M. Lüscher, *Advanced Lattice QCD*, [hep-lat/9802029](#).
- [5] R. Sommer, *Non-perturbative renormalization of QCD*, [hep-ph/9711243](#).
- [6] M. Lüscher, R. Sommer, U. Wolff, and P. Weisz, *Computation of the running coupling in the $SU(2)$ Yang-Mills theory*, *Nucl.Phys.* **B389** (1993) 247–264, [[hep-lat/9207010](#)].
- [7] M. Lüscher, R. Sommer, P. Weisz, and U. Wolff, *A precise determination of the running coupling in the $SU(3)$ Yang-Mills theory*, *Nucl.Phys.* **B413** (1994) 481–502, [[hep-lat/9309005](#)].
- [8] **ALPHA** Collaboration, M. Della Morte *et. al.*, *Computation of the strong coupling in QCD with two dynamical flavors*, *Nucl.Phys.* **B713** (2005) 378–406, [[hep-lat/0411025](#)].
- [9] **PACS-CS** Collaboration, S. Aoki *et. al.*, *Precise determination of the strong coupling constant in $N_f = 2 + 1$ lattice QCD with the Schrödinger functional scheme*, *JHEP* **0910** (2009) 053, [[arXiv:0906.3906](#)].
- [10] **ALPHA** Collaboration, F. Tekin, R. Sommer, and U. Wolff, *The running coupling of QCD with four flavors*, *Nucl.Phys.* **B840** (2010) 114–128, [[arXiv:1006.0672](#)].
- [11] **ALPHA** Collaboration, S. Capitani, M. Lüscher, R. Sommer, and H. Wittig, *Non-perturbative quark mass renormalization in quenched lattice QCD*, *Nucl.Phys.* **B544** (1999) 669–698, [[hep-lat/9810063](#)].
- [12] **ALPHA** Collaboration, M. Della Morte *et. al.*, *Non-perturbative quark mass renormalization in two-flavor QCD*, *Nucl.Phys.* **B729** (2005) 117–134, [[hep-lat/0507035](#)].
- [13] **PACS-CS** Collaboration, S. Aoki *et. al.*, *Non-perturbative renormalization of quark mass in $N_f = 2 + 1$ QCD with the Schrödinger functional scheme*, *JHEP* **1008** (2010) 101, [[arXiv:1006.1164](#)].
- [14] **ALPHA** Collaboration, J. Heitger and R. Sommer, *Non-perturbative heavy quark effective theory*, *JHEP* **0402** (2004) 022, [[hep-lat/0310035](#)].
- [15] R. Sommer, *Non-perturbative QCD: Renormalization, $O(a)$ -improvement and matching to Heavy Quark Effective Theory*, [hep-lat/0611020](#).
- [16] R. Sommer, *Introduction to Non-perturbative Heavy Quark Effective Theory*, [arXiv:1008.0710](#).
- [17] E. T. Neil, *Exploring Models for New Physics on the Lattice*, *PoS LATTICE2011* (2011) 009, [[arXiv:1205.4706](#)].
- [18] M. Lüscher, *Properties and uses of the Wilson flow in lattice QCD*, *JHEP* **1008** (2010) 071, [[arXiv:1006.4518](#)].

- [19] S. Sint, *On the Schrödinger functional in QCD*, *Nucl.Phys.* **B421** (1994) 135–158, [[hep-lat/9312079](#)].
- [20] A. Coste, A. Gonzalez-Arroyo, J. Jurkiewicz, and C. Korthals Altes, *Zero momentum contribution to Wilson loops in periodic boxes*, *Nucl.Phys.* **B262** (1985) 67.
- [21] A. Gonzalez-Arroyo, J. Jurkiewicz, and C. Korthals-Altes, *Ground state metamorphosis for Yang-Mills fields on a finite periodic lattice*, .
- [22] M. Lüscher, *Some Analytic Results Concerning the Mass Spectrum of Yang-Mills Gauge Theories on a Torus*, *Nucl.Phys.* **B219** (1983) 233–261.
- [23] Z. Fodor, K. Holland, J. Kuti, D. Negradi, and C. H. Wong, *The gradient flow running coupling scheme*, [arXiv:1211.3247](#).
- [24] M. Lüscher, *Trivializing maps, the Wilson flow and the HMC algorithm*, *Commun.Math.Phys.* **293** (2010) 899–919, [[arXiv:0907.5491](#)].
- [25] R. Narayanan and H. Neuberger, *Infinite N phase transitions in continuum Wilson loop operators*, *JHEP* **0603** (2006) 064, [[hep-th/0601210](#)].
- [26] R. Lohmayer and H. Neuberger, *Continuous smearing of Wilson Loops*, *PoS LATTICE2011* (2011) 249, [[arXiv:1110.3522](#)].
- [27] M. Lüscher and P. Weisz, *Perturbative analysis of the gradient flow in non-abelian gauge theories*, *JHEP* **1102** (2011) 051, [[arXiv:1101.0963](#)].
- [28] S. Borsanyi, S. Dürer, Z. Fodor, C. Hoelbling, S. D. Katz, *et. al.*, *High-precision scale setting in lattice QCD*, *JHEP* **1209** (2012) 010, [[arXiv:1203.4469](#)].
- [29] S. Borsanyi, S. Durr, Z. Fodor, S. D. Katz, S. Krieg, *et. al.*, *Anisotropy tuning with the Wilson flow*, [arXiv:1205.0781](#).
- [30] Z. Fodor, K. Holland, J. Kuti, D. Negradi, and C. H. Wong, *The Yang-Mills gradient flow in finite volume*, *JHEP* **1211** (2012) 007, [[arXiv:1208.1051](#)].
- [31] M. Lüscher and P. Weisz, *$O(a)$ improvement of the axial current in lattice QCD to one loop order of perturbation theory*, *Nucl.Phys.* **B479** (1996) 429–458, [[hep-lat/9606016](#)].
- [32] P. Weisz, *Computation of the improvement coefficient c_{SW} to 1-loop*, *Internal notes of the ALPHA collaboration* (1996).
- [33] M. Lüscher and S. Schaefer, *Lattice QCD with open boundary conditions and twisted-mass reweighting*, [arXiv:1206.2809](#).
- [34] **ALPHA** Collaboration, P. Fritzsche, F. Knechtli, B. Leder, M. Marinkovic, S. Schaefer, *et. al.*, *The strange quark mass and Lambda parameter of two flavor QCD*, *Nucl.Phys.* **B865** (2012) 397–429, [[arXiv:1205.5380](#)].
- [35] B. Blossier, M. Della Morte, P. Fritzsche, N. Garron, J. Heitger, *et. al.*, *Parameters of Heavy Quark Effective Theory from $N_f = 2$ lattice QCD*, *JHEP* **1209** (2012) 132, [[arXiv:1203.6516](#)].
- [36] **ALPHA** Collaboration, U. Wolff, *Monte Carlo errors with less errors*, *Comput.Phys.Commun.* **156** (2004) 143–153, [[hep-lat/0306017](#)].
- [37] **ALPHA** Collaboration, G. de Divitiis *et. al.*, *Universality and the approach to the continuum limit in lattice gauge theory*, *Nucl.Phys.* **B437** (1995) 447–470, [[hep-lat/9411017](#)].

- [38] M. Lüscher and S. Schaefer, *Non-renormalizability of the HMC algorithm*, *JHEP* **1104** (2011) 104, [[arXiv:1103.1810](#)].
- [39] M. Lüscher and S. Schaefer, *Lattice QCD without topology barriers*, *JHEP* **1107** (2011) 036, [[arXiv:1105.4749](#)].
- [40] S. Sint, *One-loop renormalization of the QCD Schrödinger functional*, *Nucl.Phys.* **B451** (1995) 416–444, [[hep-lat/9504005](#)].
- [41] E. T. Whittaker and G. N. Watson, *A course on modern analysis*. Cambridge University Press, 1969.