

Thermodynamic geometry of a kagome Ising model in a magnetic field

B. Mirza*, Z. Talaei

Department of Physics, Isfahan University of Technology, Isfahan 84156-83111, Iran

Abstract

We derived the thermodynamic curvature of the Ising model on a kagome lattice under the presence of an external magnetic field. The curvature was found to have a singularity at the critical point. We focused on the zero field case to derive thermodynamic curvature and its components near the criticality. According to standard scaling, scalar curvature R behaves as $|\beta - \beta_c|^{\alpha-2}$ for $\alpha > 0$ where β is the inverse temperature and α is the critical exponent of specific heat. In the model considered here in which α is zero, we found that R behaves as $|\beta - \beta_c|^{\alpha-1}$.

Keywords: Thermodynamic curvature

1. Introduction

Statistical thermodynamics provides the basic tools needed for understanding macroscopic phenomena in the physical world. Among the geometric representations of statistical mechanics and thermodynamics of physical systems known are included three kinds of Riemannian metric structures to represent fluctuation theorem that have been introduced by Weinhold and Ruppeiner [1, 2]. One of these metrics depends on derivatives of internal energy, while the other depends on entropy. Another useful metric was called Fisher-Rao metric [3]. Useful information can be gained about a system by using the thermodynamic curvature R of the space of thermodynamic parameters expressed through the second and third derivatives of the partition function or an appropriate thermodynamic potential. The space of thermodynamic states is flat if there are no interactions between particles and it curves if interactions are present. The thermodynamic curvature has an interesting behavior close to the critical point which has been shown to be singular for some well-known thermodynamics systems at criticality in which cor-

relation length is infinite (for a useful review see [4, 5, 6, 7]). Furthermore, the thermodynamic curvature determines information about interatomic interaction. Janyszek [8] found that for an ideal classical gas the scalar curvature R is always zero. Janyszek and Mrugala [11] showed that R is negative for Fermi gas and positive for Bose gas. Mirza and Mohammadzadeh [9, 10] worked out the fractional statistics and also ideal q -deformed bosons and fermions which show the proper sign. It has also been argued that scalar curvature is able to show that the fermion gas is more stable than the boson gas [11]. Other thermodynamic models, such as phase transition properties of the van der Waals gas, have been investigated to find that the singular point of the thermodynamic curvature is consistent with the critical point of the system [12, 13].

A standard scaling for free energy per site f in the critical region may be assumed as

$$f(t, h) = \lambda^{-1} f(t\lambda^{a_t}, h\lambda^{a_h}) = t^{\frac{1}{a_t}} \Psi(h t^{\frac{-a_h}{a_t}}) \quad (1)$$

where, $t = \beta - \beta_c$ and $a_t = \frac{1}{\nu d}$, $a_h = \frac{\beta \delta}{\nu d}$ are scaling dimensions for energy and spin operators, respectively (β_c designates the critical point). Ψ is the scaling function and d is the dimension of the system (more details can be found in [14]). For a second order transition, according to the hypothesis on

*Corresponding author

Email addresses: b.mirza@cc.iut.ac.ir (B. Mirza),
zs_talaie@ph.iut.ac.ir (Z. Talaei)

dimensional grounds, the curvature depends on the correlation volume. Since correlation length ξ is the only physical scale in a system close to the critical region, one can write $R \sim \xi^d$. Combined with hyper-scaling, $vd = 2 - \alpha$, this leads to

$$R \sim t^{\alpha-2} \quad (2)$$

where, α is the critical exponent related to specific heat. Eq. (2) is confirmed for $\alpha > 0$ [15]. It has also been found that this relation is not true for $\alpha < 0$ [16, 17]. In this work, we considered a case in which $\alpha = 0$ to find that the standard scaling would not work for it, either.

The 2d Ising model in a magnetic field is a well-known unsolved problem in statistical mechanics. In 1960 Fisher introduced, a remarkable solution for a two-dimensional super-exchange antiferromagnetic Ising model in a magnetic field [18]. The Fisher model is determined in a square lattice where there is an external magnetic field applied to the decorating spins which interact via super-exchange interactions. A similar super-exchange model on the kagome lattice has been considered [19, 20]. It is known that special cases of the kagome Ising model are soluble in the presence of a magnetic field [21, 22]. In one of the special cases, this model reduces to the Fisher model. In this work, we calculated the scalar curvature for the Fisher model under the presence of an external magnetic field.

The rest of the Letter is organized as follows. In Section 2, the Ising model on the kagome lattice in a nonzero magnetic field is reviewed. In Section 3, the geometrical structure and the thermodynamic curvature are introduced and the scalar curvature is calculated for the Fisher model. The scaling behavior of R is also investigated.

2. Ising model on the kagome lattice in a nonzero magnetic field

Consider an Ising model shown in Fig 1 with an interacting energy

$$-J_1\sigma_1\sigma_2 + J(\sigma_2\sigma_3 - \sigma_3\sigma_1) - \mu H(\sigma_2 + \sigma_3) \quad (3)$$

around every triangle formed by the spin $\sigma_1, \sigma_2, \sigma_3$. Assume further that there is an external magnetic field, H , applied to $\frac{2}{3}$ of the lattice sites. The reduced

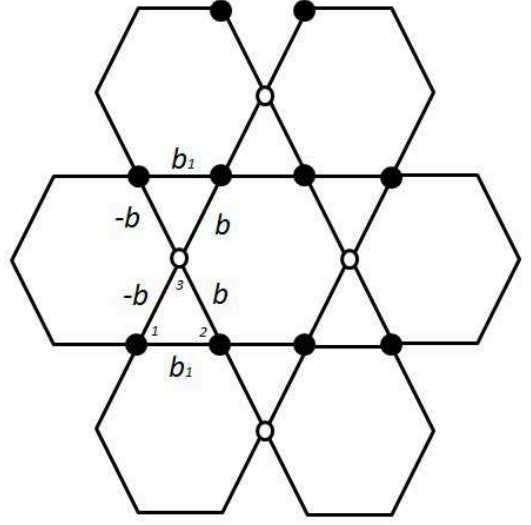


Figure 1: The kagome lattice shown in elementary cell with magnetic Ising spins 1,2 (solid circles) and non-magnetic Ising spin 3 (open circles)

interactions and field are denoted by $b = \beta J, b_1 = \beta J_1$ and $h = \beta H$, where $\beta = \frac{1}{kT}$. As a result, the magnetic spins σ_1 and σ_2 interact a super-exchange interaction via the intermediate non-magnetic spin σ_3 . σ_3 is an Ising spin which is not coupled to the magnetic field. It has zero magnetic moment. This model does not admit any restrictions on any positive values of H, J, h , or b . The partition function of the kagome Ising lattice has been shown to be equivalent to that of a honeycomb Ising model in a zero field that may be solved as follows:

$$Z_{KG} = F^N Z_{HC} \quad (4)$$

where, Z_{KG} and Z_{HC} are partition functions of the kagome Ising lattice and the honeycomb Ising lattice, respectively, F^N is an overall factor, and N is the number of magnetic spins of the kagome lattice or the number of honeycomb lattice sites.

The per magnetic spin free energy, f_{KG} , and the per site honeycomb lattice free energy, f_{HC} , are defined as

$$f_{KG} = \lim_{N \rightarrow \infty} N^{-1} \ln Z_{KG} \quad (5)$$

$$f_{HC} = \lim_{N \rightarrow \infty} N^{-1} \ln Z_{HC} \quad (6)$$

Taking $N \rightarrow \infty$ limit of Eq. (4) and making use of the explicit expression of f_{HC} given in [23], f_{KG} will be

$$f_{KG} = \ln F + \frac{3}{4} \ln 2 + \frac{1}{16\pi^2} \int_0^{2\pi} \int_0^{2\pi} d\theta d\varphi \Xi(\theta, \varphi) \quad (7)$$

where,

$$\begin{aligned} \Xi(\theta, \varphi) &= \cosh 2r_1 \cosh^2 2r + 1 \\ &- \sinh^2 2r \cos(\theta + \varphi) \\ &- \sinh 2r_1 \sinh 2r (\cos \theta + \cos \varphi) \end{aligned} \quad (8)$$

In the above equation, r_1 and r are functions of b and b_1 . For $b_1 = 0$, this model reduces to the Fisher model for the square lattice. Here, we take the Fisher model and consider the critical behavior of its scalar curvature. With $b_1 = 0$, the partition function and the free energy per spin of the Fisher model in the square lattice are obtained to be [19]

$$f_{KG} = p(b, h) + q(r) \quad (9)$$

where

$$\begin{aligned} p(b, h) &= \frac{3}{2} \ln 2 \\ &+ \frac{1}{4} \ln \{ \cosh^2 h (\sinh^2 h + \cosh^2 2b) \} \\ q(r) &= \frac{1}{16\pi^2} \int_0^{2\pi} \int_0^{2\pi} d\theta d\varphi \ln \{ \cosh^2 2r \\ &- \sinh 2r (\cos \theta + \cos \varphi) \} \end{aligned} \quad (10)$$

and r satisfies the equation

$$e^{-4r} = \frac{\sinh^2 h + \cosh^2 2b}{\cosh^2 h}. \quad (11)$$

$q(r)$ can be written as

$$\begin{aligned} &\frac{1}{16\pi^2} \times \int_0^{2\pi} \int_0^{2\pi} d\varphi d\theta \ln \{ \cosh^2 2r \\ &\times \{ 1 - \frac{\sinh 2r}{\cosh^2 2r} (\cos \theta + \cos \varphi) \} \} \\ &= \frac{1}{16\pi^2} \times \int_0^{2\pi} \int_0^{2\pi} d\varphi d\theta \ln \{ \cosh^2 2r \} \\ &+ \ln \{ 1 - \frac{\sinh 2r}{\cosh^2 2r} (\cos \theta + \cos \varphi) \} \end{aligned}$$

This term can be further simplified to $\cos \theta + \cos \varphi = 2 \cos \frac{\theta+\varphi}{2} \cos \frac{\theta-\varphi}{2}$. If we change the variables $\theta_1 = \frac{\theta+\varphi}{2}$, $\theta_2 = \frac{\theta-\varphi}{2}$ and $\kappa = -\frac{2 \sinh 2r}{\cosh^2 2r}$, we will then have

$$\begin{aligned} q(r) &= \frac{1}{16\pi^2} \int_0^{2\pi} d\theta_1 \int_{-\pi}^{\pi} d\theta_2 \{ \ln [\cosh^2 2r] \\ &+ \ln [1 + \kappa \cos \theta_1 \cos \theta_2] \} \\ &= \frac{1}{2} \ln [\cosh^2 2r] + \frac{1}{8\pi^2} \int_0^{2\pi} d\theta_1 \int_{-\pi}^{\pi} d\theta_2 \\ &\quad \ln [1 + \kappa \cos \theta_1 \cos \theta_2] \\ &= \frac{1}{2} \ln [\cosh^2 2r] + \frac{1}{\pi} \int_0^{\frac{\pi}{2}} d\theta \\ &\quad \times \ln \left[\frac{1}{2} (1 + \sqrt{1 - \kappa^2 \sin^2 \theta}) \right]. \end{aligned}$$

3. Thermodynamic curvature

The geometrical structure of the statistical thermodynamic phase space was investigated in detail by Gibbs and later developed by Weinhold using energy representation and also by Ruppeiner based on entropy representation [1, 2]. Alternatively, any thermodynamic potential representation that is the Legendre transform of entropy or internal energy may also be used. The metric of the representation can be the second derivative of the thermodynamic potential with respect to the intensive variables. For example, in the Ruppeiner geometry, the extended set of $r+1$ extensive variables of the system can be denoted by $X = (S, N^1, \dots, V, \dots, N^r)$. The thermodynamic potential is defined as

$$\Phi = \Phi(\{F^i\}), \quad (12)$$

where, Φ is a Legendre transform of entropy with respect to the extensive parameter, X^i , " r " represents the number of various kinds of particles and F is a standard intensive quantity in the entropy representation,

$$F^i = (1/T, -\mu^1/T, \dots, P/T, \dots, \mu^r/T) \quad (13)$$

$$F^i = \frac{\partial S}{\partial X^i}, \quad (14)$$

Here, T is temperature; μ , the chemical potential; and P is pressure. The F^i 's are a complete set of

coordinates on the thermodynamic phase space. The metric in this representation is given by

$$g_{ij} = \frac{\partial^2 \Phi}{\partial F^i \partial F^j}. \quad (15)$$

Another type of the Riemannian metric in the space of probability distribution is the Fisher-Rao metric. If the distribution has an exponential form such as Boltzmann-Gibbs distribution, the Fisher-Rao metric can be defined as [3],

$$g_{ij} = \frac{\partial^2 \ln Z}{\partial \beta^i \partial \beta^j}, \quad (16)$$

where, $\beta^i = F^i/k$ and Z is the partition function. We consider a system with two thermodynamic degrees of freedom. The thermodynamic surface, or the parameter space, is two-dimensional and the metric components are defined by derivative of free energy

$$f_{ij} \equiv g_{ij} = \partial_i \partial_j f \quad (17)$$

where, $f = \ln Z$ is the reduced free energy per site; and i and j represent b and h which are related to the inverse temperature and the external field, respectively.

For such a metric in the two-dimensional thermodynamic space, the Ricci scalar may be defined by

$$R = - \frac{\begin{vmatrix} f_{bb} & f_{bh} & f_{hh} \\ f_{bbb} & f_{bbh} & f_{bhh} \\ f_{bbh} & f_{bhh} & f_{hhh} \end{vmatrix}}{2 \begin{vmatrix} f_{bb} & f_{bh} \\ f_{bh} & f_{hh} \end{vmatrix}^2} \quad (18)$$

where, $f_{ijk} = \partial_i \partial_j \partial_k f$. To determine R , we need to obtain the second and third derivatives of free energy. According to the Eq. (9), the first derivatives of free energy are given by

$$f_b = \frac{\partial f}{\partial b} = \frac{\partial p}{\partial b} + \frac{\partial q}{\partial r} \frac{\partial r}{\partial b} \quad (19)$$

$$f_h = \frac{\partial f}{\partial h} = \frac{\partial p}{\partial h} + \frac{\partial q}{\partial r} \frac{\partial r}{\partial h}. \quad (20)$$

Other parts of the calculations can be found in the Appendix. Once the components of R have been determined for the Fisher model, they are substituted in Eq. (18). The Ricci scalar is depicted as a function of b and h in Fig 2. From this figure it is found that at

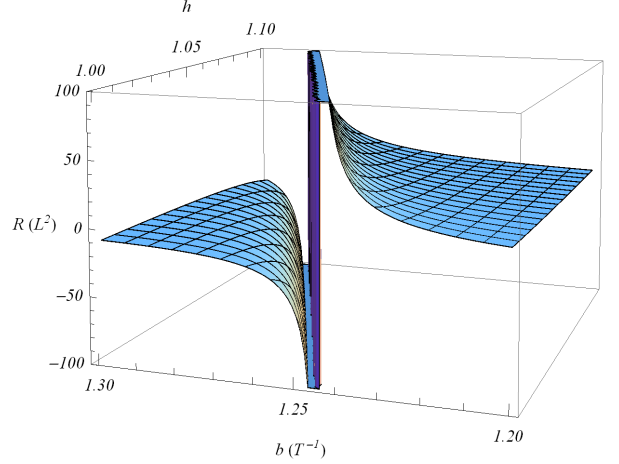


Figure 2: A 3d plot of R for $h = 1.2$ to 1.3 and $b = 1$ to 1.1 .

high temperature where system is in disordered state (paramagnetic), the sign of R is positive (Fig 4). As temperature decreases R diverges to plus infinity. At low temperature where system is in the ordered state (antiferromagnetic) R is negative. When temperature increases R diverges to minus infinity. Ordered state is more stable with a lowest ground state energy. Curvature is singular along the critical line in the $h - b$ plane which exactly corresponds to the Fisher expression [19] as shown in Fig. 3.

$$h = \text{arccosh} \left[\sqrt{\frac{\sqrt{2}-1}{2}} \text{arcsinh } 2b \right] \quad (21)$$

Focusing on the zero field case, we have calculated R and its components for this special case. To find the critical point, the denominator of R should be zero and the term that makes it zero is

$$\begin{aligned} \cosh^2 2b + \text{sech}^2 2b - 6 &= 0 \\ \Rightarrow b_c &= \text{arccosh} \left[\sqrt{\frac{2+\sqrt{2}}{2}} \right] \end{aligned} \quad (22)$$

where, b_c is the critical point that can also be obtained from Eq. (22). The dominant components of R near the critical point can be written as follows

$$\begin{aligned} f_{bb} &\sim K(\kappa) \\ f_{bh}, f_{bbh}, f_{hhh} &= 0 \\ f_{hh} &\sim \text{const} \\ f_{bbb} &\sim \frac{1}{b - b_c} \\ f_{bhh} &\sim K(\kappa). \end{aligned} \quad (23)$$

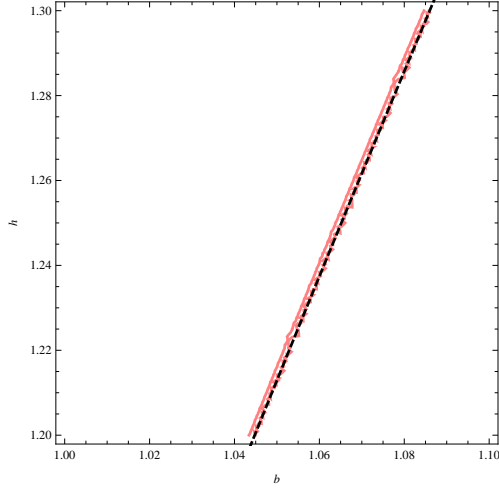


Figure 3: A plot of h with respect to b for $R = 200$ (gray line) and a plot of $h = \text{arccosh} \left[\sqrt{\frac{\sqrt{2}-1}{2}} \text{arcsinh } 2b \right]$ (black dashed line).

where $K(\kappa)$ denotes the elliptic integral of first kind. In the above equations, the terms with odd numbers of h derivatives are equal to zero since there is $\pm h$ symmetry in the free energy and the other terms have expanded about b_c to the second order. Then, R is given by

$$R = \frac{\begin{vmatrix} K(\kappa) & 0 & \text{const} \\ \frac{1}{b-b_c} & 0 & K(\kappa) \\ 0 & K(\kappa) & 0 \end{vmatrix}}{2 \begin{vmatrix} K(\kappa) & 0 \\ 0 & \text{const} \end{vmatrix}^2}. \quad (24)$$

Finally, we obtained

$$R \sim \frac{1}{K(\kappa)(b-b_c)} \quad (25)$$

It should be noted that $K(\kappa)$ has a singularity at $\kappa = 1$ and can be written as

$$K(\kappa) \approx \ln \frac{4}{\sqrt{1-\kappa^2}} \sim \ln(b-b_c) \quad (26)$$

So, near the critical point, the scalar curvature behaves as in

$$R \sim \frac{1}{(b-b_c) \ln(b-b_c)} \quad (27)$$

We can write $\ln x = \lim_{\delta \rightarrow 0} \frac{1}{\delta} (x^{-\delta} - 1)$. So, $\ln(b-b_c)$ behaves as a power term like $(b-b_c)^\delta$ in which

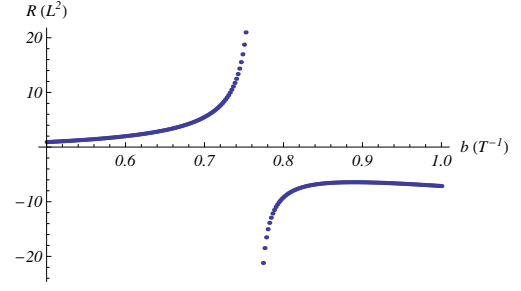


Figure 4: A plot of R for $h = 0$ and $b = 0.5$ to 1 by steps 0.002 .

$\delta = 0$ [24]. We conclude that $R \sim (b-b_c)^{-1} \equiv t^{-1}$. For $h = 0$, the scalar curvature R is plotted in Fig. 4. It shows that R diverges at certain point. We carefully examined this point and found that it coincides with the critical point. In this work, we investigated a soluble kagome Ising model under the presence of an external field in which critical exponent α is zero. There are standard scaling forms for $\alpha > 0$ and $\alpha < 0$ as $R \sim t^{\alpha-2}$ and $R \sim t^{\alpha-1}$, respectively [15, 17, 11]. We found that, for this model with $\alpha = 0$ in 2 dimensions, the scaling behavior of $R \sim t^{\alpha-1}$ is similar to $\alpha < 0$ of the spherical model studied in [17]. It should be noted that $\alpha = 0$ for the spherical model in $d = 4$ and van der Waals model in $d = 3$, the scaling behavior of R is $\sim t^{\alpha-2}$ which is the same as $\alpha > 0$. However in 2d-Ising model on planar random graph with $\alpha = -1$ and kagome lattice with $\alpha = 0$ the scaling behavior is similar as $R \sim t^{\alpha-1}$. We think that the scaling behavior of R is also related to dimension. Further studies are needed to explore this behavior.

4. Conclusion

The scalar curvature R , was derived for the Ising model on the kagome lattice in the nonzero external field. It was found that R has a singularity at critical points (Fig. 2) and that its singularity corresponds to the Fisher expression depicted in Fig. 3. For the zero field, we derived R and its components close to the criticality. An expression for R was obtained for this case with $\alpha = 0$. This was not what we expected from standard scaling of R . It has already been shown that standard scaling does not hold true for negative values of α [17]. Here, we found a similar scaling of the scalar curvature for 2-d Ising model with $\alpha = 0$ ($R \sim t^{\alpha-1}$).

5. Appendix A

Below are a few useful relations.

$$\frac{\partial q}{\partial b} = \frac{1}{16\pi(\cosh 4b + \cosh 2h)^2} \quad (\text{A.1})$$

$$\begin{aligned} & \text{csch}\left[\frac{1}{2}\log(\cosh^2 2b \text{sech}^2 h + \tanh^2 h)\right] \\ & \text{sech}\left[\frac{1}{2}\log(\cosh^2 2b \text{sech}^2 h + \tanh^2 h)\right] \\ & \{\pi(1 + \cosh 4b + 2 \cosh 2h)^2 \text{sech}^2 h - \text{sech}^2 h - \\ & 16K(4 \text{sech}^2\left[\frac{1}{2}\log(\cosh^2 2b \text{sech}^2 h + \tanh^2 h)\right] \\ & \tanh^2 h)\tanh^2\left[\frac{1}{2}\log(\cosh^2 2b \text{sech}^2 h + \tanh^2 h)\right]) \\ & (\cosh 4b + \cosh 2h - 8 \cosh^4 b \text{sech}^2 h \sinh^{4b})\} \\ & \sinh 4b, \end{aligned}$$

$$\frac{\partial q}{\partial h} = \frac{1}{16\pi(\cosh 4b + \cosh 2h)^2} \quad (\text{A.2})$$

$$\begin{aligned} & \text{csch}\left[\frac{1}{2}\log(\cosh^2 2b \text{sech}^2 h + \tanh^2 h)\right] \\ & \text{sech}\left[\frac{1}{2}\log(\cosh^2 2b \text{sech}^2 h + \tanh^2 h)\right] \\ & \{\pi(1 + \cosh 4b + 2 \cosh 2h)^2 \text{sech}^2 h - \\ & 16K(4 \text{sech}^2\left[\frac{1}{2}\log(\cosh^2 2b \text{sech}^2 h + \tanh^2 h)\right] \\ & + \tanh^2 h)\}(\cosh 4b + \cosh 2h - \\ & 8 \cosh^4 b \text{sech}^2 h \sinh^{4b})\} \sinh^2 2b \tanh t \quad (\text{A.3}) \end{aligned}$$

$$\frac{\partial p}{\partial b} = \frac{\cosh 2b \sinh 2b}{\cosh^2 2b + \sinh^2 h} \quad (\text{A.4})$$

$$\frac{\partial p}{\partial h} = \frac{(\cosh^2 2b + \cosh^2 h) \tanh h}{\cosh 4b + \cosh 2h} \quad (\text{A.5})$$

References

References

- [1] F. Weinhold, J. Chem. Phys. 63, 2479 (1975).
- [2] G. Ruppeiner, Phys. Rev. A 20, 1608 (1979).
- [3] C. R. Rao, Bull. Calcutta Math. Soc. 37, 81 (1945).
- [4] G. Ruppeiner, Rev. Mod. Phys. 67, 605 (1995).
- [5] D. C. Brody, D. W. Hook, J. Phys. A : Math. Theor. 42, 023001 (2009).
- [6] J. D. Nulton, P. Salamon, Phys. Rev. A 31, 2520 (1985).
- [7] G. Ruppeiner, Amer. J. Phys., 78 (2010) 1170.

- [8] H. Janyszek, Rep. Math. Phys. 24, 1 (1986).
- [9] B. Mirza, H. Mohammadzadeh, Phys. Rev. E 82, 031137 (2010).
- [10] B. Mirza, H. Mohammadzadeh, J. Phys. A : Math. Theor. 44, 475003 (2011).
- [11] H. Janyszek and R. Mrugała, J. Phys. A 23, 467 (1990).
- [12] D. Brody and N. Rivier, Phys. Rev. E 51, 1006 (1995).
- [13] W. Janke, D. A. Johnston and R. Kenna, Physica A 336, 181(2004).
- [14] H. E. Stanley, Introduction To Phase Transitions and Critical Phenomena, Clarendon press, Oxford 1971.
- [15] D.A. Johnston, W. Janke, R. Kenna, Acta Phys. Polon. B34 (2003) 4923-4937
- [16] H. Janyszek, J. Phys. A: Math. Gen. 23, 477 (1990).
- [17] W. Janke, D. A. Johnston and R. Kenna, Phys. Rev. E 67, 046106(2003).
- [18] M. E. Fisher, Proc. of the Royal Society, A, 254, 66 (1960).
- [19] W. T. Lu, F. Y. Wu, Phys. Rev. E 71, 046120 (2005).
- [20] R. J. Baxter, Exactly Solved Models in Statistical Mechanics, Academic press Inc, San Diego, CA 1982.
- [21] H. Giacomini, J. Phys. A 21, L31 (1988).
- [22] K. Y. Lin, J. Phys. A 22, 3435 (1989).
- [23] I. Syozi, in Phase Transitions and Critical Phenomena Vol. 1, Eds. C. Domb and M. S. Green, Academic Press, New York 1972.
- [24] M. Plicshke, B. Bergersen, *Equilibrium Statistical Physics*. World Scientific Publishing Company 2006.