

Object-oriented implementations of the MPDATA advection equation solver in C++, Python and Fortran

Sylwester Arabas^a, Dorota Jarecka^a, Anna Jaruga^a, Maciej Fijałkowski^b

^a*Institute of Geophysics, Faculty of Physics, University of Warsaw*

^b*PyPy Team*

Abstract

Three object-oriented implementations of a prototype solver of the advection equation are introduced. Presented programs are based on Blitz++ (C++), NumPy (Python), and Fortran's built-in array containers. The solvers include an implementation of the Multidimensional Positive-Definite Advective Transport Algorithm (MPDATA). The introduced codes exemplify how the application of object-oriented programming (OOP) techniques allows to reproduce the mathematical notation used in the literature within the program code. The introduced codes serve as a basis for discussion on the tradeoffs of the programming language choice. The main angles of comparison are code brevity and syntax clarity (and hence maintainability and auditability) as well as performance. In case of Python, a significant performance gain is observed when switching from the standard interpreter (CPython) to the PyPy implementation of Python. Entire source code of all three implementations is embedded in the text and is licensed under the terms of the GNU GPL license.

Keywords: object-oriented programming, advection equation, MPDATA, C++, Fortran, Python

Contents

1	Introduction	1
2	Implementation	2
2.1	Array containers	2
2.2	Array container sequences	3
2.3	Staggered grid	4
2.4	Halo regions	5
2.5	Array index permutations	5
2.6	A prototype solver	6
2.7	Periodic boundaries (C++)	8
2.8	Donor-cell formulæ (C++)	8
2.9	A donor-cell solver (C++)	9
2.10	MPDATA formulæ (C++)	9
2.11	An MPDATA solver (C++)	10
2.12	Usage example (C++)	10
3	Performance evaluation	11
4	Discussion on the tradeoffs of language choice	13
4.1	OOP for blackboard abstractions	13
4.2	Performance	14
4.3	Ease of use and abuse	14
4.4	Added values	14
5	Summary and outlook	15
Appendix P	Python code for sections 2.7–2.11	15
Appendix F	Fortran code for sections 2.7–2.11	16

1. Introduction

Object oriented programming (OOP) *“has become recognised as the almost unique successful paradigm for creating complex software”* [1, Sec. 1.3]. It is intriguing that while the quoted statement comes from the very book subtitled *The Art of Scientific Computing*, hardly any (if not none) of currently operational weather and climate prediction systems - flagship examples of complex scientific software - makes extensive use of OOP techniques¹. Application of OOP techniques in development of numerical modelling software may help to **(i) maintain modularity and separation of program logic layers (e.g. separation of a dynamical core, parallelisation mechanisms, data input/output, error handling and the description of physical processes); and (ii) shorten and simplify the source code and improve its readability by reproducing within the program logic the mathematical abstractions and notation used in the literature.** The first application is attainable, yet arguably cumbersome, with procedural programming. The latter, virtually impossible to obtain with procedural programming, is the focus of this paper. It also enables the compiler or library authors to relieve the user (i.e. scientific programmer) from hand-coding (premature) optimisations, a practice long recognised as having *a strong negative impact when debugging and maintenance are considered* [6].

MPDATA [7] stands for Multidimensional Positive Definite Advective Transport Algorithm and is an example of a numerical procedure used in weather, climate and ocean simulation

¹ Fortran have been the language of choice in oceanic [2], weather-prediction [3] and Earth system [4] modelling, and none of its 20-century editions were object-oriented languages [see e.g. 5, for discussion].

systems [e.g. 8, 9, 10, respectively]. MPDATA is a solver for systems of equations of the following form:

$$\partial_t \psi = -\nabla \cdot (\vec{v}\psi) \quad (1)$$

that describe transport of quantity ψ by fluid flow with velocity \vec{v} . Quoting Numerical Recipes once more, development of methods to numerically solve such problems “*is an art as much as a science*” [1, Sec. 20.1], and MPDATA is an example of the state-of-the art in this field. MPDATA is designed to accurately solve equation (1) in arbitrary number of dimensions assuring positive-definiteness of scalar field ψ and incurring small numerical diffusion [see 11, for a recent review of MPDATA-based techniques].

In this paper we introduce and discuss object-oriented implementations of an MPDATA-based two-dimensional (2D) advection equation solver written in C++11 (ISO/IEC 14882:2011), Python [13] and Fortran 2008 (ISO/IEC 1539-1:2010). In the following section we introduce the three implementations briefly describing the algorithm itself and discussing where and how the OOP techniques may be applied in its implementation. The syntax and nomenclature of OOP techniques are used without introduction, for an overview of OOP in context of C++, Python and Fortran, consult for example [15, Part II], [16, Chapter 5] and [17, Chapter 11], respectively. The third section covers performance evaluation of the three implementations. The fourth section covers discussion of the tradeoffs of the programming language choice. The fifth section closes the article with a brief summary.

Throughout the paper the three implementations are presented by discussing source code listings which cover entire program code. Subsections 2.1-2.6 describe all three implementations, while subsequent sections 2.7-2.12 cover discussion of C++ code only. The relevant parts of Python and Fortran codes do not differ significantly, and for readability reasons are presented in the Appendix P and the Appendix F, respectively.

The entire code is licensed under the terms of the GNU General Public License license version 3 [18].

All listings include line numbers printed to the left of the source code, with separate numbering for C++ (listings prefixed with C, black frame),

```

listing C.0 (C++)
1 // code licensed under the terms of GNU GPL v3
2 // copyright holder: University of Warsaw

```

Python (listings prefixed with P, blue frame) and

```

listing P.0 (Python)
1 # code licensed under the terms of GNU GPL v3
2 # copyright holder: University of Warsaw

```

Fortran (listings prefixed with F, red frame).

```

listing F.0 (Fortran)
1 ! code licensed under the terms of GNU GPL v3
2 ! copyright holder: University of Warsaw

```

Programming language constructs when inlined in the text are typeset in bold, e.g. **GOTO 2**.

2. Implementation

Double precision floating-point format is used in all three implementations. The codes begins with the following definitions:

```

listing C.1 (C++)
3 typedef double real_t;

listing P.1 (Python)
3 real_t = 'float64'

listing F.1 (Fortran)
3 module real_m
4   implicit none
5   integer, parameter :: real_t = kind(0.d0)
6 end module

```

which provide a convenient way of switching to different precision.

All codes are structured in a way allowing compilation of the code in exactly the same order as presented in the text within one source file, hence every Fortran listing contains definition of a separate module.

2.1. Array containers

Solution of equation (1) using MPDATA implies discretisation of the ψ and the $\vec{C} = \vec{v} \cdot \frac{\Delta t}{\Delta x}$ (Courant number) fields onto a grid - an array of points. Among the three considered languages only Fortran is equipped with built-in array handling facilities of practical use in high-performance computing.

Presented C++ implementation of MPDATA is built upon the Blitz++ library. Blitz offers object-oriented representation of n-dimensional arrays, and array-valued mathematical expressions. In particular, it offers loop-free notation for array arithmetics that does not incur creation of intermediate temporary objects, a crucial feature for achieving high-performance in array manipulation [19]. Blitz++ is a header-only library² - to use it, it is enough to include the appropriate header file, and optionally expose the required classes to the present namespace:

```

listing C.2 (C++)
4 #include <blitz/array.h>
5 using arr_t = blitz::Array<real_t, 2>;
6 using rng_t = blitz::Range;
7 using idx_t = blitz::RectDomain<2>;

```

Here, **arr_t**, **rng_t** and **idx_t** will serve as alias identifiers for the 2D double precision version of the Blitz++ **Array** container, for the **Range** class representing a sequence of integers numbering array elements, and for the 2D version of the **RectDomain** class representing a vector of **Range** objects defining a 2D slab of an array, respectively.

Arguably, the power of Blitz++ comes from the possibility to express array expressions as objects. In particular, it is possible to define a function that returns an array expression; i.e. not the resultant array, but an object representing a „recipe” defining the operations to be performed on the arguments. As a consequence, the return types of such functions become unintelligible, and the **auto** return type declaration from the C++11 standard allows to simplify the code significantly, even more if used through the following preprocessor macro:

²unless debugging mode is used

```

8 #define return_macro(expr) \
9   -> decltype(safeToReturn(expr)) \
10  { return safeToReturn(expr); }

```

listing C.3 (C++)

in which a call to `blitz::safeToReturn()` function is also included ensuring all arrays involved in the expression being returned continue to exist in the caller scope. For example, definition of a function returning its array-valued argument doubled reads: `auto f(arr_t x) return_macro(2*x)`. This is the only preprocessor macro defined herein.

For the Python implementation of MPDATA the NumPy package is used. In order to make the code compatible with both the standard CPython as well as the alternative PyPy implementation of Python [20], the Python implementation includes the following sequence of `import` statements:

```

4 try:
5   import numpy
6   from _numpy.py import set_invalidation
7   set_invalidation(False)
8 except ImportError:
9   pass
10 import numpy
11 try:
12   numpy.seterr(all='ignore')
13 except AttributeError:
14   pass

```

listing P.2 (Python)

First, the PyPy's built-in NumPy implementation named `numpy` is imported if applicable (i.e. if running PyPy), and the lazy evaluation mode is turned on through the `set_invalidation(False)` call. PyPy's lazy evaluation obtained with the help of a just-in-time compiler enables it to achieve an analogous to Blitz++ temporary-array-free handling of array-valued expressions (see discussion in section 3). Second, the NumPy package is instructed to ignore any floating-point errors, if such an option is available in the interpreter (it is not supported in PyPy as of version 1.9). The above lines conclude all code modifications that needed to be added in order to run the code with PyPy.

Fortran features built-in multidimensional array handling mechanisms, hence there is no need for using an external package as with C++ and Python. Fortran array-handling features are not object-oriented, however. In particular, it is not possible to alter the default behaviour through inheritance.

2.2. Array container sequences

While discretisation in space of the scalar field $\psi(x, y)$ into its $\psi_{[i,j]}$ grid representation requires floating-point array containers (cf. section 2.1), discretisation in time requires a container class for storing sequences of such arrays, i.e. $\{\psi_{[i,j]}^{[n]}, \psi_{[i,j]}^{[n+1]}\}$. Similarly the vector field \vec{C} is in fact a $\{C^{[x]}, C^{[y]}\}$ sequence.

Using an additional array dimension to represent the sequence elements is not considered for two reasons. First, the arrays constituting the sequence elements may have different sizes (e.g. $C^{[x]}$ and $C^{[y]}$) on the Arakawa-C grid discussed in section 2.3). Second, the order of dimensions would need to be different for different languages to assure that the contiguous dimension is not used for time levels.

In the C++ implementation the Boost³ `ptr_vector` class is used to represent sequences of Blitz++ arrays and at the same time to handle automatic freeing of dynamically allocated memory. For clearer „translation” of mathematical formulæ into C++ code, the `ptr_vector` class is further customised by defining a derived structure whose element-access `[]` operator is overloaded with a modulo-variant:

```

11 #include <boost/ptr_container/ptr_vector.hpp>
12 struct arrvec_t : boost::ptr_vector<arr_t>
13 {
14   const arr_t &operator[](const int i) const
15   {
16     return this->at( (i + this->size()) % this->size() );
17   }
18 };

```

listing C.4 (C++)

Consequently the last element of any such sequence may be accessed at index `-1`, the last but one at `-2`, and so on.

In the Python implementation the built-in `tuple` type is used to store sequences of NumPy arrays. Employment of negative indices for handling from-the-end addressing of elements is a built-in feature of all sequence containers in Python.

Fortran does not feature any built-in sequence container capable of storing arrays, hence a custom `arrvec_t` type is introduced:

```

7 module arrvec_m
8   use real_m
9   implicit none
10
11   type :: arr_t
12     real(real_t), pointer, contiguous :: a(:, :)
13   end type
14
15   type :: arrptr_t
16     class(arr_t), pointer :: p
17   end type
18
19   type :: arrvec_t
20     class(arrptr_t), pointer :: at(:)
21     logical, pointer, contiguous :: inited(:)
22     contains
23     procedure :: ctor => arrvec_ctor
24     procedure :: init => arrvec_init
25     procedure :: dtor => arrvec_dtor
26   end type
27
28   contains
29
30   subroutine arrvec_ctor(this, n)
31     class(arrvec_t) :: this
32     integer, intent(in) :: n
33     allocate(this%at(-n : n-1))
34     allocate(this%inited(0 : n-1))
35     this%inited = .false.
36   end subroutine
37
38   subroutine arrvec_init(this, n, i, j)
39     class(arrvec_t) :: this
40     integer, intent(in) :: n
41     integer, intent(in) :: i(2), j(2)
42     allocate(this%at(n)%p)
43     allocate(this%at(n)%p%a(i(1) : i(2), j(1) : j(2)))
44     this%inited(n) = .true.
45     this%at(n - size(this%inited))%p => this%at(n)%p
46   end subroutine
47
48   subroutine arrvec_dtor(this)
49     class(arrvec_t) :: this

```

listing F.2 (Fortran)

³ Boost is a free and open-source collection of peer-reviewed C++ libraries available at <http://www.boost.org/>. Several parts of Boost have been integrated into or inspired new additions to the C++ standard.

```

50 integer :: i
51 do i = 0, size(this%init) - 1
52   if (this%init(i)) then
53     deallocate(this%at(i)%p%a)
54     deallocate(this%at(i)%p)
55   end if
56 end do
57 deallocate(this%at)
58 end subroutine
59 end module

```

The `arr_t` and `arrptr_t` helper types are defined solely for the purpose of overcoming the Fortran's limitation of not allowing to declare arrays of arrays. The `ctor()` method initialises the container for a given number of elements `n`. The `init()` method initialises the `n`-th element of the container with a newly allocated 2D array spanning indices `i(1):i(2)`, and `j(1):j(2)` in the first, and last dimensions respectively⁴. The `dtor()` method serves as a destructor⁵ and deallocates all the memory allocated through previous calls to `init`. Access to the arrays stored in the container is provided through the `at` member field. Assuming `psi` is an instance of `arrptr_t`, the `(i,j)` element of the `n`-th array in `psi` may be accessed with `psi%at(n)%p%a(i, j)`.

2.3. Staggered grid

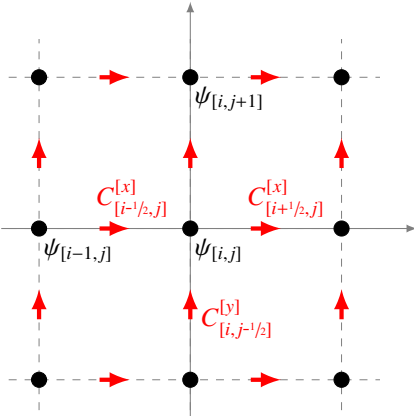


Figure 1: A schematic of the Arakawa-C grid.

The so-called Arakawa-C staggered grid [21] depicted in Figure 1. is a natural choice for MPDATA. MPDATA is a finite-difference approximation to the flux-form of the equation (1) resulting in a finite-volume scheme. Using the Arakawa-C grid allows to evaluate the fluxes at the grid cell (finite volume) edges without interpolation.

As a consequence, the discretised representations of the ψ scalar field, and each component of the $\vec{C} = \vec{v} \cdot \frac{\Delta t}{\Delta x}$ vector field in eq. (1) are defined over different grid point locations. In mathematical notation this can be indicated by usage of fractional indices, e.g. $C_{[i-1/2,j]}^x$, $C_{[i+1/2,j]}^x$, $C_{[i,j-1/2]}^y$ and $C_{[i,j+1/2]}^y$ to depict the

⁴When an array is passed as function argument in Fortran its base is locally set to unity, regardless of the setting at the caller scope, hence the first elements of `i` and `j` are always `i(1)` and `j(1)`.

⁵as of time of writing there is no open-source Fortran compiler supporting destructor-like FINAL methods defined in the Fortran 2003 standard

grid values of the \vec{C} vector components surrounding $\psi_{[i,j]}$. However, fractional indexing does not have a built-in counterpart in any of the employed programming languages. A desired syntax would translate:

- $i - 1/2 \rightsquigarrow i - 1$
- $i + 1/2 \rightsquigarrow i$.

OOP offers a convenient way to implement such notation by overloading the `+` and `-` operators for objects representing array indices.

In the C++ implementation first a global instance `h` of an empty structure `hlf_t` is defined, and then the plus and minus operators for `hlf_t` and `rng_t` are overloaded:

```

listing C.5 (C++)
19 struct hlf_t { } h;
20
21 inline rng_t operator+(const rng_t &i, const hlf_t &)
22 {
23   return i;
24 }
25
26 inline rng_t operator-(const rng_t &i, const hlf_t &)
27 {
28   return i-1;
29 }

```

This way, the arrays representing vector field components can be indexed using `(i+h,j)`, `(i-h,j)` etc. where `h` represents the half.

In NumPy in order to prevent copying of array data during slicing one needs to operate on the so-called array views. Array views are obtained when indexing the arrays with objects of the Python's built-it `slice` type (or tuples of such objects in case of multi-dimensional arrays). Python forbids overloading of operators of built-in types such as `slices`, and does not define addition/subtraction operators for `slice/int` pairs. Consequently, a custom logic has to be defined not only for fractional indexing, but also for shifting the slices by integer intervals ($i \pm 1$). It is implemented here by declaring a `Shift` class with the adequate operator overloads:

```

listing P.3 (Python)
15 class Shift():
16   def __init__(self, plus, mnus):
17     self.plus = plus
18     self.mnus = mnus
19   def __radd__(self, arg):
20     return type(arg)(
21       arg.start + self.plus,
22       arg.stop + self.plus
23     )
24   def __rsub__(self, arg):
25     return type(arg)(
26       arg.start - self.mnus,
27       arg.stop - self.mnus
28     )

```

and two instances of it to represent unity and half in expressions like `i+one`, `i+hlf`, where `i` is an instance of `slice`⁶:

```

listing P.4 (Python)
29 one = Shift(1,1)
30 hlf = Shift(0,1)

```

⁶one could argue that not using an own implementation of a slice-representing class in NumPy is a design flaw – being able to modify behaviour of a hypothetical `numpy.slice` class through inheritance would allow to implement the same behaviour as obtained in listing P.3 without the need to represent the unity as a separate class

In Fortran, similarly as in C++ and Python, the logic related to employment of the Arakawa-C grid allowing employment of fractional indices in array indexing is obtained through definition and instantiation of an object representing the half, and having appropriate operator overloads:

```

listing F.3 (Fortran)
60 module arakawa_c_m
61   implicit none
62
63   type :: half_t
64   end type
65
66   type(half_t) :: h
67
68   interface operator (+)
69     module procedure ph
70   end interface
71
72   interface operator (-)
73     module procedure mh
74   end interface
75
76   contains
77
78   elemental function ph(i, h) result (return)
79     integer, intent(in) :: i
80     type(half_t), intent(in) :: h
81     integer :: return
82     return = i
83   end function
84
85   elemental function mh(i, h) result (return)
86     integer, intent(in) :: i
87     type(half_t), intent(in) :: h
88     integer :: return
89     return = i - 1
90   end function
91 end module

```

2.4. Halo regions

The MPDATA formulæ defining $\psi_{[i,j]}^{[n+1]}$ as a function of $\psi_{[i,j]}^{[n]}$ (discussed in the following sections) feature terms such as $\psi_{[i-1,j-1]}$. One way of assuring validity of these formulæ on the edges of the domain (e.g. for $i=0$) is to introduce the so-called halo region surrounding the domain. The method of populating the halo region with data depends on the boundary condition type. Employment of the halo-region logic implies repeated usage of array range extensions in the code such as $i \rightsquigarrow i \pm \textit{halo}$.

An `ext()` function is defined in all three implementation, in order to simplify coding of array range extensions:

```

listing C.6 (C++)
30 template<class n_t>
31 inline rng_t ext(const rng_t &r, const n_t &n) {
32   return rng_t(
33     (r - n).first(),
34     (r + n).last()
35   );
36 }

```

```

listing P.5 (Python)
31 def ext(r, n):
32   if (type(n) == int) & (n == 1):
33     n = one
34   return slice(
35     (r - n).start,
36     (r + n).stop
37   )

```

```

listing F.4 (Fortran)
92 module halo_m
93   use arakawa_c_m
94   implicit none
95
96   interface ext
97     module procedure ext_n
98     module procedure ext_h

```

```

99   end interface
100
101   contains
102
103   function ext_n(r, n) result (return)
104     integer, intent(in) :: r(2)
105     integer, intent(in) :: n
106     integer :: return(2)
107
108     return = (/ r(1) - n, r(2) + n /)
109   end function
110
111   function ext_h(r, h) result (return)
112     integer, intent(in) :: r(2)
113     type(half_t), intent(in) :: h
114     integer :: return(2)
115
116     return = (/ r(1) - h, r(2) + h /)
117   end function
118 end module

```

Consequently, a range depicted by $i \pm 1/2$ may be expressed in the code as `ext(i, h)`.

2.5. Array index permutations

Hereinafter, the $\pi_{a,b}^d$ symbol is used to denote a cyclic permutation of the order d of the set $\{a, b\}$. It is used to generalise the MPDATA formulæ into multiple dimensions using the following notation:

$$\sum_{d=0}^1 \psi_{[i,j]+\pi_{1,0}^d} = \psi_{[i+1,j]} + \psi_{[i,j+1]}$$

Blitz++ ships with the `RectDomain` class (aliased here as `idx_t`) for specifying array ranges in multiple dimensions. The π permutation is implemented in C++ as a function `pi()` returning an instance of `idx_t` constructed with a permutation of the `i` and `j` arguments of `pi()`, with permutation order dependant on the template parameter `d`:

```

listing C.7 (C++)
37 template<int d>
38 inline idx_t pi(const rng_t &i, const rng_t &j);
39
40 template<>
41 inline idx_t pi<0>(const rng_t &i, const rng_t &j)
42 {
43   return idx_t({i,j});
44 };
45
46 template<>
47 inline idx_t pi<1>(const rng_t &j, const rng_t &i)
48 {
49   return idx_t({i,j});
50 };

```

NumPy uses tuples of slices for addressing multi-dimensional arrays with a single object, hence the following definition of function `pi()` suffices to represent π :

```

listing P.6 (Python)
38 def pi(d, *idx):
39   return (idx[d], idx[d-1])

```

In the Fortran implementation an analogous behaviour is obtained by introducing a function `pi()` returning a pointer the array elements specified by `i` and `j` interpreted as (i,j) or (j,i) depending on the value of the argument `d`. In addition to `pi()`, a helper `span()` function returning the length of one of the vectors passed as argument is defined:

listing F.5 (Fortran)

```

119 module pi_m
120 use real_m
121 implicit none
122 contains
123 function pi(d, arr, i, j) result(return)
124 integer, intent(in) :: d
125 real(real_t), intent(in), pointer :: arr(:, :)
126 real(real_t), pointer :: return(:, :)
127 integer, intent(in) :: i(2), j(2)
128 select case (d)
129 case (0)
130 return => arr( i(1) : i(2), j(1) : j(2) )
131 case (1)
132 return => arr( j(1) : j(2), i(1) : i(2) )
133 end select
134 end function
135
136 pure function span(d, i, j) result(return)
137 integer, intent(in) :: i(2), j(2)
138 integer, intent(in) :: d
139 integer :: return
140 select case (d)
141 case (0)
142 return = i(2) - i(1) + 1
143 case (1)
144 return = j(2) - j(1) + 1
145 end select
146 end function
147 end module

```

```

76 // accessor methods
77 arr_t state() {
78     return psi[n](i, j).reindex({0, 0});
79 }
80
81 arr_t courant(int d)
82 {
83     return C[d];
84 }
85
86 // helper methods invoked by solve()
87 virtual void advop() = 0;
88
89 void cycle()
90 {
91     n = (n + 1) % 2 - 2;
92 }
93
94 // integration logic
95 void solve(const int nt)
96 {
97     for (int t = 0; t < nt; ++t)
98     {
99         bcx.fill_halos(psi[n], ext(j, hlo));
100        bcy.fill_halos(psi[n], ext(i, hlo));
101        advop();
102        cycle();
103    }
104 }
105 };

```

2.6. A prototype solver

The tasks to be handled by a prototype advection equation solver proposed herein are:

- (i) storing arrays representing the ψ and \vec{C} fields and any required housekeeping data,
- (ii) allocating and deallocating the required memory,
- (iii) providing access to the solver state, and
- (iv) performing the integration by invoking the advection-operator and boundary-condition handling routines.

In the following C++ definition of the **solver** structure, task (i) is represented with the definition of the structure member fields; task (ii) is split between the **solver**'s constructor and the destructors of **arrvec_t**; task (iii) is handled by the accessor methods; task (iv) is handled within the **solve** method:

listing C.8 (C++)

```

51 template<class bcx_t, class bcy_t>
52 struct solver
53 {
54     // member fields
55     arrvec_t psi, C;
56     int n, hlo;
57     rng_t i, j;
58     bcx_t bcx;
59     bcy_t bcy;
60
61     // ctor
62     solver(int nx, int ny, int hlo) :
63         hlo(hlo),
64         n(0),
65         i(0, nx-1),
66         j(0, ny-1),
67         bcx(i, j, hlo),
68         bcy(j, i, hlo)
69     {
70         for (int l = 0; l < 2; ++l)
71             psi.push_back(new arr_t(ext(i, hlo), ext(j, hlo)));
72         C.push_back(new arr_t(ext(i, h), ext(j, hlo)));
73         C.push_back(new arr_t(ext(i, hlo), ext(j, h)));
74     }
75 };

```

The **solver** structure is an abstract definition (containing a pure virtual method) requiring its ancestors to implement at least the **advop()** method which is expected to fill **psi[n+1]** with the values of **psi[n]** advected within one timestep. The two template parameters **bcx_t** and **bcy_t** allow the solver to operate with any kind of boundary condition structures that fulfil the requirements implied by the calls to the methods of **bcx** and **bcy**, respectively.

The sizes of the arrays representing the two time-levels $\psi^{[n]}$ and $\psi^{[n+1]}$ of ψ are defined by the domain size ($n_x \times n_y$) plus the halo region. The size of the halo region is an argument of the constructor.

The arrays representing the $C^{[x]}$ and $C^{[y]}$ components of \vec{C} , require $n_x + 1 \times n_y$ and $n_x \times n_y + 1$ elements, respectively (being laid out on the Arakawa-C staggered grid).

Python definition of the **Solver** class follows closely the C++ structure definition:

listing P.7 (Python)

```

40 class Solver(object):
41     # ctor-like method
42     def __init__(self, bcx, bcy, nx, ny, hlo):
43         self.n = 0
44         self.hlo = hlo
45         self.i = slice(hlo, nx + hlo)
46         self.j = slice(hlo, ny + hlo)
47
48         self.bcx = bcx(0, self.i, hlo)
49         self.bcy = bcy(1, self.j, hlo)
50
51         self.psi = (
52             numpy.empty((
53                 ext(self.i, self.hlo).stop,
54                 ext(self.j, self.hlo).stop
55             ), real_t),
56             numpy.empty((
57                 ext(self.i, self.hlo).stop,
58                 ext(self.j, self.hlo).stop
59             ), real_t)
60         )
61
62         self.C = (
63             numpy.empty((
64                 ext(self.i, hlf).stop,
65                 ext(self.j, self.hlo).stop
66             ), real_t),

```

```

67     numpy.empty((
68         ext(self.i, self.hlo).stop,
69         ext(self.j, hlf).stop
70     ), real_t)
71 )
72
73 # accessor methods
74 def state(self):
75     return self.psi[self.n][self.i, self.j]
76
77 # helper methods invoked by solve()
78 def courant(self, d):
79     return self.C[d][:]
80
81 def cycle(self):
82     self.n = (self.n + 1) % 2 - 2
83
84 # integration logic
85 def solve(self, nt):
86     for t in range(nt):
87         self.bcx.fill_halos(
88             self.psi[self.n], ext(self.j, self.hlo)
89         )
90         self.bcy.fill_halos(
91             self.psi[self.n], ext(self.i, self.hlo)
92         )
93         self.advop()
94         self.cycle()
95

```

The key difference stems from the fact that unlike Blitz++, NumPy does not allow an array to have arbitrary index base – in NumPy the first element is always addressed with 0. Consequently, while in C++ (and Fortran) the computational domain is chosen to start at (i=0, j=0) and hence a part of the halo region to have negative indices, in Python the halo region starts at (0,0). However, since the whole halo logic is hidden within the solver, such details are not exposed to the user. The **bcx** and **bcy** boundary-condition specifications are passed to the solver through constructor-like **__init__()** method as opposed to template parameters in C++.

The C++ and Python prototype solver implementations introduced above allowed the solvers to operate with any boundary condition objects provided the requirements imposed by calls to these objects' methods were fulfilled (at compile-time in case of C++, and at run-time in the case of Python). In order to obtain an analogous behaviour with Fortran, it is required to define, prior to definition of a solver type, an abstract type with deferred procedures having abstract interfaces [see Table 2.1 in 22, for a summary of approximate correspondence of OOP nomenclature between Fortran and C++]:

```

148 module bcd_m
149     use arrvec_m
150     implicit none
151
152     type, abstract :: bcd_t
153     contains
154     procedure(bcd_fill_halos), deferred :: fill_halos
155     procedure(bcd_init), deferred :: init
156 end type
157
158 abstract interface
159     subroutine bcd_fill_halos(this, a, j)
160         import :: bcd_t, real_t
161         class(bcd_t) :: this
162         real(real_t), pointer, contiguous :: a(:, :)
163         integer :: j(2)
164     end subroutine
165
166     subroutine bcd_init(this, d, n, hlo)
167         import :: bcd_t
168         class(bcd_t) :: this
169         integer :: d, n, hlo

```

listing F.6 (Fortran)

```

170     end subroutine
171 end interface
172 end module

```

Having defined the abstract type for boundary-condition objects, a definition of a solver class following closely the C++ and Python counterparts may be provided:

```

173 module solver_m
174     use arrvec_m
175     use bcd_m
176     use arakawa_c_m
177     use halo_m
178     implicit none
179
180     type, abstract :: solver_t
181     class(arrvec_t), pointer :: psi, C
182     integer :: n, hlo
183     integer :: i(2), j(2)
184     class(bcd_t), pointer :: bcx, bcy
185     contains
186     procedure :: solve => solver_solve
187     procedure :: state => solver_state
188     procedure :: courant => solver_courant
189     procedure :: cycle => solver_cycle
190     procedure(solver_advop), deferred :: advop
191 end type
192
193 abstract interface
194     subroutine solver_advop(this)
195         import solver_t
196         class(solver_t) :: this
197     end subroutine
198 end interface
199
200 contains
201
202 subroutine solver_ctor(this, bcx, bcy, nx, ny, hlo)
203     use arakawa_c_m
204     use halo_m
205     class(solver_t) :: this
206     class(bcd_t), intent(in), pointer :: bcx, bcy
207     integer, intent(in) :: nx, ny, hlo
208
209     this%n = 0
210     this%hlo = hlo
211     this%bcx => bcx
212     this%bcy => bcy
213
214     this%i = (/ 0, nx - 1 /)
215     this%j = (/ 0, ny - 1 /)
216
217     call bcx%init(0, nx, hlo)
218     call bcy%init(1, ny, hlo)
219
220     allocate(this%psi)
221     call this%psi%ctor(2)
222     block
223         integer :: n
224         do n=0, 1
225             call this%psi%init(
226                 n, ext(this%i, hlo), ext(this%j, hlo)
227             )
228         end do
229     end block
230
231     allocate(this%C)
232     call this%C%ctor(2)
233     call this%C%init(
234         0, ext(this%i, h), ext(this%j, hlo)
235     )
236     call this%C%init(
237         1, ext(this%i, hlo), ext(this%j, h)
238     )
239 end subroutine
240
241 subroutine solver_dtor(this)
242     class(solver_t) :: this
243     call this%psi%dtor()
244     call this%C%dtor()
245     deallocate(this%psi, this%C)
246 end subroutine
247

```

listing F.7 (Fortran)

```

248 function solver_state(this) result (return)
249 class(solver_t) :: this
250 real(real_t), pointer :: return(:, :)
251 return => this%psi%at(this%n)%p%a(
252     this%i(1) : this%i(2),
253     this%j(1) : this%j(2)
254 )
255 end function
256
257 function solver_courant(this, d) result (return)
258 class(solver_t) :: this
259 integer :: d
260 real(real_t), pointer :: return(:, :)
261 return => this%C%at(d)%p%a
262 end function
263
264 subroutine solver_cycle(this)
265 class(solver_t) :: this
266 this%n = mod(this%n + 1 + 2, 2) - 2
267 end subroutine
268
269 subroutine solver_solve(this, nt)
270 class(solver_t) :: this
271 integer, intent(in) :: nt
272 integer :: t
273
274 do t = 0, nt-1
275     call this%bcx%fill_halos(
276         this%psi%at(this%n)%p%a, ext(this%j, this%hlo)
277     )
278     call this%bcy%fill_halos(
279         this%psi%at(this%n)%p%a, ext(this%i, this%hlo)
280     )
281     call this%advop()
282     call this%cycle()
283 end do
284 end subroutine
285 end module

```

As a side note, it is worth mentioning that the proposed design is readily extendable to handle concurrent computations using domain decomposition. The proposed prototype solver is basically ready to be applied in a distributed memory setup (e.g. using MPI) since all necessary communication logic could be placed in the boundary-condition objects not requiring any changes to the solver itself. Shared-memory parallelisation (e.g. OpenMP) would require minimal changes to the solver structure (the **advop()** method would need to be called in a concurrently executed loop), leaving the boundary condition- and advection operator-representing logic basically untouched.

Finally, it has to be underlined that the proposed prototype solver is designed just as a minimal example to present the concepts described in the paper.

2.7. Periodic boundaries (C++)

The solver definition described in section 2.6 required a given boundary condition object to implement a **fill_halos()** method. An implementation of periodic boundary conditions in C++ is provided in the following listing:

```

106 template<int d>
107 struct cyclic
108 {
109     // member fields
110     rng_t left_halo, right_halo;
111     rng_t left_edge, right_edge;
112
113     // ctor
114     cyclic(
115         const rng_t &i, const rng_t &j, int hlo
116     ) :
117         left_halo(i.first()-hlo, i.first()-1),
118         right_edge(i.last()-hlo+1, i.last() ),
119         right_halo(i.last()+1, i.last()+hlo )

```

```

120     left_edge(i.first(), i.first()+hlo-1)
121     {}
122
123     // method invoked by the solver
124     void fill_halos(const arr_t &a, const rng_t &j)
125     {
126         a(pi<d>(left_halo, j)) = a(pi<d>(right_halo, j));
127         a(pi<d>(right_halo, j)) = a(pi<d>(left_halo, j));
128     }
129 };

```

As hinted by the member field names, the **fill_halos()** methods fill the left/right halo regions with data from the right/left edges of the domain. Thanks to employment of the function **pi()** described in section 2.5 the same code may be applied in any dimension (here being a template parameter).

Listings P.8 and F.8 contain the Python and Fortran counterparts to listing C.9.

2.8. Donor-cell formulæ (C++)

MPDATA is an iterative algorithm in which each iteration takes the form of the so-called donor-cell formula which itself is a first-order advection scheme. The set of functions related to the donor-cell scheme is encapsulated within the **donorcell** namespace in C++:

```

130 namespace donorcell
131 {

```

MPDATA and donor-cell are explicit forward-in-time algorithms – they allow to predict $\psi^{[n+1]}$ as a function of $\psi^{[n]}$ where n and $n + 1$ denote two adjacent time levels. The donor-cell scheme may be written as [eq. 2 in 7]:

$$\psi_{[i,j]}^{[n+1]} = \psi_{[i,j]}^{[n]} - \sum_{d=0}^{N-1} \left(F \left[\psi_{[i,j]}^{[n]}, \psi_{[i,j]+\pi_{1,0}^d}, C_{[i,j]+\pi_{1,0}^d}^{[d]} \right] - F \left[\psi_{[i,j]+\pi_{-1,0}^d}, \psi_{[i,j]}^{[n]}, C_{[i,j]+\pi_{-1,0}^d}^{[d]} \right] \right) \quad (2)$$

where N is the number of dimensions, and F is the so-called flux function [7, eq. 3]:

$$\begin{aligned} F(\psi_L, \psi_R, C) &= \max(C, 0) \cdot \psi_L + \min(C, 0) \cdot \psi_R \\ &= \frac{C + |C|}{2} \cdot \psi_L + \frac{C - |C|}{2} \cdot \psi_R \end{aligned} \quad (3)$$

The flux function takes the following form in C++:

```

132 template<class T1, class T2, class T3>
133 inline auto F(
134     const T1 &psi_l, const T2 &psi_r, const T3 &C
135 ) return_macro(
136     (
137         (C + abs(C)) * psi_l +
138         (C - abs(C)) * psi_r
139     ) / 2
140 )

```

Equation 2 is split into the terms under the summation (effectively the 1-dimensional donor-cell formula):

```

141 template<int d>
142 inline auto donorcell(
143     const arr_t &psi, const arr_t &C,
144     const rng_t &i, const rng_t &j

```



```

145 ) return_macro(
146     F(
147         psi(pi<d>(i, j)),
148         psi(pi<d>(i+1, j)),
149         C(pi<d>(i+h, j))
150     ) -
151     F(
152         psi(pi<d>(i-1, j)),
153         psi(pi<d>(i, j)),
154         C(pi<d>(i-h, j))
155     )
156 )

```

and the actual two-dimensional donor-cell formula:

```

listing C.13 (C++)
157 void op(
158     const arrvec_t &psi, const int n,
159     const arrvec_t &C,
160     const rng_t &i, const rng_t &j
161 ) {
162     psi[n+1](i, j) = psi[n](i, j)
163         - donorcell<0>(psi[n], C[0], i, j)
164         - donorcell<1>(psi[n], C[1], j, i);
165 }

```

Finally, the C++ namespace is ended with:

```

listing C.14 (C++)
166 };

```

Listings P.9-P11 and F.9-F.13 contain the Python and Fortran counterparts to listings C.12-C.15.

2.9. A donor-cell solver (C++)

As mentioned in the previous section, the donor-cell formula constitutes an advection scheme, hence we may use it to create a `solver_donorcell` implementation of the abstract `solver` class:

```

listing C.15 (C++)
167 template<class bcx_t, class bcy_t>
168 struct solver_donorcell : solver<bcx_t, bcy_t>
169 {
170     solver_donorcell(int nx, int ny) :
171         solver<bcx_t, bcy_t>(nx, ny, 1)
172     {}
173
174     void advop()
175     {
176         donorcell::op(
177             this->psi, this->n, this->C,
178             this->i, this->j
179         );
180     }
181 };

```

Listings P.12 and F.14 contain the Python and Fortran counterparts to listing C.16.

2.10. MPDATA formulæ (C++)

MPDATA introduces corrective steps to the algorithm defined by equation 2 and 3. Each corrective step has the form of equation 2 with the Courant numbers replaced with those defined by the so-called antidiffusive velocities, and with ψ fields from the previous iterations. The Courant number field corresponding to the basic MPDATA antidiffusive velocity takes the following form [eqs 13, 14 in 7]:

$$\begin{aligned}
 C_{[i,j]+\pi_{i,0}^d}^{[d]} &= \left| C_{[i,j]+\pi_{i,0}^d}^{[d]} \right| \cdot \left[1 - \left| C_{[i,j]+\pi_{i,0}^d}^{[d]} \right| \right] \cdot A_{[i,j]}^{[d]}(\psi) \\
 &- \sum_{q=0, q \neq d}^N C_{[i,j]+\pi_{i,0}^d}^{[d]} \cdot \bar{C}_{[i,j]+\pi_{i,0}^d}^{[q]} \cdot B_{[i,j]}^{[d]}(\psi)
 \end{aligned} \quad (4)$$

where

$$\bar{C}_{[i,j]+\pi_{i,0}^d}^{[q]} = \frac{1}{4} \cdot \left(C_{[i,j]+\pi_{1,1/2}^d}^{[q]} + C_{[i,j]+\pi_{0,1/2}^d}^{[q]} + C_{[i,j]+\pi_{1,-1/2}^d}^{[q]} + C_{[i,j]+\pi_{0,-1/2}^d}^{[q]} \right) \quad (5)$$

and where for positive-definite ψ , the A and B terms take the following form⁷:

$$A_{[i,j]}^{[d]} = \frac{\psi_{[i,j]+\pi_{1,0}^d} - \psi_{[i,j]}}{\psi_{[i,j]+\pi_{1,0}^d} + \psi_{[i,j]}} \quad (6)$$

$$B_{[i,j]}^{[d]} = \frac{1}{2} \frac{\psi_{[i,j]+\pi_{1,1}^d} + \psi_{[i,j]+\pi_{0,1}^d} - \psi_{[i,j]+\pi_{1,-1}^d} - \psi_{[i,j]+\pi_{0,-1}^d}}{\psi_{[i,j]+\pi_{1,1}^d} + \psi_{[i,j]+\pi_{0,1}^d} + \psi_{[i,j]+\pi_{1,-1}^d} + \psi_{[i,j]+\pi_{0,-1}^d}} \quad (7)$$

The set of functions related to MPDATA is encapsulated within the `mpdata` namespace in C++:

```

listing C.16 (C++)
182 namespace mpdata
183 {

```

If the denominator in equations 6 or 7 equals zero for a given i and j , the corresponding $A_{[i,j]}$ and $B_{[i,j]}$ are set to zero what may be conveniently represented with the `where` construct (available in all three considered languages):

```

listing C.17 (C++)
184 template<class nom_t, class den_t>
185 inline auto frac(
186     const nom_t &nom, const den_t &den
187 ) return_macro(
188     where(den > 0, nom / den, 0)
189 )

```

The A term defined in equation 6 takes the following form:

```

listing C.18 (C++)
190 template<int d>
191 inline auto A(const arr_t &psi,
192     const rng_t &i, const rng_t &j)
193 ) return_macro(
194     frac(
195         psi(pi<d>(i+1, j)) - psi(pi<d>(i, j)),
196         psi(pi<d>(i+1, j)) + psi(pi<d>(i, j))
197     )
198 )

```

The B term defined in equation 7 takes the following form:

```

listing C.19 (C++)
199 template<int d>
200 inline auto B(const arr_t &psi,
201     const rng_t &i, const rng_t &j)
202 ) return_macro(
203     frac(
204         psi(pi<d>(i+1, j+1)) + psi(pi<d>(i, j+1)) -
205         psi(pi<d>(i+1, j-1)) - psi(pi<d>(i, j-1)),
206         psi(pi<d>(i+1, j+1)) + psi(pi<d>(i, j+1)) +
207         psi(pi<d>(i+1, j-1)) + psi(pi<d>(i, j-1))
208     ) / 2
209 )

```

Equation 5 takes the following form:

⁷ Since $\psi \geq 0$, $|A| \leq 1$ and $|B| \leq 1$. See Smolarkiewicz [11, Sec. 4.2] for description of adaptation of the formulæ for advection of fields of variable sign

```

listing C.20 (C++)
210 template<int d>
211 inline auto C_bar(
212     const arr_t &C,
213     const rng_t &i,
214     const rng_t &j
215 ) return_macro(
216     (
217         C(pi<d>(i+1, j+h)) + C(pi<d>(i, j+h)) +
218         C(pi<d>(i+1, j-h)) + C(pi<d>(i, j-h))
219     ) / 4
220 )

```

Equation 4 take the following form:

```

listing C.21 (C++)
221 template<int d>
222 inline auto antidiff(
223     const arr_t &psi,
224     const rng_t &i, const rng_t &j,
225     const arrvec_t &C
226 ) return_macro(
227     abs(C[d](pi<d>(i+h, j)))
228     * (1 - abs(C[d](pi<d>(i+h, j))))
229     * A<d>(psi, i, j)
230     - C[d](pi<d>(i+h, j))
231     * C_bar<d>(C[d-1], i, j)
232     * B<d>(psi, i, j)
233 )

```

Finally, the C++ namespace is ended with:

```

listing C.22 (C++)
234 };

```

Listings P.13-PP.17 and F.15-F.21 contain the Python and Fortran counterparts to listing C.16-C.22.

2.11. An MPDATA solver (C++)

An MPDATA solver may be now constructed with the following definition in C++:

```

listing C.23 (C++)
235 template<int n_iters, class bcx_t, class bcy_t>
236 struct solver_mpdata : solver<bcx_t, bcy_t>
237 {
238     // member fields
239     arrvec_t tmp[2];
240     rng_t im, jm;
241
242     // ctor
243     solver_mpdata(int nx, int ny) :
244         solver<bcx_t, bcy_t>(nx, ny, 1),
245         im(this->i.first() - 1, this->i.last()),
246         jm(this->j.first() - 1, this->j.last())
247     {
248         int n_tmp = n_iters > 2 ? 2 : 1;
249         for (int n = 0; n < n_tmp; ++n)
250         {
251             tmp[n].push_back(new arr_t(
252                 this->C[0].domain()[0], this->C[0].domain()[1])
253             );
254             tmp[n].push_back(new arr_t(
255                 this->C[1].domain()[0], this->C[1].domain()[1])
256             );
257         }
258     }
259
260     // method invoked by the solver
261     void advop()
262     {
263         for (int step = 0; step < n_iters; ++step)
264         {
265             if (step == 0)
266                 donorcell::op(this->psi,
267                     this->n, this->C, this->i, this->j);
268             else
269             {
270                 this->cycle();
271                 this->bcx.fill_halos(
272                     this->psi[this->n], ext(this->j, this->hlo)

```

```

273         );
274         this->bcy.fill_halos(
275             this->psi[this->n], ext(this->i, this->hlo)
276         );
277
278         // choosing input/output for antidiff C
279         const arrvec_t
280             &C_unco = (step == 1)
281             ? this->C
282             : (step % 2)
283             ? tmp[1] // odd steps
284             : tmp[0], // even steps
285             &C_corr = (step % 2)
286             ? tmp[0] // odd steps
287             : tmp[1]; // even steps
288
289         // calculating the antidiffusive C
290         C_corr[0](this->im+h, this->j) =
291             mpdata::antidiff<0>(
292                 this->psi[this->n],
293                 this->im, this->j, C_unco
294             );
295         this->bcy.fill_halos(C_corr[0], ext(this->i, h));
296
297         C_corr[1](this->i, this->jm+h) =
298             mpdata::antidiff<1>(
299                 this->psi[this->n],
300                 this->jm, this->i, C_unco
301             );
302         this->bcx.fill_halos(C_corr[1], ext(this->j, h));
303
304         // donor-cell step
305         donorcell::op(this->psi,
306             this->n, C_corr, this->i, this->j);
307     }
308 }
309 };
310 };

```

2.12. Usage example (C++)

The following listing provides an example of how the MPDATA solver defined in section 2.11 may be used together with the cyclic boundary conditions defined in section 2.7. In the example a Gaussian signal is advected in a 2D domain defined over a grid of 24×24 cells. The program first plots the initial condition, then performs the integration for 75 timesteps with three different settings of the number of iterations used in MPDATA. The signal shape at the end of each simulation is plotted as well. Plotting is done with the help of the gnuplot-iostream library. The resultant plot is presented herein as Figure 2

```

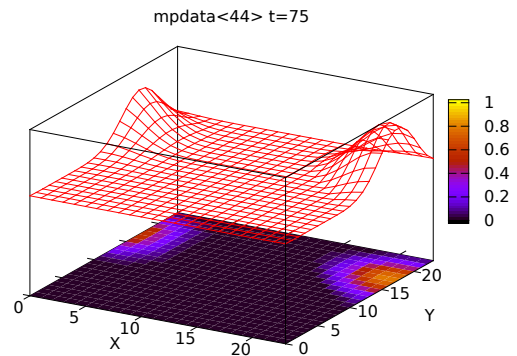
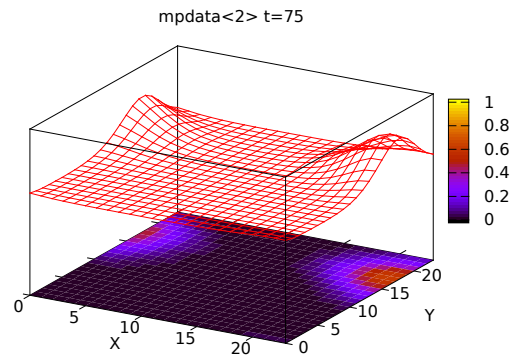
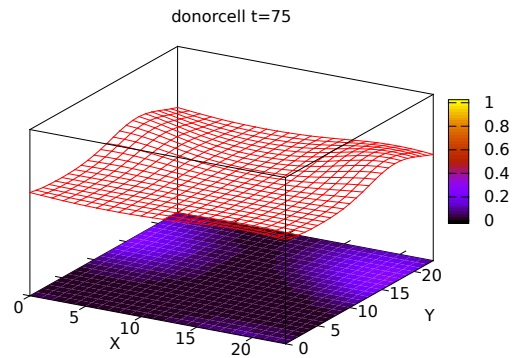
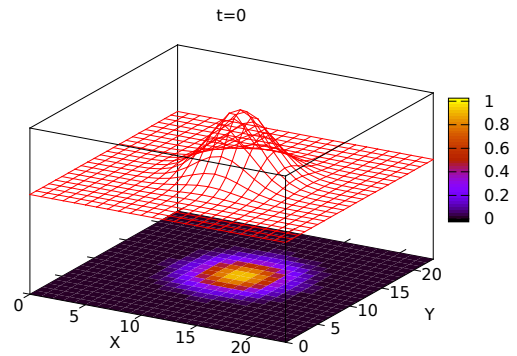
listing C.24 (C++)
311 #include "listings.hpp"
312 #define GNUPLOT_ENABLE_BLITZ
313 #include <gnuplot-iostream/gnuplot-iostream.h>
314
315 enum {x, y};
316
317 template <class T>
318 void setup(T &solver, int n[2])
319 {
320     blitz::firstIndex i;
321     blitz::secondIndex j;
322     solver.state() = exp(
323         -sqr(i-n[x]/2.) / (2*pow(n[x]/10., 2))
324         -sqr(j-n[y]/2.) / (2*pow(n[y]/10., 2))
325     );
326     solver.courant(x) = -.5;
327     solver.courant(y) = -.25;
328 }
329
330 int main()
331 {
332     int n[] = {24, 24}, nt = 75;
333     Gnuplot gp;
334     gp << "set term pdf size 10cm, 30cm\n"
335         << "set output 'figure.pdf'\n"
336         << "set multiplot layout 4,1\n"

```

```

337 << "set border 4095\n"
338 << "set xtics out\n"
339 << "set ytics out\n"
340 << "unset ztics\n"
341 << "set xlabel 'X'\n"
342 << "set ylabel 'Y'\n"
343 << "set xrange [0:" << n[x]-1 << "]\n"
344 << "set yrange [0:" << n[y]-1 << "]\n"
345 << "set zrange [-.666:1]\n"
346 << "set cbrange [-.025:1.025]\n"
347 << "set palette maxcolors 42\n"
348 << "set pm3d at b\n";
349 std::string binfmt;
350 {
351     solver_donorcell<cyclic<x>, cyclic<y>>
352     slv(n[x], n[y]);
353     setup(slv, n);
354     binfmt = gp.binfmt(slv.state());
355     gp << "set title 't=0'\n"
356         << "splot '-' binary" << binfmt
357         << "with lines notitle\n";
358     gp.sendBinary(slv.state().copy());
359     slv.solve(nt);
360     gp << "set title 'donorcell t=" << nt << "'\n"
361         << "splot '-' binary" << binfmt
362         << "with lines notitle\n";
363     gp.sendBinary(slv.state().copy());
364 } {
365     const int it = 2;
366     solver_mpdata<it, cyclic<x>, cyclic<y>>
367     slv(n[x], n[y]);
368     setup(slv, n);
369     slv.solve(nt);
370     gp << "set title 'mpdata<" << it << "> "
371         << "t=" << nt << "'\n"
372         << "splot '-' binary" << binfmt
373         << "with lines notitle\n";
374     gp.sendBinary(slv.state().copy());
375 } {
376     const int it = 44;
377     solver_mpdata<it, cyclic<x>, cyclic<y>>
378     slv(n[x], n[y]);
379     setup(slv, n);
380     slv.solve(nt);
381     gp << "set title 'mpdata<" << it << "> "
382         << "t=" << nt << "'\n"
383         << "splot '-' binary" << binfmt
384         << "with lines notitle\n";
385     gp.sendBinary(slv.state().copy());
386 }
387 }

```



3. Performance evaluation

The three introduced implementations of MPDATA were tested with the following set-ups employing free and open-source tools:

C++:

- GCC g++ 4.8.0⁸ with Blitz++ 0.10

Python:

- CPython 2.7.3 with NumPy 1.6.2
- PyPy 1.9.0 with built-in NumPy implementation

Fortran:

- GCC gfortran 4.8.0⁸

⁸GNU Compiler Collection trunk revision 193662 packaged in the Debian's gcc-snapshot_20121120-1

Figure 2: Plot generated by the program given in listing C.24. See section 2.12 for details.

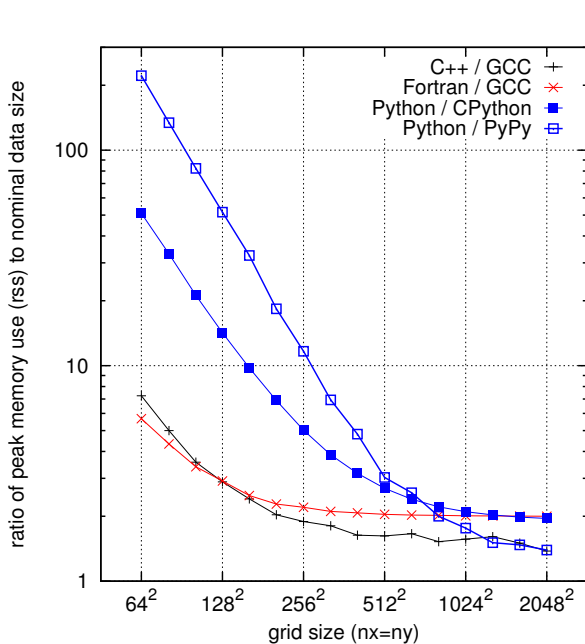


Figure 3: Memory consumption statistics for the test runs described in Section 3 plotted as a function of grid size. Peak resident set size (rss) values reported by the GNU time utility are normalised by the size of data that needs to be allocated in the program to store all declared grid-sized arrays. Asymptotic values reached at the largest grid sizes are indicative of temporary storage requirements.

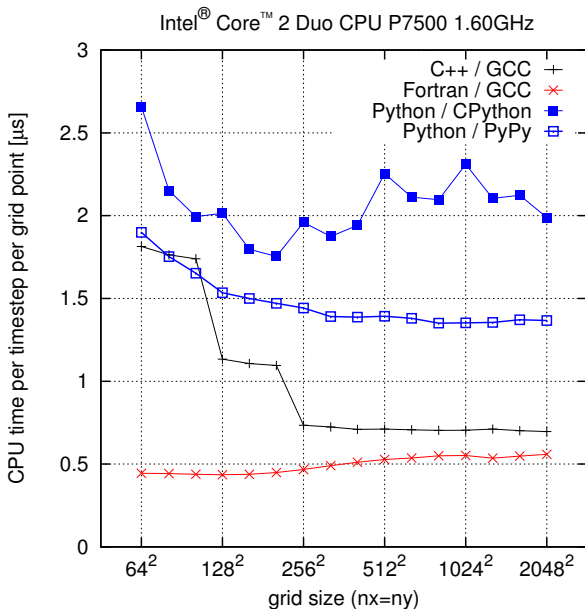


Figure 4: Execution time statistics for the test runs described in Section 3 plotted as a function of grid size. Values of the total user mode cpu time reported by the GNU time utility are and normalised by the grid size ($nx = ny$) and the number of timesteps $nt = 2^{24}/(nx \cdot ny)$. Before normalisation the time reported for an $nt = 0$ run for a corresponding domain size is subtracted from the values. Both the $nt = 0$ and $nt = 2^{24}/(nx \cdot ny)$ runs are repeated three times and the shortest times are taken into account only. Results obtained with an Intel® Core™ 2 Duo 1.6 GHz processor.

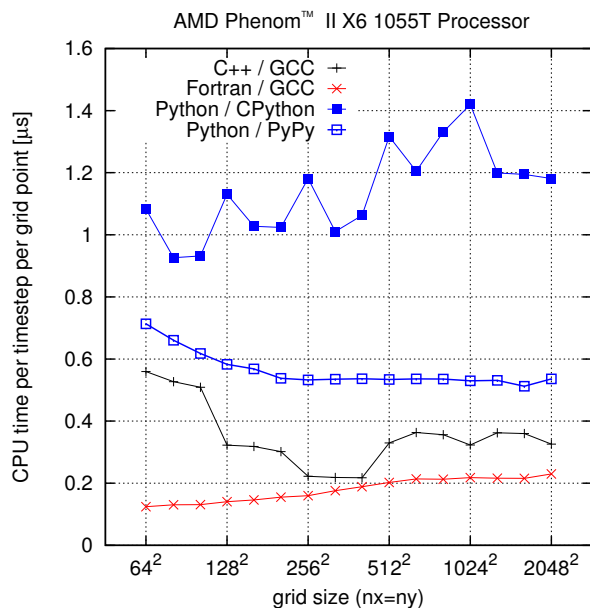


Figure 5: Same as Fig. 4 for an AMD Phenom™ II 800 MHz processor.

All performance tests were run on a Debian GNU/Linux system with the above-listed software obtained via binary packages from the Debian's "sid" collection (most recent package versions at the time of writing). The tests were performed on two 64-bit machines equipped with an AMD Phenom™ II X6 1055T (800 MHz, ca. 5600 BogoMIPS) and an Intel® Core™ 2 Duo P7500 (1.6 GHz, ca. 3200 BogoMIPS) processors.

For both C++ and Fortran the GCC compilers were invoked with the **-Ofast** and **-march=native** options imposing, among other optimisations, automatic vectorisation and finite-only arithmetics (i.e. non-standard-compliant treatment of NaN and Inf values). GCC compilation did result in vectorised code for C++ only (vectorised loops within the Blitz++ headers, as reported by the messages triggered by the **-ftree-vectorizer-verbose** option).

The Python code was tested with the standard Python implementation CPython and with PyPy. PyPy is an alternative implementation of Python featuring a just-in-time compiler. PyPy includes a partial reimplement of NumPy that compiles NumPy expressions into native assembler. Thanks to employment of lazy evaluation of array expressions (cf. Sect. 2.1) PyPy allows to eliminate the use of temporary matrices for storing intermediate results, and to perform multiple operations on the arrays within a single array index traversal. Consequently, PyPy allows to overcome the same performance-limiting factors as those addressed by Blitz++, although the underlying mechanisms are different. In contrast to other solutions for improving performance of NumPy-based codes such as Cython or numexpr, PyPy does not require any modifications to the code and allows to preserve its object-oriented structure. PyPy may thus serve as a drop-in replacement for CPython ready to be used with previously-developed codes.

The same set of tests was run with all four set-ups. Each test set consisted of 16 program runs. The test programs are

analogous to the example code presented in section 2.12. The tests were run with different grid sizes ranging from 64×64 to 2048×2048 . The Gaussian impulse was advected for $nt = 2^{24}/(nx \cdot ny)$ timesteps, in order to assure comparable timing accuracy for all grid sizes. Three MPDATA iterations were used (i.e. two corrective steps). The initial condition was loaded from a text file, and the final values were compared at the end of the test with values loaded from another text file assuring the same results were obtained with all four set-ups. The tests were run multiple times; program startup, data loading, and output verification times were subtracted from the reported values (see caption of Figure 4 for details).

Figure 3 presents a plot of the peak memory use⁹ as a function of grid size. The plotted values are normalised by the nominal size of all data arrays used in the program (i.e. two $(nx+2) \times (ny+2)$ arrays representing the two time levels of ψ , a $(nx+1) \times (ny+2)$ array representing the $C^{[x]}$ component of the Courant number field, a $(nx+2) \times (ny+1)$ array representing the $C^{[y]}$ component, and two pairs of arrays of the size of $C^{[x]}$ and $C^{[y]}$ for storing the antidiffusive velocities, all composed of 8-byte double-precision floating point numbers). Plotted statistics reveal a notable memory footprint of the Python interpreter itself for both CPython and PyPy, losing its significance for domains larger than 1024×1024 . The roughly asymptotic values reached in all four set-ups for grid sizes larger than 1024×1024 are indicative of the amount of temporary memory used for array manipulation. PyPy- and Blitz++-based set-ups consume notably less memory than Fortran and CPython confirming the effectiveness of the just-in-time compilation (PyPy), and the expression-templates (Blitz++) techniques for elimination of temporary storage during array operations.

The CPU time statistics presented in Figures 4 and 5 reveal notable differences between results obtained with the two different processors, however the results agree qualitatively leading to the following observations (where by referring to language names, only the results obtained with the herein considered program codes, and software/hardware configurations are meant):

- Fortran gives shortest execution times for any domain size;
- C++ execution times are less than twice those of Fortran for grids larger than 256×256 ;
- CPython requires from around 4 to almost 10 times more CPU time than Fortran depending on the grid size;
- PyPy execution times are in most cases closer to C++ than CPython.

The support for OOP features in gfortran, the NumPy support in PyPy, and the auto-vectorisation mechanisms in GCC are still in active development and hence the performance with some of the set-ups may likely change with newer versions of these packages.

It is worth mentioning, that even though the three implementations are equally structured, the three considered languages have some inherent differences influencing the execution times. Notably, while Fortran and Blitz++ offer runtime array-bounds and array-shape checks as options not intended for use in production binaries, NumPy performs them always. Additionally,

the C++ and Fortran set-ups may, in principle, benefit from GCC's auto-vectorisation features which do not have yet counterparts in CPython or PyPy. Finally, Fortran uses different ordering for storing array elements in memory, but since all tests were carried out using square grids, this should not have had any impact on the performance (both Blitz++ and NumPy support Fortran's column-major ordering as well, however this feature is still missing from PyPy's built-in NumPy implementation as of PyPy 1.9)

The authors do expect some performance gain could readily be obtained by introducing into the codes what is referred to as *premature optimisation* – code rearrangements aimed solely at the purpose of increasing performance. These were avoided intentionally as they degrade code readability, should in principle be handled by the compilers, and are generally advised to be avoided [e.g. 23, section 3.12].

4. Discussion on the tradeoffs of language choice

One of the aims of this paper is to exemplify the applicability of OOP features of the three considered programming languages (or language-library pairs) for representing what can be referred to as *blackboard abstractions* [22] within the source code of scientific software. Presented benchmark tests, although quite simplistic, together with the experience gained from the development of equally-structured codes in three different languages provide a basis for discussion on the tradeoffs of the programming language. The discussion concerns in principle the development of finite-difference solvers for partial differential equations, but is likely applicable to same extent to development of scientific software in general. A partly objective and partly subjective summary of pros and cons of C++, Python and Fortran, as observed during the development of the presented codes, is presented in the four following subsections.

4.1. OOP for blackboard abstractions

It was shown in section 2 that C++/Blitz++, Python/NumPy and Fortran provide comparable functionalities in terms of matching the blackboard abstractions within the program code. Taking into account solely the part of code representing particular formulæ (e.g. listings C.21, P.17, F.20 and equation 4) all three languages allow to match (or surpass) L^AT_EX in its brevity of formula translation syntax. All three languages were shown to be capable of providing mechanisms to compactly represent such abstractions as:

- loop-free array arithmetics
- definitions of functions returning array-valued expressions
- permutations of array indices allowing dimension-independent definitions of functions (see e.g. listings C.12 and C.13, P.10 and P.11, F.11 and F.12)
- fractional indexing of arrays corresponding to employment of a staggered grid
- associating identifiers with slabs of arrays (e.g. for representing a `psi[left_halo]=psi[right_edge]` assignment)

Three issues specific to Fortran were observed which resulted in employment in some places of a more repetitive or cumbersome syntax than in C++ or Python:

⁹the resident set size (rss) as reported by GNU time (version 1.7-24)

- Fortran does not feature a mechanism allowing to reuse a single piece of code (algorithm) with different data types (compare e.g. listings C.6, P.5 and F.4) such as templates in C++ and the so-called duck typing in Python;
- Fortran does not allow function calls to appear on the left hand side of assignment (see e.g. how the **tmp** pointers were used as a workaround in the **cyclic_fill_halos** method in listing F.8)
- Fortran's built-in array-handling features are not object-oriented, and hence not easily extendable via inheritance, but also subject to some inherent limitations such as lack of support for arrays of arrays (cf. Sect. 2.2)

Interestingly, the limitation in extendability via inheritance was found to exist partially in NumPy as well (see footnote 6). The lack of a counterpart in Fortran to the C++ template mechanism was identified [24] as one of the key deficiencies of Fortran when compared with C++ in context of applicability to object-oriented scientific programming.

4.2. Performance

The timing and memory usage statistics presented in figures 3-5 reveal that no single language/library/compiler set-up corresponded to both shortest execution time and smallest memory footprint. Moreover, the shortest execution times of Fortran correspond to largest memory use.

One may consider performance measures addressing not only the program efficiency but also the factors influencing the development and maintenance time/cost. Taking into account such measures as code length or coding time, the Python environment clearly gains significantly. Presented Python code is shorter than the C++ and Fortran counterparts, and is simpler in terms of syntax and usage (see discussion below).

Employment of the PyPy drop-in replacement for the standard Python implementation brings Python's performance significantly closer to those of C++ and Fortran, in some cases making it the least memory consuming set-up. Python has already been the language of choice for scientific software projects having code clarity or ease of use as the first requirement [see e.g. 25]. PyPy's capability to improve performance of unmodified Python code may actually make Python a favourable choice even if high performance is crucial, especially if a performance-to-development cost measure is to be considered.

4.3. Ease of use and abuse

Using the number of lines of code or the number of distinct language keywords needed to implement the MPDATA-based solver presented in section 2 as measures of syntax brevity, Python clearly surpasses its rivals. Python was developed with emphasis on code readability and object-orientation. Arguably, taking it to the extreme - Python uses line indentation to define blocks of code and treats even single integers as objects. As a consequence Python is easy to learn and easy to teach. It is also much harder to abuse Python than C++ or Fortran (for instance with **goto** statements, employment of the preprocessor, or the implicit typing in Fortran).

Python simplifies also the building and dissemination of software, especially if multiple architectures and operating systems are targeted. However, CMake is a tool that allows to efficiently automate builds, tests and packaging of C++ and Fortran programs.

Python is also definitely easiest to debug among the three languages. There exist great debugging tools for C++, but the debugging and development is often hindered by indecipherable compiler messages flooded with lengthy type names stemming from employment of templates. OOP with Fortran is a relatively new concept, and the support for the Fortran OOP features among free and open source compilers, debuggers and other programming aids is still not mature.

A factor contributing to the ease of use of the array-handling facilities is the clarity of rules determining their performance. With both Fortran and Python, the memory footprint caused by employment of temporary objects in array arithmetics is dependant on compiler optimisations. In contrast, Blitz++ ensures temporary-array-free computations by design. Similarly, the C++ template mechanism and such features as the C++11 **constexpr** construct allow the programmer to enforce evaluation at compile time¹⁰.

4.4. Added values

The size of the programmers' community of a given language influence the availability of trained personnel, the availability of reusable software components, the maturity of compilers and tools, and the volume and coverage of online and printed information resources. The OOP features were introduced to Fortran only recently, and have not gained wide popularity among users [27]¹¹. Fortran is no longer routinely taught at the universities [28], in contrast to C++ and Python. An example confirming the arguably ceasing popularity of Fortran in academia is the discontinuation of all but C++ printed editions of the "Numerical Recipes" series of Press et al. Fortran is a domain-specific language while Python and C++ are general-purpose languages with disproportionately larger users' communities.

Yet still, in the case of C++ and Python it is also the size of the particular numerical-library users' community that is of importance. Blitz++ is one of several packages that offer high-performance object-oriented array manipulation functionality with C++ (and is not necessarily optimal for every purpose [29]). In contrast, the NumPy package became a de facto standard solution for Python. Consequently, numerous Python libraries adopted NumPy but there are apparently very few C++ libraries offering Blitz++ support out of the box (the gnuplot-iostream used in listing C.24 being a much-appreciated counterexample). However, Blitz++ allows to instantiate its arrays using preexisting data what allows to interface with virtually any library, although requiring additional coding.

¹⁰Useful in context of scientific computing for example to perform compile-time dimensional analysis of the physically-meaningful expressions within the code with no runtime performance penalty Schabel and Watanabe [26]

¹¹an anecdotal yet significant example being the incomplete support for syntax-highlighting of modern Fortran in Vim and Emacs editors

The availability and quality of object-oriented libraries differs among the three considered languages. The built-in standard libraries of Python and C++ are richer than those of Fortran and offer versatile data types, collections of algorithms and facilities for interaction with host operating system. In the authors' experience, the small popularity of OOP techniques among Fortran users is reflected in the library designs. What makes correct use of external libraries more difficult with Fortran is the lack of standard exception handling mechanisms in Fortran, long and *much requested by the numerical community* [30, Foreword].

Finally, the three languages differ as well with regard to availability of mechanisms for leveraging shared-memory parallelisation (e.g. with multi-core processors). GCC supports OpenMP with Fortran and C++, as well as the C++11 built-in support for threads. The CPython and PyPy implementations of Python don't offer any built-in solution for multithreading. However, there are third-party party libraries such as numexpr which can employ multiple cores from a single program. There exist object-oriented libraries for both C++ and Python to transparently use graphics processing units (GPU) such as Thrust [31] and Theano [32].

5. Summary and outlook

Three object-oriented implementations of a prototype solver for the advection equation were introduced. The solvers are based on MPDATA - an algorithm of particular applicability in geophysical fluid dynamics [11]. The three implementations follow the same structure but are implemented in three different languages (or language/library pairs):

- C++ with Blitz++,
- Python with NumPy and
- Fortran

It was the aim of this study to assess the capabilities of these languages for object-oriented scientific programming in context of development of finite-difference partial differential equation solvers. The emphasis was on the capabilities for reproduction within the program code of the mathematical abstractions used for defining the algorithms in journal papers or lecture blackboards.

Presented programs were developed making use of such recent developments as support for C++11 and Fortran 2008 in GCC, and the NumPy support in the PyPy implementation of Python. The key conclusion is that the considered language/library/compiler set-ups offer unprecedented possibilities for using OOP to compactly and faithfully represent within the program source code the mathematical abstractions employed when describing numerical algorithms in literature. The readability and brevity of such code may contribute to its auditability, indispensable for credible and reproducible research in computational science [33, 34, 35]. Employment of OOP helps as well to keep complex programs maintainable, avoiding accumulation of the technical/code debt [36] that besets scientific software in such domains as climate modelling [37]. The fact that all considered standards are open and the employed

tools implementing them are free and open-source is of importance as well [38].

The performance evaluation revealed that:

- the Fortran set-up offered shortest execution times,
- it took the C++ set-up less than twice longer to compute than Fortran,
- C++ and PyPy set-ups offered significantly smaller memory consumption than Fortran and CPython,
- the PyPy set-up was roughly twice slower than C++ and up to twice faster than CPython.

The three equally-structured implementations required ca. 200, 300, and 550 lines of code in Python, C++ and Fortran, respectively.

In addition to the source code presented within the text, a set of tests and build-/test-automation scripts allowing to reproduce the analysis and plots presented in section 3 are all available for download from the project repository¹², and are released under the GNU GPL license [18].

The OOP design enhances the possibilities to reuse and extend the presented code. Development is underway of an object-oriented C++ library featuring concepts presented herein, supporting integration in one to three dimensions, handling systems of equations with source terms, providing miscellaneous options of MPDATA and several parallel processing approaches.

Acknowledgements

Thanks are due Piotr Smolarkiewicz and Hanna Pawłowska. Authors would like to thank Tobias Burnus, Julian Cummings, Patrik Jonsson and Arjen Markus for their feedback on questions posted to Blitz++ and gfortran mailing lists.

SA, AJ and DJ acknowledge funding from the Polish National Science Centre (project no. 2011/01/N/ST10/01483).

Part of the work was carried out during a visit of SA to the National Center for Atmospheric Research (NCAR) in Boulder, Colorado, USA. NCAR is operated by the University Corporation for Atmospheric Research. The visit was funded by the Foundation for Polish Science (START programme).

Development of NumPy support in PyPy was led by Alex Gaynor, Matti Picus and MF.

Appendix P. Python code for sections 2.7–2.11

Periodic Boundaries (cf. Sect. 2.7)

listing P.8 (Python)

```

96 class Cyclic(object):
97     # ctor
98     def __init__(self, d, i, hlo):
99         self.d = d
100         self.left_halo = slice(i.start-hlo, i.start )
101         self.right_edge = slice(i.stop -hlo, i.stop )
102         self.right_halo = slice(i.stop, i.stop +hlo)
103         self.left_edge = slice(i.start, i.start+hlo)
104
105     # method invoked by the solver
106     def fill_halos(self, psi, j):
107         psi[pi(self.d, self.left_halo, j)] = (

```

¹²git repository at <http://github.com/slayoo/mpdata/>

```

108     psi[pi(self.d, self.rght_edge, j)]
109     )
110     psi[pi(self.d, self.rght_halo, j)] = (
111         psi[pi(self.d, self.left_edge, j)]
112     )
113

```

Donor-cell formulae (cf. Sect. 2.8)

```

114 def f(psi_l, psi_r, C):
115     return (
116         (C + abs(C)) * psi_l +
117         (C - abs(C)) * psi_r
118     ) / 2

```

listing P.9 (Python)

```

119 def donorcell(d, psi, C, i, j):
120     return (
121         f(
122             psi[pi(d, i, j)],
123             psi[pi(d, i+one, j)],
124             C[pi(d, i+hlf, j)]
125         ) -
126         f(
127             psi[pi(d, i-one, j)],
128             psi[pi(d, i, j)],
129             C[pi(d, i-hlf, j)]
130         )
131     )

```

listing P.10 (Python)

```

132 def donorcell_op(psi, n, C, i, j):
133     psi[n+1][i, j] = (psi[n][i, j]
134                     - donorcell(0, psi[n], C[0], i, j)
135                     - donorcell(1, psi[n], C[1], j, i)
136     )

```

Donor-cell solver (cf. Sect. 2.9)

```

137 class Donorcell(Solver):
138     def __init__(self, bcx, bcy, nx, ny):
139         Solver.__init__(self, bcx, bcy, nx, ny, 1)
140
141     def advop(self):
142         donorcell_op(
143             self.psi, self.n,
144             self.C, self.i, self.j
145         )

```

MPDATA formulae (cf. Sect. 2.10)

```

146 def frac(nom, den):
147     return numpy.where(den > 0, nom/den, 0)

```

```

148 def a_op(d, psi, i, j):
149     return frac(
150         psi[pi(d, i+one, j)] - psi[pi(d, i, j)],
151         psi[pi(d, i+one, j)] + psi[pi(d, i, j)]
152     )

```

listing P.11 (Python)

```

153 def b_op(d, psi, i, j):
154     return frac(
155         psi[pi(d, i+one, j+one)] + psi[pi(d, i, j+one)] -
156         psi[pi(d, i+one, j-one)] - psi[pi(d, i, j-one)],
157         psi[pi(d, i+one, j+one)] + psi[pi(d, i, j+one)] +
158         psi[pi(d, i+one, j-one)] + psi[pi(d, i, j-one)]
159     ) / 2

```

listing P.12 (Python)

```

160 def C_bar(d, C, i, j):
161     return (
162         C[pi(d, i+one, j+hlf)] + C[pi(d, i, j+hlf)] +
163         C[pi(d, i+one, j-hlf)] + C[pi(d, i, j-hlf)]
164     ) / 4

```

listing P.13 (Python)

```

165 def antidiff(d, psi, i, j, C):
166     return (
167         abs(C[d][pi(d, i+hlf, j)])
168         * (1 - abs(C[d][pi(d, i+hlf, j)]))
169         * a_op(d, psi, i, j)
170         - C[d][pi(d, i+hlf, j)]
171         * C_bar(d, C[d-1], i, j)
172         * b_op(d, psi, i, j)
173     )

```

An MPDATA solver (cf. Sect. 2.11)

```

174 class Mpdata(Solver):
175     def __init__(self, n_iters, bcx, bcy, nx, ny):
176         Solver.__init__(self, bcx, bcy, nx, ny, 1)
177         self.im = slice(self.i.start-1, self.i.stop)
178         self.jm = slice(self.j.start-1, self.j.stop)
179
180         self.n_iters = n_iters
181
182         self.tmp = [(
183             numpy.empty(self.C[0].shape, real_t),
184             numpy.empty(self.C[1].shape, real_t)
185         )]
186         if n_iters > 2:
187             self.tmp.append((
188                 numpy.empty(self.C[0].shape, real_t),
189                 numpy.empty(self.C[1].shape, real_t)
190             ))
191
192     def advop(self):
193         for step in range(self.n_iters):
194             if step == 0:
195                 donorcell_op(
196                     self.psi, self.n, self.C, self.i, self.j
197                 )
198             else:
199                 self.cycle()
200                 self.bcx.fill_halos(
201                     self.psi[self.n], ext(self.j, self.hlo)
202                 )
203                 self.bcy.fill_halos(
204                     self.psi[self.n], ext(self.i, self.hlo)
205                 )
206                 if step == 1:
207                     C_unco, C_corr = self.C, self.tmp[0]
208                 elif step % 2:
209                     C_unco, C_corr = self.tmp[1], self.tmp[0]
210                 else:
211                     C_unco, C_corr = self.tmp[0], self.tmp[1]
212
213                 C_corr[0][self.im+hlf, self.j] = (
214                     antidiff(0, self.psi[self.n],
215                             self.im, self.j, C_unco)
216                 )
217                 self.bcy.fill_halos(C_corr[0], ext(self.i, hlf))
218
219                 C_corr[1][self.i, self.jm+hlf] = (
220                     antidiff(1, self.psi[self.n],
221                             self.jm, self.i, C_unco)
222                 )
223                 self.bcx.fill_halos(C_corr[1], ext(self.j, hlf))
224
225                 donorcell_op(
226                     self.psi, self.n, C_corr, self.i, self.j
227                 )

```

Appendix F. Fortran code for sections 2.7–2.11

Periodic boundaries (cf. Sect. 2.7)

```

286 module cyclic_m
287     use bcd_m
288     use pi_m
289     implicit none
290
291     type, extends(bcd_t) :: cyclic_t
292         integer :: d
293         integer :: left_halo(2), right_halo(2)
294         integer :: left_edge(2), right_edge(2)
295         contains
296         procedure :: init => cyclic_init
297         procedure :: fill_halos => cyclic_fill_halos
298     end type
299
300     contains
301
302     subroutine cyclic_init(this, d, n, hlo)
303         class(cyclic_t) :: this
304         integer :: d, n, hlo
305
306         this%d = d
307         this%left_halo = (/ -hlo, -1 /)

```

```

308   this%rght_halo = (/ n, n-1+hlo /)
309   this%left_edge = (/ 0, hlo-1 /)
310   this%rght_edge = (/ n-hlo, n-1 /)
311   end subroutine
312
313   subroutine cyclic_fill_halos(this, a, j)
314     class(cyclic_t) :: this
315     real(real_t), pointer :: a(:,,:), tmp(:,:)
316     integer :: j(2)
317     tmp => pi(this%d, a, this%left_halo, j)
318     tmp = pi(this%d, a, this%rght_edge, j)
319     tmp => pi(this%d, a, this%rght_halo, j)
320     tmp = pi(this%d, a, this%left_edge, j)
321   end subroutine
322 end module

```

Donor-cell formulæ (cf. Sect. 2.8)

listing F.9 (Fortran)

```

323 module donorcell_m
324   use real_m
325   use arakawa_c_m
326   use pi_m
327   use arrvec_m
328   implicit none
329   contains

```

listing F.10 (Fortran)

```

330 elemental function F(psi_l, psi_r, C) result (return)
331   real(real_t) :: return
332   real(real_t), intent(in) :: psi_l, psi_r, C
333   return = (
334     (C + abs(C)) * psi_l +
335     (C - abs(C)) * psi_r
336   ) / 2
337 end function

```

listing F.11 (Fortran)

```

338 function donorcell(d, psi, C, i, j) result (return)
339   integer :: d
340   integer, intent(in) :: i(2), j(2)
341   real(real_t) :: return(span(d, i, j), span(d, j, i))
342   real(real_t), pointer, intent(in), contiguous ::
343     psi(:,,:), C(:,:)
344   return = (
345     F(
346     pi(d, psi, i, j),
347     pi(d, psi, i+1, j),
348     pi(d, C, i+h, j)
349     ) -
350     F(
351     pi(d, psi, i-1, j),
352     pi(d, psi, i, j),
353     pi(d, C, i-h, j)
354     )
355   )
356 end function

```

listing F.12 (Fortran)

```

357 subroutine donorcell_op(psi, n, C, i, j)
358   class(arrvec_t), pointer :: psi, C
359   integer, intent(in) :: n
360   integer, intent(in) :: i(2), j(2)
361
362   real(real_t), pointer :: tmp(:,:)
363   tmp => pi(0, psi%at(n+1)%p%a, i, j)
364   tmp = pi(0, psi%at(n)%p%a, i, j)
365     - donorcell(0, psi%at(n)%p%a, C%at(0)%p%a, i, j)
366     - donorcell(1, psi%at(n)%p%a, C%at(1)%p%a, j, i)
367 end subroutine

```

listing F.13 (Fortran)

```

368 end module

```

Donor-cell solver (cf. Sect. 2.9)

listing F.14 (Fortran)

```

369 module solver_donorcell_m
370   use donorcell_m
371   use solver_m
372   implicit none
373
374   type, extends(solver_t) :: donorcell_t
375   contains
376   procedure :: ctor => donorcell_ctor

```

```

377   procedure :: dtor => donorcell_dtor
378   procedure :: advop => donorcell_advop
379 end type
380
381 contains
382
383 subroutine donorcell_ctor(this, bcx, bcy, nx, ny)
384   class(donorcell_t) :: this
385   class(bcd_t), intent(in), pointer :: bcx, bcy
386   integer, intent(in) :: nx, ny
387   call solver_ctor(this, bcx, bcy, nx, ny, 1)
388 end subroutine
389
390 subroutine donorcell_advop(this)
391   class(donorcell_t) :: this
392   call donorcell_op(
393     this%psi, this%n, this%C, this%i, this%j
394   )
395 end subroutine
396
397 subroutine donorcell_dtor(this)
398   class(donorcell_t) :: this
399   call solver_dtor(this)
400 end subroutine
401 end module

```

MPDATA formulæ (cf. Sect. 2.10)

listing F.15 (Fortran)

```

402 module mpdata_m
403   use arrvec_m
404   use arakawa_c_m
405   use pi_m
406   implicit none
407   contains

```

listing F.16 (Fortran)

```

408 function frac(nom, den) result (return)
409   real(real_t), intent(in) :: nom(:,,:), den(:,:)
410   real(real_t) :: return(size(nom, 1), size(nom, 2))
411   where (den > 0)
412     return = nom / den
413   elsewhere
414     return = 0
415   end where
416 end function

```

listing F.17 (Fortran)

```

417 function A(d, psi, i, j) result (return)
418   integer :: d
419   real(real_t), pointer, intent(in), contiguous ::
420     psi(:,:)
421   integer, intent(in) :: i(2), j(2)
422   real(real_t) :: return(span(d, i, j), span(d, j, i))
423   return = frac(
424     pi(d, psi, i+1, j) - pi(d, psi, i, j),
425     pi(d, psi, i+1, j) + pi(d, psi, i, j)
426   )
427 end function

```

listing F.18 (Fortran)

```

428 function B(d, psi, i, j) result (return)
429   integer :: d
430   real(real_t), pointer, intent(in), contiguous ::
431     psi(:,:)
432   integer, intent(in) :: i(2), j(2)
433   real(real_t) :: return(span(d, i, j), span(d, j, i))
434   return = frac(
435     pi(d, psi, i+1, j+1) + pi(d, psi, i, j+1)
436     - pi(d, psi, i+1, j-1) - pi(d, psi, i, j-1),
437     pi(d, psi, i+1, j+1) + pi(d, psi, i, j+1)
438     + pi(d, psi, i+1, j-1) + pi(d, psi, i, j-1)
439   ) / 2
440 end function

```

listing F.19 (Fortran)

```

441 function C_bar(d, C, i, j) result (return)
442   integer :: d
443   real(real_t), pointer, intent(in), contiguous ::
444     C(:,:)
445   integer, intent(in) :: i(2), j(2)
446   real(real_t) :: return(span(d, i, j), span(d, j, i))
447
448   return = (
449     pi(d, C, i+1, j+h) + pi(d, C, i, j+h) +

```

```

450     pi(d, C, i+1, j-h) + pi(d, C, i, j-h)      &
451     ) / 4
452 end function

```

listing F.20 (Fortran)

```

453 function antidiff(d, psi, i, j, C) result (return)
454 integer :: d
455 integer, intent(in) :: i(2), j(2)
456 real(real_t) :: return(span(d, i, j), span(d, j, i))
457 real(real_t), pointer, intent(in), contiguous :: &
458     psi(:, :)
459 class(arrvec_t), pointer :: C
460 return =
461     abs(pi(d, C%at(d)%p%a, i+h, j))
462     * (1 - abs(pi(d, C%at(d)%p%a, i+h, j)))
463     * A(d, psi, i, j)
464     - pi(d, C%at(d)%p%a, i+h, j)
465     * C_bar(d, C%at(d-1)%p%a, i, j)
466     * B(d, psi, i, j)
467 end function

```

listing F.21 (Fortran)

```

468 end module

```

An MPDATA solver (cf. Sect. 2.11)

listing F.22 (Fortran)

```

469 module solver_mpdata_m
470 use solver_m
471 use mpdata_m
472 use donorcell_m
473 use halo_m
474 implicit none
475
476 type, extends(solver_t) :: mpdata_t
477 integer :: n_iters, n_tmp
478 integer :: im(2), jm(2)
479 class(arrvec_t), pointer :: tmp(:)
480 contains
481 procedure :: ctor => mpdata_ctor
482 procedure :: dtor => mpdata_dtor
483 procedure :: advop => mpdata_advop
484 end type
485
486 contains
487
488 subroutine mpdata_ctor(this, n_iters, bcx, bcy, nx, ny)
489 class(mpdata_t) :: this
490 class(bcd_t), pointer :: bcx, bcy
491 integer, intent(in) :: n_iters, nx, ny
492 integer :: c
493
494 call solver_ctor(this, bcx, bcy, nx, ny, 1)
495
496 this%n_iters = n_iters
497 this%n_tmp = min(n_iters - 1, 2)
498 if (n_iters > 0) allocate(this%tmp(0:this%n_tmp))
499
500 associate (i => this%i, j => this%j, hlo => this%hlo)
501 do c=0, this%n_tmp - 1
502 call this%tmp(c)%ctor(2)
503 call this%tmp(c)%init(0, ext(i, h), ext(j, hlo))
504 call this%tmp(c)%init(1, ext(i, hlo), ext(j, h))
505 end do
506
507 this%im = (/ i(1) - 1, i(2) /)
508 this%jm = (/ j(1) - 1, j(2) /)
509 end associate
510 end subroutine
511
512 subroutine mpdata_dtor(this)
513 class(mpdata_t) :: this
514 integer :: c
515 do c=0, this%n_tmp-1
516 call this%tmp(c)%dtor()
517 end do
518 call solver_dtor(this)
519 end subroutine
520
521 subroutine mpdata_advop(this)
522 class(mpdata_t) :: this
523 integer :: step
524
525 associate (i => this%i, j => this%j, im => this%im, &
526           jm => this%jm, psi => this%psi, n => this%n, &

```

```

527     hlo => this%hlo &
528     )
529 do step=0, this%n_iters-1
530 if (step == 0) then
531 call donorcell_op(this%psi, n, this%C, i, j)
532 else
533 call this%cycle()
534 call this%bcx%fill_halos(
535     psi%at( n )%p%a, ext(j, hlo)
536     )
537 call this%bcy%fill_halos(
538     psi%at( n )%p%a, ext(i, hlo)
539     )
540
541 block
542 class(arrvec_t), pointer :: C_corr, C_unco
543 real(real_t), pointer :: tmp(:, :)
544
545 ! choosing input/output for antidiff. C
546 if (step == 1) then
547 C_unco => this%C
548 C_corr => this%tmp(0)
549 else if (mod(step, 2) == 1) then
550 C_unco => this%tmp(1) ! odd step
551 C_corr => this%tmp(0) ! even step
552 else
553 C_unco => this%tmp(0) ! odd step
554 C_corr => this%tmp(1) ! even step
555 end if
556
557 ! calculating the antidiffusive velo
558 tmp => pi(0, C_corr%at( 0 )%p%a, im+h, j)
559 tmp = antidiff(
560     0, psi%at( n )%p%a, im, j, C_unco
561     )
562 call this%bcy%fill_halos(
563     C_corr%at(0)%p%a, ext(i, h)
564     )
565
566 tmp => pi(0, C_corr%at( 1 )%p%a, i, jm+h)
567 tmp = antidiff(
568     1, psi%at( n )%p%a, jm, i, C_unco
569     )
570 call this%bcx%fill_halos(
571     C_corr%at(1)%p%a, ext(j, h)
572     )
573
574 ! donor-cell step
575 call donorcell_op(this%psi, n, C_corr, i, j)
576 end block
577 end if
578 end do
579 end associate
580 end subroutine
581 end module

```

References

- [1] W. Press, S. Teukolsky, W. Vetterling, B. Flannery, Numerical Recipes. The Art of Scientific Computing, Cambridge University Press, third edition, 2007.
- [2] S. Griffies, C. Boning, F. Bryan, E. Chassignet, R. Gerdes, H. Hasumi, A. Hirst, A.-M. Treguier, D. Webb, Developments in ocean climate modelling, Ocean Model. 2 (2000) 123–192.
- [3] M. Sundberg, The everyday world of simulation modeling: The development of parameterizations in meteorology, Sci. Technol. Hum. Val. 34 (2009) 162–181.
- [4] S. Legutke, Building Earth system models, in: R. Ford, G. Riley, R. Budich, R. Redler (Eds.), Earth System Modelling - Volume 5: Tools for Configuring, Building and Running Models, 2012, pp. 45–54.
- [5] C. Norton, V. Decyk, B. Szymanski, H. Gardner, The transition and adoption to modern programming concepts for scientific computing in Fortran, Sci. Prog. 15 (2007) 27–44.
- [6] D. Knuth, Structured programming with go to statements, Comput. Surv. 6 (1974) 261–301.
- [7] P. Smolarkiewicz, A fully multidimensional positive definite advection transport algorithm with small implicit diffusion, J. Comp. Phys. 54 (1984) 325–362.

- [8] M. Ziemiański, M. Kurowski, Z. Piotrowski, B. Rosa, O. Fuhrer, Toward very high horizontal resolution NWP over the alps: Influence of increasing model resolution on the flow pattern, *Acta Geophys.* 59 (2011) 1205–1235.
- [9] B. Abiodun, W. Gutowski, A. Abatan, J. Prusa, CAM-EULAG: A non-hydrostatic atmospheric climate model with grid stretching, *Acta Geophys.* 59 (2011) 1158–1167.
- [10] T. Ezer, H. Arango, A. Shchepetkin, Developments in terrain-following ocean models: intercomparisons of numerical aspects, *Ocean Model.* 4 (2002) 249–267.
- [11] P. Smolarkiewicz, Multidimensional positive definite advection transport algorithm: an overview, *Int. J. Numer. Meth. Fluids* 50 (2006) 1123–1144.
- [12] ISO/IEC, 14882:2011 (C++11 language standard), 2011.
- [13] G. Rossum, *The Python Language Reference Manual*, Network Theory, 2011. Version 3.2, ISBN 978-1-906966-14-0.
- [14] ISO/IEC, 1539-1:2010 (FORTRAN 2008 language standard), 2010.
- [15] B. Stroustrup, *The C++ Programming Language*, Addison Wesley, third edition, 2000.
- [16] M. Pilgrim, *Dive Into Python*, Apress, 2004.
- [17] A. Markus, *Modern Fortran in Practice*, Cambridge University Press, 2012.
- [18] R. Stallman, et al., *GNU General Public License*, Free Software Foundation, 2007. Version 3.
- [19] T. Veldhuizen, M. Jernigan, Will C++ be faster than fortran?, in: Y. Ishikawa, R. Oldehoeft, J. Reynders, M. Tholburn (Eds.), *Scientific Computing in Object-Oriented Parallel Environments*, volume 1343 of *Lecture Notes in Computer Science*, Springer Berlin / Heidelberg, 1997, pp. 49–56.
- [20] C. Bolz, A. Cuni, M. Fijałkowski, M. Leuschel, S. Pedroni, A. Rigo, Runtime feedback in a meta-tracing JIT for efficient dynamic languages, in: *ICOOOLPS '11 Proceedings of the 6th Workshop on Implementation, Compilation, Optimization of Object-Oriented Languages, Programs and Systems*.
- [21] A. Arakawa, V. R. Lamb, Computational design of the basic dynamical process of the UCLA general circulation model, in: *Methods in Computational Physics*, volume 17, Academic Press, New York, 1977, pp. 173–265.
- [22] X. X. Damian Rouson, Jim Xia, *Scientific Software Design. The Object-Oriented Way*, Cambridge University Press, 2012.
- [23] S. Paoli, C++ Coding Standard Specification, Technical Report, CERN European Laboratory for Particle Physics, 2000.
- [24] J. Cary, S. Shasharina, J. Cummings, J. Reynders, P. Hinker, Comparison of C++ and Fortran 90 for object-oriented scientific programming, *Comp. Phys. Comm.* (2011).
- [25] N. Barnes, D. Jones, Clear climate code: Rewriting legacy science software for clarity, *IEEE Software* (2011) 36–42.
- [26] M. Schabel, S. Watanabe, Boost.units: Zero-overhead dimensional analysis and unit/quantity manipulation and conversion, in: *Boost Library Documentation*, 2008. (available at <http://www.boost.org/doc/libs/>).
- [27] D. Worth, State of the Art in Object Oriented Programming with Fortran, Technical Report, Science and Technology Facilities Council, 2008. RAL-TR-2008-002.
- [28] R. Kendall, D. Fisher, D. Henderson, J. Carver, A. Mark, D. Post, C. J. Rhoades, S. Squires, Development of a weather forecasting code: A case study, *IEEE Software* (2008).
- [29] K. Iglberger, G. Hager, J. Treibig, U. Rude, Expression templates revisited: a performance analysis of current methodologies, *SIAM J. Sci. Comput.* 34 (2012) C42–C69.
- [30] W. Press, S. Teukolsky, W. Vetterling, B. Flannery, *Numerical Recipes in Fortran 90. The Art of Parallel Scientific Computing*, Cambridge University Press, second edition, 2007.
- [31] J. Hoberock, N. Bell, Thrust: a parallel template library, 2010.
- [32] J. Bergstra, O. Breuleux, F. Bastien, P. Lamblin, R. Pascanu, G. Desjardins, J. Turian, D. Warde-Farley, Y. Bengio, Theano: A CPU and GPU math compiler in Python, in: *Proc. of the 9th Python in Science Conf. (SCIPY 2010)*.
- [33] D. Post, L. Votta, Computational science demands a new paradigm, *Phys. Today* 58 (2005).
- [34] Z. Merali, Why scientific programming does not compute, *Nature* 467 (2010) 775–777.
- [35] V. Stodden, I. Mitchell, R. LeVeque, Reproducible research for scientific computing: Tools and strategies for changing the culture, *Comput. Sci. Eng.* 14 (2012) 13–17.
- [36] F. Buschmann, To pay or not to pay technical debt, *IEEE Software* 28 (2011) 29–31.
- [37] S. Freeman, T. Clune, R. I. Burns, Latent risks and dangers in the state of climate model software development, in: *Proceedings of the FSE/SDP workshop on Future of software engineering research*, ACM, 2010, pp. 111–114.
- [38] J. Añel, The importance of reviewing the code, *Comm. ACM* 54 (2011) 40–41.