

# The fate of heavy elements in dwarf galaxies – the role of mass and geometry

S. Recchi<sup>1\*</sup> and G. Hensler<sup>1\*\*</sup>

Institute for Astrophysics, University of Vienna, Türkenschanzstrasse 17, A-1180 Vienna

## ABSTRACT

**Context.** Energetic feedback from Supernovae and stellar winds can drive galactic winds. Dwarf galaxies, due to their shallower potential wells, are assumed to be more vulnerable to this phenomenon. Metal loss through galactic winds is also commonly invoked to explain the low metal content of dwarf galaxies.

**Aims.** Our main aim in this paper is to show that galactic mass cannot be the only parameter determining the fraction of metals lost by a galaxy. In particular, the distribution of gas must play an equally important role.

**Methods.** We perform 2-D chemo-dynamical simulations of galaxies characterized by different gas distributions, masses and gas fractions.

**Results.** The gas distribution can change the fraction of lost metals through galactic winds by up to one order of magnitude. In particular, disk-like galaxies tend to lose metals more easily than roundish ones. Consequently, also the final metallicities attained by models with the same mass but with different gas distributions can vary by up to one dex. Confirming previous studies, we also show that the fate of gas and freshly produced metals strongly depends on the mass of the galaxy. Smaller galaxies (with shallower potential wells) more easily develop large-scale outflows, therefore the fraction of lost metals tends to be higher.

**Key words.** Galaxies: abundances – Galaxies: dwarf – Galaxies: evolution – Galaxies: ISM – Galaxies: jets

## 1. Introduction

Theories of cold dark matter-dominated hierarchical growth of structures predict that dwarf galaxy- (DG-)sized objects are the building blocks for the formation of large galaxies. In spite of their relevance, the most important physical phenomena regulating the birth and evolution of DGs are still obscure to date. For sure, star formation (SF) plays a key role in shaping DGs and determining their fates. Since the binding energy of the interstellar medium (ISM) in early gas-rich DGs is very small (smaller than the explosion energy of just a few Supernovae (SNe)) many authors speculated that a high SF rate in a DG would create a galactic wind and thus produce a transition from a dwarf irregular (dIrr) to a dwarf spheroidal (dSph) or dwarf elliptical (dE) (see e.g. Larson 1974; Vader 1986; Dekel & Silk 1986). From a chemical point of view, the occurrence of a galactic wind right after the formation of the first stars would imply a very limited interval of time during which the metals, restored by dying stars, can pollute the ISM and enrich the following stellar populations. If galactic winds preferentially occur in DGs, these objects (with low masses) will experience a limited chemical enrichment. Therefore, a correlation between stellar mass  $M$  (or luminosity  $L$ ) and metallicity  $Z$  of DGs is expected. Indeed, this  $M$ - $Z$  correlation among DGs exists (see e.g. Skillman et al. 1989; Lee et al. 2006; Kirby et al. 2008; Zhao et al. 2010; Andrews & Martini 2012). A  $M$ - $Z$  relation extends also to high redshifts (Erb et al. 2006; Maiolino et al. 2008; Laskar et al. 2011; Wuyts et al. 2012) although, in this case, the galactic masses of the galaxies for which metallicity determinations are available are usually quite high (but see Mannucci et al. 2011). The  $M$ - $Z$  relation among DGs corroborates the idea that SN-driven galactic winds

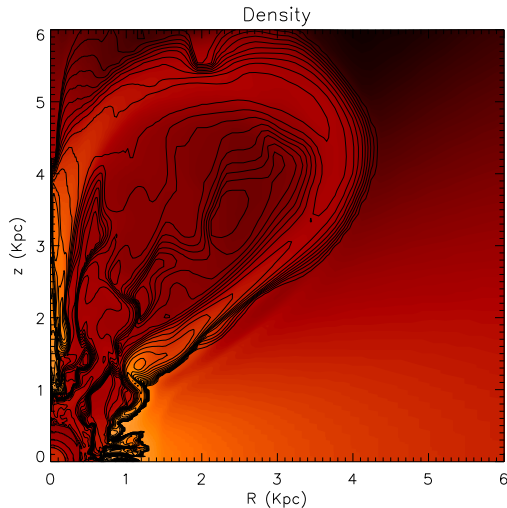
play a dominant role in the evolution of these objects. More recently, a general relation between stellar mass, gas-phase metallicity and star formation rate has been found (Mannucci et al. 2010).

However, detailed hydrodynamical simulations of DGs showed that the galactic winds, although often able to expel a large fraction of freshly produced metals, are unable to eject an equally large fraction of pristine (i.e. not processed) gas. This is mostly due to the fact that, if the initial DG gas distribution is flattened (as observed in dIrrs), then there is a direction with steeper pressure gradient so that the galactic wind will preferentially expand along that direction, the transport of gas along the other directions being very limited (see e.g. D’Ercole & Brighenti 1999; MacLow & Ferrara 1999 (hereafter MF99); Recchi et al. 2001). This effect can be appreciated by inspecting Fig. 1, where the gas and oxygen distribution of a model galaxy experiencing a galactic wind (taken from the calculations of Recchi et al. 2006) is shown. Most of the disk gas (at least above  $R=1$  kpc) has not been affected by the galactic wind and it will fall back towards the center of the galaxy once the energy source of the starburst will be exhausted. On the other hand, the oxygen can be easily channelled along the funnel created by the galactic wind. Also very energetic ( $E \sim 10^{53}$  erg) hypernovae exploding in dwarf protogalaxies, although more disruptive than normal SNe, are able to expel only  $\sim 10$  to  $20$  % of the baryonic mass originally present in the galaxy (Vasiliev et al. 2008).

This result is widely accepted by the astrophysical community, although some authors (e.g. Tenorio-Tagle 1996; Silich & Tenorio-Tagle 1998), believe that low-density gaseous galactic halos can strongly affect the circulation of the metal-rich matter processed by the central starburst. Kiloparsec-scale bipolar outflows are created but, later on, loss of pressure support and interaction with the diffuse halo slow down the expansion of the

\* simone.recchi@univie.ac.at

\*\* gerhard.hensler@univie.ac.at



**Fig. 1.** Gas (filled contours) and oxygen (black contour lines) distribution of a model galaxy (taken from Recchi et al. 2006) experiencing a galactic outflow. Brighter colors indicate larger gas densities.

superbubble and the freshly produced metals can eventually fall back towards the center of the galaxy. Thus, according to this scenario, energetic events associated to a starburst can still create a large-scale outflow but this outflow does not necessarily become a galactic wind (i.e. its velocity does not exceed the escape velocity of the galaxy).

It is also worth noticing that, while the chemical yields of exploding massive stars are very large (thus the metallicity of interiors of SN-driven bubbles is up to 40 times the solar value), abundances of the hot gas in galaxies experiencing large-scale outflows (determined from X-ray spectra) cover with high probability a range between only solar and twice solar (see e.g. Martin et al. 2002 for NGC1569 or Ott et al. 2005 for a larger sample of galaxies). From this fact, it can be deduced that the hot SN ejecta becomes mass loaded (by a factor of up to 10) during its expansion, probably due to evaporative and turbulent mixing with colder interstellar clouds. By this, the hot gas loses not only momentum but also energy by enhanced cooling in addition to adiabatic expansion so that the outbreak of the hot gas to a galactic wind could be hampered in many cases. This mass-loading effect is probably causing the discrepancy between the observed extent and temperature of the extremely cool superbubble in NGC 1705 and its analytic parameter correlation (Hensler et al. 1998).

Because of the gas density outside the SF region, the development of galactic outflows or galactic winds considerably depends on the degree of flattening (or on the rotation) of the parent galaxy, an aspect that has not been fully explored in the past (but see Silich & Tenorio-Tagle 2001; Michielsen et al. 2007; Schroyen et al. 2011. See also Strickland & Stevens 2000; Ferrara & Tolstoy 2000; Vasiliev et al. 2008; Recchi et al. 2009). Although flat galaxies are supposed to lose a large fraction of metals as a consequence of bipolar galactic winds, roundish galaxies are not characterized by a direction along which the pressure gradient is significantly steeper, therefore they are more likely to retain much of the metals (Marcolini et al. 2006; Recchi et al. 2007). In the end, this difference in the initial gas distribution could lead to a spread in the observed final metallicity of galaxies with the same mass. Such a spread is indeed observed

in the M-Z relation of DGs (Lee et al. 2006; Kirby et al. 2008; Zhao et al. 2010), or in the same correlation at  $z \approx 3.5$  (Maiolino et al. 2008). In this paper we explore in detail the effect of gas geometry on the development of galactic winds and on the fate of freshly produced metals. This work must be thus seen as a refined study along the lines of the MF99 work, in which variations in the initial distribution of gas in galaxies have not been considered. The second key parameters we consider in this study is the initial mass of the galaxy. As already mentioned, small galaxies (with shallow potential wells), are expected to develop galactic winds more easily than larger galaxies, therefore the mass is certainly a key parameter in determining the fate of pristine gas and freshly produced heavy elements.

The dynamical evolution of a galaxy is so complex that the fate of heavy elements cannot depend only on mass and geometry of the parent galaxy. An obvious parameter that strongly affects the development of galactic winds is the luminosity (MF99). In turn, the luminosity depends on the star formation rate (SFR) and on the star formation history (SFH) and it is known, at least in the Local Group, that very large galaxy-to-galaxy SFH variations exist (see e.g. Monelli et al. 2010a, 2010b; Hidalgo et al. 2011). Moreover, other details of the ISM structure (for instance the presence of clouds or porosity) and of the feedback prescriptions (e.g. how the SN explosion energy is re-distributed, where, on which timescales and at which efficiency etc.) can all play a role in determining the amount of metals carried out of a galaxy by galactic winds and eventually in the final global metallicity of the galaxy. Although the consequences of an inhomogeneous ISM on the development of galactic winds is analyzed in detail in Recchi & Hensler (2007, hereafter RH07), we have undertaken a comprehensive parameter study through detailed chemo-dynamical simulations, the results of which will be presented elsewhere. Here we will focus mainly on 18 basic models, characterized by different geometries, total baryonic masses and initial gas fractions. The paper is organized as follows: in Sect. 2 a short summary on the literature results concerning the fate of freshly produced metals will be given. In Sect. 3 our numerical scheme will be briefly reviewed and the set-up of the 18 basic models described. In Sect. 4 the main results of these calculations will be presented, underlying also the effect of some other key parameters not fully explored in this work. In Sect. 5 the results will be discussed and some conclusions will be drawn.

## 2. A brief overview of literature results

As already mentioned in the Introduction, several papers in the literature attempted to study the effect of galactic winds on the circulation and redistribution of metals in DGs. The main results of the often-cited work of MF99 are that, even in the presence of a strong galactic wind driven by SNeII, the ejection efficiency of unprocessed gas is always close to zero (with the exception of galaxies with initial baryonic mass  $\leq 10^6 M_{\odot}$ ). On the other hand, the ejection efficiency of freshly produced heavy elements is always close to one (with the exception of galaxies with initial baryonic mass  $\geq 10^9 M_{\odot}$ ). D’Ercole & Brighenti (1999) found results similar to the ones of MF99, in the sense that only minor fractions of ISM (but in some cases large fractions of metals) are expelled through galactic winds. They however calculated the evolution of the galaxy for much longer times than MF99, discovering that the center of the galaxy can be replenished with cold gas in a timescale of  $\sim 100$  Myr (see also Recchi & Hensler 2006). As already mentioned, Silich & Tenorio-Tagle (1998) found instead that in most of the models galactic winds

do not develop (mainly due to the presence of a hot gaseous halo surrounding the galaxy). Fragile et al. (2004) studied the effect of SN explosions not localized in the center of the galaxy (as MF99 did) but distributed over radii of up to 80% of the disk radius, discovering that, in this case, radiative losses are more effective and the development of a large-scale outflow is hampered. Also very interesting is the work of Scannapieco & Brügger (2010), who attempted to model turbulent velocities and turbulent length scales in DGs and to inject SN energy into supersonic turbulence. The wind efficiencies they found are still quite low. Rodríguez-González et al. (2011) addressed the same problem (mass and metal ejection efficiencies in DGs) exploring a much more extended set of parameters (in particular they covered a wide range of starburst and galactic gas masses). Their results are overall in agreement with the previously quoted works (with the exception of Silich & Tenorio-Tagle 1998). More recently, Schroyen et al. (2011) explored in detail the effect of rotation on the evolution of DGs. Their focus was to understand the origin of the dichotomy in radial stellar metallicity profiles of DGs and their “centrifugal barrier mechanism” help explaining these observations. Usually their models do not develop galactic winds (or develop only weak outflows), thus the determination of ejection efficiencies (of pristine gas and freshly produced metals) is not addressed in their paper. The same can be said about the detailed determination of the energy required to expel newly processed matter by Silich & Tenorio-Tagle (2001); their analytic model is in good agreement with the numerical results of MF99 and shows clearly the effect of geometry on the development of galactic winds and on the fate of metals if the intergalactic pressure is low. However, their inferred large intergalactic pressure hampers the development of galactic winds.

As this short summary indicates, the past literature mostly focused on the effect of mass and luminosity on the gas and metal ejection efficiencies from galaxies. The chemical evolution is usually not very detailed in these models. Recchi et al. (2001, 2002, 2004, 2006) provided detailed information on the ejection efficiencies of single chemical species produced by SNe (of both Type II and Type Ia) and by winds from intermediate-mass stars. RH07 added important information on the effect of clouds. The most significant results of these works can be summarized as follows:

- Galactic-scale outflows carry out of the galaxy mostly the chemical elements produced by dying stars during the most recent episodes of SF, with large escape fraction of metals with delayed production (like Fe and N).
- Models with very short burst(s) of SF can cool and mix the newly formed metals in a very short timescale, whereas, when the SFH is continuous and long-lasting, most of the metals are either directly ejected outside the galaxy through galactic winds or are confined in a hot medium, therefore cannot contribute to the chemical enrichment of the warm ionized medium observed by emission lines from the HII gas.
- Models with complex and long-lasting SF episodes taken from the literature reproduce the chemical composition and the abundance ratios, observed in galaxies, much better than models with bursting SF.
- Clouds (if present) are able to increase the main density of the cavity created by the ongoing SF activity, provoking a reduction of the total thermal energy by  $\sim 20 - 40\%$  compared to models without clouds.
- The interaction clouds-supershell leads to strong structuring and piercing of the shell, allowing the venting out of metals

in spite of the reduced thermal energy. The development of large-scale outflows is therefore generally delayed but the ejection efficiency of metals remains unchanged.

- Since the clouds are assumed to have a low metallicity, their mixing with the ISM tends to reduce the abundance of heavy elements of the galaxies. The models with infalling clouds have thus metallicities up to  $\sim 0.4$  dex lower than corresponding models without clouds. The abundance ratios remain unaltered.

A study of the early evolution of tidal DGs (which are assumed to be dark-matter- (DM-)free) and their possible correlation with the satellite DGs surrounding the Milky Way has been also performed (Recchi et al. 2007). These models, in spite of being DM-free, can sustain the energy released by dying stars without experiencing a complete blow-away, for several hundreds of Myr, provided that they keep their initial spherical symmetry. A typical model develops through a network of cavities and filaments due to the patchy distribution of the SF sites. A supershell is formed, but it grows slowly in size and does not quench the SF process. This is because the initial ISM distribution in the galaxy is spherical and there is therefore no preferential direction through which the galactic wind can flow. Under these conditions, either the feedback is able to remove all the gas at once (*blow-away*) or all the gas (or most of it) is retained inside the galaxy. Our study, and other similar ones (e.g. Marcolini et al. 2006), show that it is not easy to get rid of all the gas in an initially spherical galaxy.

### 3. Description of the model

This work aims at studying in detail the dynamical and chemical evolution of DGs and the effect of key parameters (in particular baryonic mass, initial gas mass fraction and degree of flattening) on the development of galactic winds and on the fate of freshly produced metals. A follow-up study will extend the parameter space and will concentrate on the details of the SFH and on the effect of boundary conditions. The ultimate goal is to understand the main mechanisms determining the metallicity and the abundance ratios in DGs and, at the same time, infer the degree of metal pollution of the inter-galactic and intra-cluster medium due to these objects.

#### 3.1. The chemo-dynamical code

As chemo-dynamical code we use basically the one of Recchi et al. (2007). We recall here the basic features of this code. It is a 2-D code in cylindrical coordinates based on a second-order, MUSCL-type upwind scheme (the 1-D version of this scheme is described in Bedogni & D’Ercole 1986). The chemical enrichment of the galaxy is followed in detail; the production (by SNe of Type II, Type Ia and intermediate-mass stars) of 8 chemical elements (H, He, C, N, O, Mg, Si and Fe) is considered and the advection of these elements is followed by means of passive scalar fields. For instantaneous bursts, this scheme is described in detail in Recchi et al. (2001) and its extension to more complex SFHs is explained in Recchi et al. (2004). Since the code keeps correctly track of the evolution of the metallicity in each computational cell, the detailed metallicity-dependent cooling function of Böhringer & Hensler (1989) can be implemented. The heat transport equation is also solved by means of the Crank-Nicolson method (see D’Ercole & Brighenti 1999 for details) using the classical Spitzer-Härm thermal conductivity (Spitzer & Härm 1953; Spitzer 1956). A saturated heat flux

(Cowie & McKee 1977) is adopted if the mean free path of electrons is larger than the temperature scalelength. Some improvements of this code are described in Recchi et al. (2007). In particular, metallicity-dependent stellar winds from massive and intermediate-mass stars have been considered and, primary and secondary nucleosynthetic production by stars of any age and any metallicity has been carefully calculated. Recchi et al. (2007) describe also an implementation of SF recipes. The self-consistent SF module is not adopted in this work where, in analogy with many previous studies (MF99 for instance) the SFH (or the luminosity) is an input of the model and not the result of the galactic evolution. In a work in preparation, models with a self-consistent SFH will be shown and discussed. Moreover, although in Recchi et al. (2007) a self-gravity solver (based on Rieschick & Hensler 2003) has been implemented, we decided not to adopt it in this study neither. The main reason for this choice is that we neglect self-gravity in building the initial equilibrium configuration (see below in the next Subsection). A parallel line of research (Vorobyov et al. 2012; Vorobyov et al., in preparation) analyzes in detail DG models with a consistent implementation of the gas self-gravity. The inclusion of self-gravity in the code would imply that, at the beginning of the simulation, the gas is initially out of equilibrium even without sinks or sources of energy. This would establish an inward gas flow. Since our main aim in this paper is to study the effects of geometry and other parameters on the flow rate of gas and metals, we do not want gas infall to affect our results and we want flows of gas (and metals) to be solely affected by feedback processes. Moreover it is important to notice that most of similar papers already described in Sect. 2 (e.g. MF99, D’Ercole & Brighenti 1999, Strickland & Stevens 2000) also neglect self-gravity.

### 3.2. The set-up

We start with a reliable set-up of a DG, in which the gas is initially in isothermal equilibrium with a spherical DM halo and with the centrifugal force. Analogously to what is done in many similar studies, we neglect self-gravity in building the initial equilibrium configuration. We outline here that this is in general not correct even if most of the mass of the model galaxy is in the form of DM and the correct derivation of an equilibrium configuration is the one outlined by Vorobyov et al. (2012). However, the equilibrium configurations produced by Vorobyov et al. (2012) are quite complex (and also computationally demanding) and it is difficult to obtain two analogous equilibrium configurations, differing only for the degree of flattening of the initial gas distribution.

We consider three possible values for the initial baryonic mass of the galaxy ( $10^7$ ,  $10^8$  and  $10^9 M_\odot$ ) with a factor of  $\sim 10$  more massive DM halos. The exact factor is deduced by the correlation between the dark matter-to-baryon ratio  $\phi$  and the gas content as adopted by MF99, namely  $\phi = 34.7 M_{g,7}^{-0.29}$ , where  $M_{g,7}$  is the gaseous mass of the galaxy in units of  $10^7 M_\odot$ . This correlation is adapted from the work of Persic et al. (1996), and is based on fitting procedures of observed rotation curves in local galaxies. One should warn the reader that it is not clear whether present-day dark matter-to-baryon ratios also correctly reflect the initial conditions of the galaxy, but we nevertheless adopt this correlation in order to facilitate the comparison with the results of MF99. The virial radius of the DM halo is assumed to be:

$$r_{vir} = 0.75 M_8^{1/3} h^{-1} \left( \frac{1 + z_{gf}}{10} \right)^{-1} \text{ kpc}, \quad (1)$$

(Madau et al. 2001; Mori et al. 2002). In this formula,  $M_8$  is the halo mass in units of  $10^8 M_\odot$  and  $z_{gf}$  is the redshift of galaxy formation. Our reference value for  $z_{gf}$  is 8. It is important also to stress that our initial distributions of gas are not artificially truncated at some cut-off radii as the models of MF99. Therefore, without sources or sinks of energy, our models preserve their initial configurations (at variance with the models of MF99 which tend to expand). However, since our distribution of gas extends until the edges of the computational box, we need to establish a radius within which we calculate the mass of the galaxy. We take this to be half of the virial radius. Therefore, galaxies with the same nominal baryonic mass are normalized in such a way that the total mass within  $0.5 \cdot r_{vir}$  is the same, irrespective of the degree of flattening. This implies that flat galaxies have larger central densities than roundish ones (see below and Table 2).

A small stellar disk is also initially present in the galaxy. Its density is such that a Miyamoto-Nagai potential

$$\psi(R, z) = - \frac{GM_d}{\sqrt{R^2 + (a + \sqrt{z^2 + b^2})^2}}, \quad (2)$$

(where  $M_d$  is the mass of the stellar disk and  $R, z$  are the cylindrical radial and vertical coordinates, respectively), is reproduced. The ratio  $b/a$  between the scale lengths identifying the Miyamoto-Nagai potential is taken as one of the key parameters that we vary in our models. A small  $b/a$  corresponds to a flat model (for  $b/a \rightarrow 0$  the potential tends to the razor-thin Kuzmin model), whereas if  $b/a$  is very large, the galaxy tends to be rounder (for  $b/a \rightarrow \infty$  the potential tends to the Plummer’s spherical potential).

It is expected that an initially flat distribution of gas results in an easier development of bipolar outflows, since the pressure gradient along the polar direction is much steeper than that along the galactic disk. As already discussed, along the polar direction a significant fraction of the matter processed in the central SF region can be thus channelled and eventually lost from the galaxy. On the other hand, if the galaxy is initially spherical (or almost spherical), no preferential propagation direction for the superbubble exists and the freshly produced metals are more likely to remain confined inside the galaxy. One of the aims of this work is to confirm this empirical assumption and quantitatively determine the fraction of gas and metal-rich stellar ejecta lost from a DG, as a function of its degree of flattening. We consider three representative values for the ratio  $b/a$ : 0.2 (flat models, designated with the letter “F”); 1 (medium models or “M”) and 5 (roundish models or “R”). However, the mass of this pre-existing stellar disk cannot be established a priori, therefore as another parameter we vary the ratio between the mass of the Miyamoto-Nagai stellar disk and the total baryonic mass initially present in the galaxy. In particular, we consider two basic sets of models; for the first set (designated with “H”) the initial gas fraction is high (90% of the total baryonic mass of the galaxy) and, consequently, the pre-existing stellar disk represents a small fraction of the mass budget in the galaxy. The second set of models (designated with “L”) is characterized by a much smaller initial gas fraction (60% of the baryonic mass). Therefore, for instance, the model H7M represents a galaxy with high initial gas fraction,  $10^7 M_\odot$  of initial baryonic mass and a medium degree of flattening ( $b/a = 1$ ). We consider thus a total of 18 basic models, but we will discuss the dependence of our results on some key parameters in Sect. 4.2.

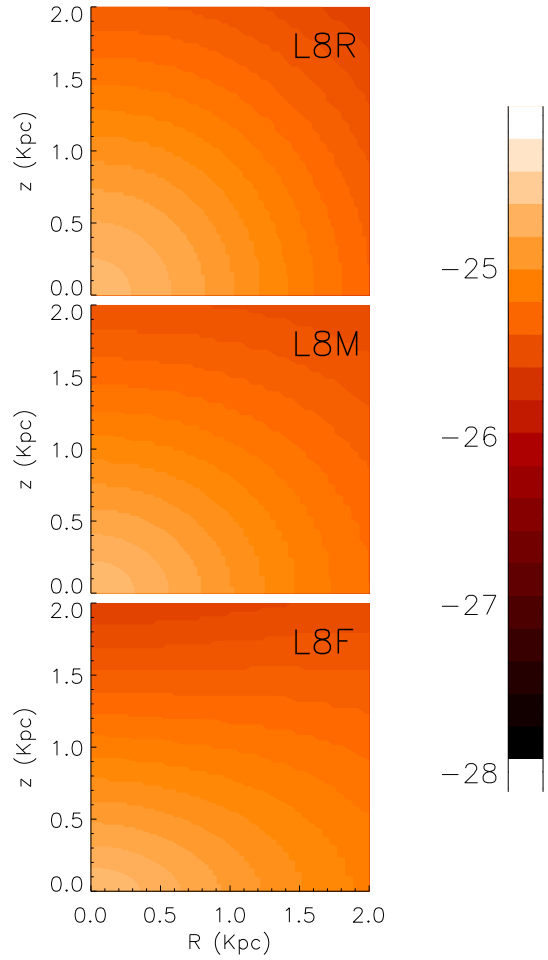
Other key parameters to be varied are the duration and intensity of the SF episode (as already mentioned, the analysis of models with self-consistent SFHs will be deferred to a future

work). We assume here for simplicity that the SF is constant (with some pre-defined intensity  $\psi$ ) for a period of time  $\Delta t$ . The two parameters  $\psi$  and  $\Delta t$  are allowed to vary, with the constraint that for models of equal mass the same final amount of stars is produced. In particular, we constrain the models “H” to produce, at the end of the SF period, a mass of newly formed stars which is twice as much as the mass of the initial stellar disk (namely the fraction  $f_N = M_{*,new}/M_d$  is set to be equal to 2). For the second set of models, designated with “L”, we set  $f_N = 0.5$ , namely (since the pre-existing stellar disk is more massive for this set of models) we allow newly formed stars to be only 50% of the pre-existing disk at the end of the SF period. The resulting integrated luminosity of our models is not far from being constant (a constant luminosity has been assumed by MF99). Our reference models have  $\Delta t = 500$  Myr and a SFR  $\psi$  such that, after  $\Delta t$ , the required fraction  $f_N$  is obtained. It is obvious that, keeping the starburst duration  $\Delta t$  constant, a large starburst luminosity (i.e. a large  $\psi$ ) produces a stronger outflow, thus in turn larger ejection efficiencies of gas and metals (see MF99). It is however not obvious if short, intense starbursts are more effective than long-lasting, milder SF episodes in getting rid of gas and processed matter. The answer to this question will be sought by considering the dependence of the ejection efficiencies in models with varying  $\psi$  and  $\Delta t$  but with constant  $\psi \times \Delta t$ . In particular, a few models have been calculated in which  $\Delta t$  is a factor of 10 smaller than the reference value (i.e.  $\Delta t = 50$  Myr) and, consequently, the SFR is ten times more intense. Our reference value for  $\Delta t$  of 500 Myr is justified by observational studies indicating that the starbursts in DGs are not as short as previously thought, lasting on average a few hundred Myrs (see e.g. McQuinn et al. 2010a; 2010b).

The initial gas metallicity of our reference sets of model galaxies is zero. This is because we do not have a self-consistent evolution of the early phases of our model galaxies and we can only suppose that the chemical enrichment of gas and stars in this early phase will be limited (particularly for the models “H”). Moreover, we do not expect it to be a fundamental parameter in determining the fate of metals, since the only way a different metallicity can affect the development of a galactic wind is through the cooling function and the difference between the zero-metal cooling curve and that of a modest metallicity ( $Z=10^{-2} Z_\odot$  say) is negligible. We have nevertheless considered also models in which the initial metallicity of the stars (and gas!) is observationally determined (in particular we make use of the M-Z relations observationally determined by Tremonti et al. 2004 for the local Universe).

As done by Fragile et al. (2004) and Rodríguez-González et al. (2011), another important parameter in our study is the radius over which the feedback from dying stars is redistributed. It is to expect that, if the “feedback radius” is very small, the density of the (metal-rich) ejected material will be so high that radiative losses can be very significant and can substantially increase the probability that the ejecta remain locked inside the galaxy (see e.g. Tenorio-Tagle et al. 2007). It is unclear what happens if the feedback radius is larger although, as already mentioned, the study of Fragile et al. (2004) suggests a reduction of ejection efficiencies (of both gas and starburst matter). Our reference feedback radius is  $R_F = 200$  pc but models with  $R_F = 50$  pc and  $R_F = 1000$  pc have been also computed.

We have also considered the possibility (as we did in RH07) that the initial distribution of gas is characterized by inhomogeneities. However, for the sake of simplicity, we consider only a random perturbation of the initial galactic density distribution.



**Fig. 2.** Initial gas distribution for three models (L8R - upper panel; L8M - central panel; L8F - lower panel) characterized by different degrees of flattening (see Table 2). The density scale (in  $\text{g cm}^{-3}$ ) is on the right-hand strip.

**Table 1.** Reference parameter values (common to all 18 basic models)

$Z_{in}^{(a)}$	$R_F^{(b)}$	$\Delta t^{(c)}$	$z_{gf}^{(d)}$
0	200	500	8

**Notes.** <sup>(a)</sup>: Initial gas metallicity; <sup>(b)</sup>: Feedback radius, in parsec; <sup>(c)</sup>: Duration of the star formation period, in Myr; <sup>(d)</sup>: Redshift of galaxy formation

Namely, once an equilibrium configuration has been obtained, we modify the density  $\rho(i, j)$  in the grid  $(i, j)$  in this way:

$$\rho(i, j) = \rho(i, j) \cdot [1 + \varepsilon R_{[-1,1]}], \quad (3)$$

where  $\varepsilon$  is a small number (corresponding to the largest possible amplitude of the perturbation) and  $R_{[-1,1]}$  is a randomly generated number in the range  $[-1, 1]$ . A more thorough (and self-consistent) treatment of inhomogeneities and a detailed study of the effect of boundary conditions (gravitational perturbations, external pressure, infall of clouds) is deferred to a future paper.

The central resolution of the simulations is 4 pc for the models with  $10^8$  and  $10^9 M_\odot$  of initial baryonic mass and 2 pc for the models with  $10^7 M_\odot$  of baryons. The resolution decreases outwards with a ratio between adjacent cells of 1.02. The reference

values for some key parameters (common to all 18 basic models) are summarized in Table 1 whereas the specific parameter values distinguishing those models are recalled in Table 2. In order to appreciate the distinction between models with different geometries, Fig. 2 shows the initial gas distribution of the models L8R (upper panel), L8M (central panel) and L8F (lower panel).

## 4. Results

### 4.1. The reference models

A snapshot of the evolution of all 18 reference models (see Table 2) is shown in Fig. 3 (after an evolutionary time of 100 Myr) and in Fig. 4 (after an evolutionary time of 200 Myr). The main features of our model results can be noticed from these two figures:

- As expected, models characterized by a flat initial gas distribution (bottom rows) more easily develop a large-scale outflow. The roundish models (top rows) show very weak signs of outflows even at 200 Myr, irrespective of the baryonic mass.
- For models characterized by the same geometry, the initial baryonic mass clearly plays a very important role, with much more prominent outflows in low-mass galaxies (left-most columns for each group of panels). This confirms the overall trend of gas ejection efficiency vs. mass shown by MF99 for instance.
- If a large-scale outflow is formed, freshly produced metals can be easily lost from the galaxy (it is to remind that at an evolutionary time of 100 or 200 Myr the SF is still ongoing). This is better seen in Fig. 5 where the distribution of oxygen (taken as a proxy of metals) is shown for the models with small initial gas fractions (models “L”), after 100 Myr. It is clear from this figure that in many model galaxies a large fraction of oxygen is leaving the parent galaxy. This will be quantified in detail below.
- Outflows in models with high initial gas fraction (models “H”; the ones on the left of Figs. 3 and 4) are clearly less prominent compared to the corresponding outflows in low-gas models. This is due to the fact that the expansion of superbubbles is hampered by larger gas pressures in these models and to the fact that the SFRs are lower.

A more quantitative analysis of the results of the models is obtained by inspecting the columns 9–12 of Table 2. Here the ejected fractions  $\epsilon$  of gas and oxygen are indicated for each model after 200 and 500 Myr. We simply estimate the retained gas fractions as the ratios between the mass of pristine gas contained in  $0.5 r_{vir}$  at the time 200 (500) Myr and the same mass at the beginning of the simulation. To calculate the retained oxygen fraction we divide instead the mass of oxygen within  $0.5 r_{vir}$  by the total amount of oxygen expelled by dying stars until 200 (500) Myr. The ejection efficiencies (of gas and oxygen) can thus be simply estimated as  $1 - rf$ , where  $rf$  indicates the corresponding retained fraction. Although our estimate is approximate and can be affected for instance by gas (or oxygen) temporarily leaving the galaxy and being re-accreted later on, it is clear that estimates based on the escape velocities (as in MF99) are approximate as well (ejected gas does not evolve ballistically), thus we keep our simple definition of ejected fractions, bearing in mind the inherent uncertainties, thus focusing on differences in the ejected fractions rather than on absolute values. A close inspection of the ejected fractions reveal the following properties of the models:

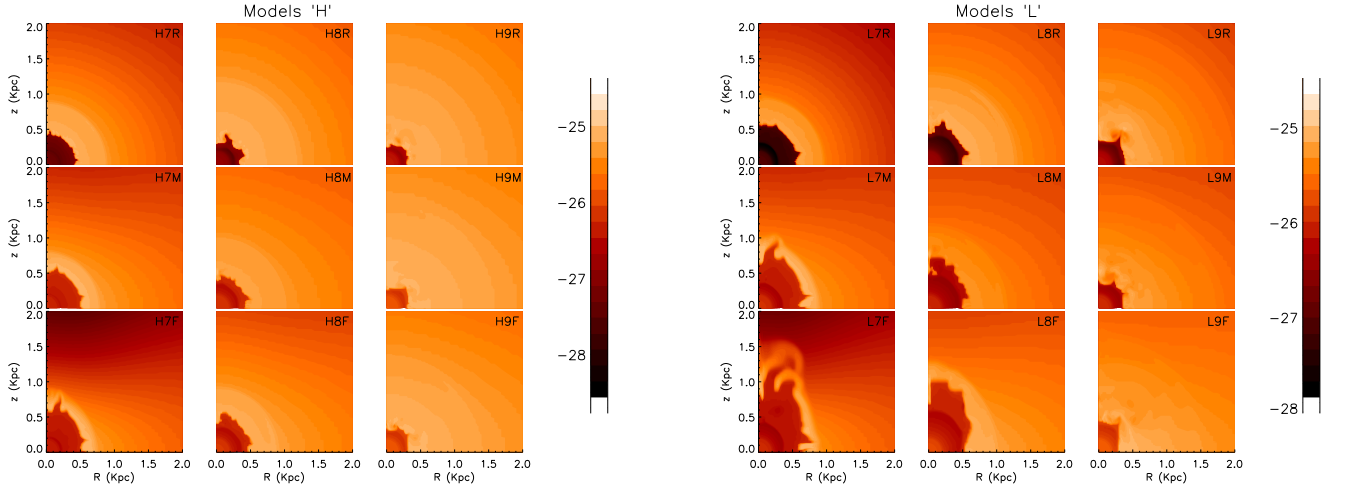
- In roundish models the ejected fractions of oxygen tend to be close or slightly smaller than the ejected fractions of pristine gas. This is due to the fact that these models do not largely depart from their initial spherical symmetries. Under these circumstances, most of the metals remain confined inside the (almost spherical) superbubbles (the darker central regions in the upper rows of Figs. 3 and 4; see also Fig. 5). A large fraction of the pristine gas is swept-up in a relatively dense shell surrounding the superbubble (the supershell) and, occasionally, a fraction of this gas can be located at distances from the galactic center greater than  $0.5 \cdot r_{vir}$ .
- On the contrary, non-spherical models (models “M” and “F”) clearly show a tendency of retaining pristine gas more easily than metals. This is in agreement with many previous studies already mentioned in the Introduction and in Sec. 2 (e.g. MF99; D’Ercole & Brighenti 1999; Recchi et al. 2001).
- If we focus on models with the same initial gas distribution, we recover a clear trend of decreasing metal ejection efficiencies with increasing galactic baryonic mass, once again in agreement with the results of MF99. For instance, the oxygen ejection efficiencies at the end of the simulations (i.e.  $\epsilon_{O,500}$ ) for the “M” models are shown in Fig. 6 (squares: models with low initial gas fractions; triangles: models with initial high gas fractions). Oxygen ejection efficiencies are close to 1 for models with  $10^7 M_{\odot}$  of baryonic mass and very low for models with  $M_b = 10^9 M_{\odot}$ .
- As already noticed, models with a larger initial gas fraction are less effective in developing galactic winds. Consequently, the ejected fractions for these models are systematically lower than the corresponding “L” models (the ones with a lower initial gas fraction – see also Fig. 6).
- The effect of geometry on the development of galactic winds and on the fate of metals (and also on the fate of pristine gas) is quite evident from this table: models with the same baryonic mass can show very different retained fractions depending on their degrees of flattening. Model L8R for instance retains almost all the oxygen at 200 Myr ( $\epsilon_{O,200} = 0.001$ ). The model L8F, with the same baryonic mass but with a flat initial distribution retains only 18.8% of oxygen, i.e. it expels 81.2% of the produced oxygen through galactic winds. If we look at the final ejection efficiencies, we can notice again that the roundish model has the smallest oxygen ejection efficiency. The models L8F and L8M have both quite low retained oxygen fractions (therefore high oxygen ejection efficiencies), although  $\epsilon_{O,500}$  of model L8F is slightly smaller than the ejected fraction of L8M. The final retained gas fractions for all models depend very little on the degree of flattening. In contrast, focusing on the “H8” family of models (high gas fraction,  $10^8 M_{\odot}$  of initial baryonic mass), we can notice again that the final ejection efficiencies of gas depend very little on  $b/a$ , whereas the final oxygen ejection efficiencies are 0.58, 0.375 and 0.061 for the models H8F, H8M and H8R, respectively (see column 12 of Table 2), i.e. the metal ejection efficiencies can change by up to one order of magnitude depending on the geometry. Similar trends with the degree of flattening (little effect on the gas ejection efficiencies, large effect on the metal ejection efficiencies) can be noticed for the families of models “L9”, “H9” and “H7”, too. The comparison of the final oxygen ejection efficiencies for the families of models “L9” and “H9” is shown in Fig. 7

The last two columns of Table 2 show the oxygen abundance measured as  $12 + \log(\text{O}/\text{H})$  abundance ratio, where O/H is the abundance ratio in number, of all model galaxies. This abun-

**Table 2.** Parameter values for individual models and some representative results.

1	2	3	4	5	6	7	8	9	10	11	12	13	14
Model	$M_b^{(a)}$	$b/a^{(b)}$	$f_g^{(c)}$	$f_N^{(d)}$	$M_{DM}^{(e)}$	$r_{vir}^{(f)}$	$\rho_0^{(g)}$	$\epsilon_{gas,200}^{(h)}$	$\epsilon_{O,200}^{(i)}$	$\epsilon_{gas,500}^{(j)}$	$\epsilon_{O,500}^{(k)}$	$A(O)_{200}^{(l)}$	$A(O)_{500}^{(m)}$
L7F	$10^7$	0.2	0.6	0.5	2.41	1.43	1.36	0.000	0.980	0.999	0.993	9.84	9.84
L7M	$10^7$	1.0	0.6	0.5	2.41	1.43	0.85	0.999	0.978	0.999	0.993	9.85	9.81
L7R	$10^7$	5.0	0.6	0.5	2.41	1.43	0.39	0.993	0.945	0.999	0.991	8.74	9.64
L8F	$10^8$	0.2	0.6	0.5	12.4	2.47	2.26	0.365	0.812	0.606	0.826	7.23	7.84
L8M	$10^8$	1.0	0.6	0.5	12.4	2.47	1.60	0.296	0.111	0.598	0.872	7.99	7.73
L8R	$10^8$	5.0	0.6	0.5	12.4	2.47	0.90	0.192	0.001	0.558	0.599	7.99	8.21
L9F	$10^9$	0.2	0.6	0.5	63.5	4.26	11.0	0.041	0.006	0.183	0.639	7.87	7.90
L9M	$10^9$	1.0	0.6	0.5	63.5	4.26	5.50	0.031	0.001	0.116	0.329	7.88	8.14
L9R	$10^9$	5.0	0.6	0.5	63.5	4.26	3.45	0.059	0.000	0.123	0.163	7.90	8.26
H7F	$10^7$	0.2	0.9	2.0	3.22	1.58	1.50	0.883	0.938	0.586	0.965	7.11	6.71
H7M	$10^7$	1.0	0.9	2.0	3.22	1.58	0.83	0.860	0.824	0.833	0.943	7.48	7.31
H7R	$10^7$	5.0	0.9	2.0	3.22	1.58	0.47	0.412	0.007	0.627	0.703	7.60	7.68
H8F	$10^8$	0.2	0.9	2.0	16.5	2.72	2.45	0.057	0.001	0.310	0.580	7.41	7.60
H8M	$10^8$	1.0	0.9	2.0	16.5	2.72	1.50	0.085	0.000	0.212	0.375	7.42	7.69
H8R	$10^8$	5.0	0.9	2.0	16.5	2.72	0.94	0.068	0.000	0.170	0.061	7.42	7.84
H9F	$10^9$	0.2	0.9	2.0	84.7	4.69	6.00	0.025	0.000	0.058	0.086	7.40	7.77
H9M	$10^9$	1.0	0.9	2.0	84.7	4.69	3.80	0.013	0.000	0.048	0.001	7.39	7.81
H9R	$10^9$	5.0	0.9	2.0	84.7	4.69	2.45	0.023	0.000	0.042	0.000	7.40	7.81

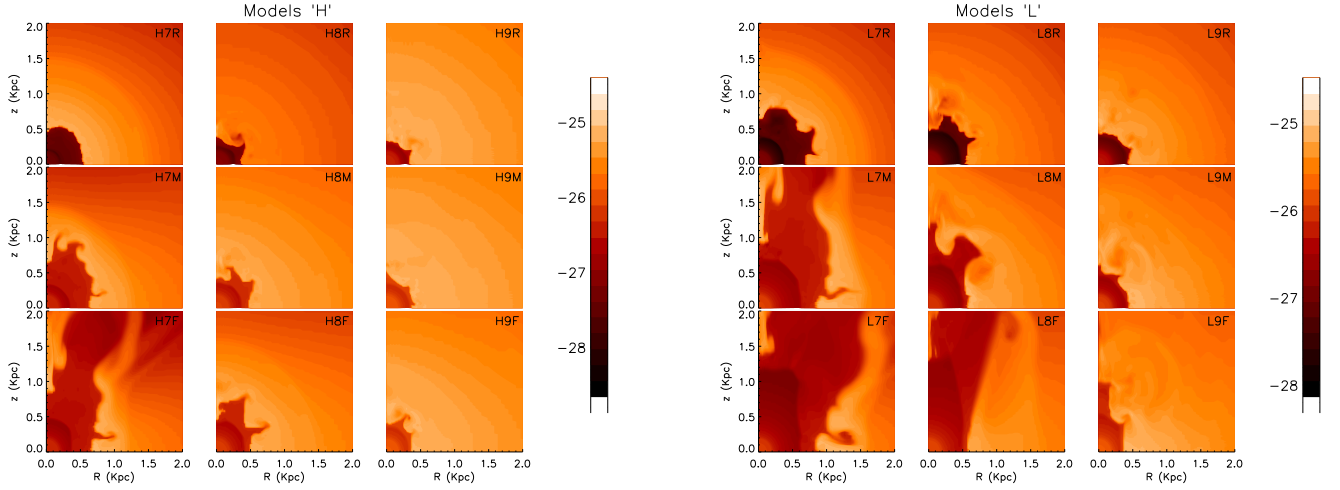
**Notes.** <sup>(a)</sup>: Initial baryonic mass in  $M_\odot$  (within  $0.5 \cdot r_{vir}$ ); <sup>(b)</sup>: Ratio between the scale lengths  $a$  and  $b$  in the initial Miyamoto-Nagai stellar distribution (see Eq. 2); <sup>(c)</sup>: Gas-to-baryon fraction; <sup>(d)</sup>: Ratio between the mass of newly formed stars at the end of the SF period and the mass of the pre-existing disk  $M_d$ ; <sup>(e)</sup>: Mass of the DM halo (in  $10^8 M_\odot$ ); <sup>(f)</sup>: Virial radius (in Kpc, see eq. 1); <sup>(g)</sup>: Central gas density (in  $10^{-24} \text{ g cm}^{-3}$ ); <sup>(h)</sup>: Ejected gas fraction after 200 Myr; <sup>(i)</sup>: Ejected oxygen fraction after 200 Myr; <sup>(j)</sup>: Ejected gas fraction after 500 Myr; <sup>(k)</sup>: Ejected oxygen fraction after 500 Myr; <sup>(l)</sup>: Abundance of oxygen measured as  $12+\log(\text{O}/\text{H})$ , where O/H is the abundance ratio in number, at 200 Myr; <sup>(m)</sup>: Abundance of oxygen measured as  $12+\log(\text{O}/\text{H})$ , where O/H is the abundance ratio in number, at 500 Myr.



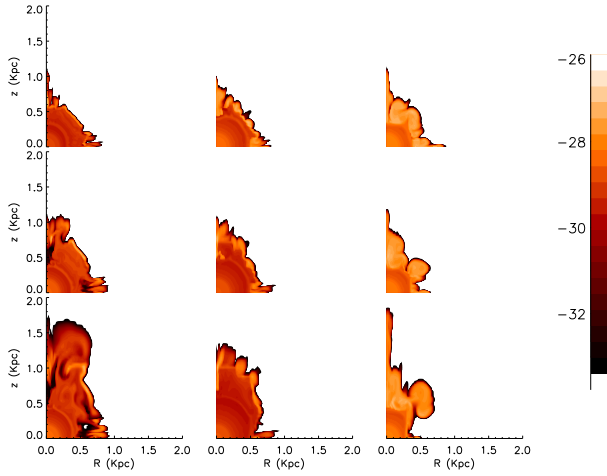
**Fig. 3.** Gas density distribution for the 18 reference models (see Table 2) after 100 Myr of evolution. The 9 panels on the left represent the models with high initial gas fraction (models “H”); the 9 on the right are the corresponding models with low initial fraction of gas (models “L”). For each sequence of 9 panels, the first column represents models with  $10^7 M_\odot$  of initial baryonic mass; the middle column shows the gas distribution for models with mass  $10^8 M_\odot$  and finally the on the right column the models with  $10^9 M_\odot$  are displayed. The top rows of models are characterized by a roundish initial distribution (models “R”; with  $b/a = 5$ ). The middle rows show models with  $b/a = 1$  (models “M”) and finally the bottom rows are characterized by  $b/a = 0.2$  (flat models or “F”). At the top-right corner of each panel the model designation is also indicated. For each set of 9 models, the left-hand strip shows the (logarithmic) density scale (in  $\text{g cm}^{-3}$ ).

dance ratio is a mass-weighted average of the abundance ratios in each computational cell lying within a sphere of radius  $0.5 \cdot r_{vir}$ . Again, this is only an approximate measure of the galactic metallicity and only relative abundance ratios between different model galaxies are relevant. In particular, the present grid of models is not aimed at reproducing the observed metallicities of individual DGs and it can be noticed e.g., that large galaxies do not always show larger O/H ratios compared to smaller

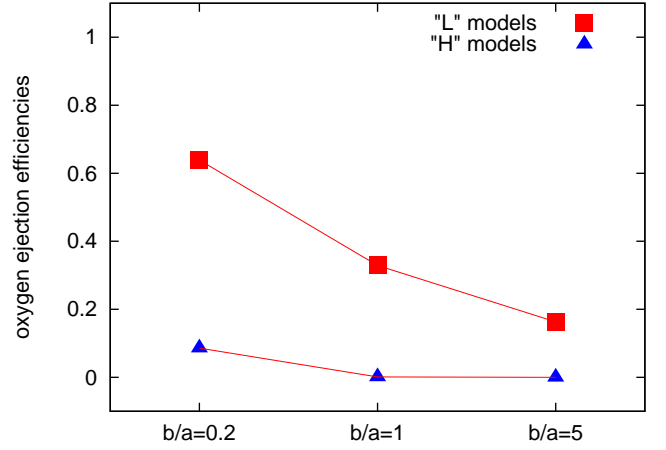
galaxies (at variance with the observed M-Z relation; see Lee et al. 2006). It is also worth noticing that, unexpectedly, the models with the highest metallicities are the ones experiencing the strongest galactic winds (models “L7”), at variance with the general idea that galactic winds can keep the metallicities of galaxies low (see the Introduction). This is due to the fact that these model galaxies expel almost all pristine gas (see Table 2) and therefore the (continuously produced) oxygen is mixed with a



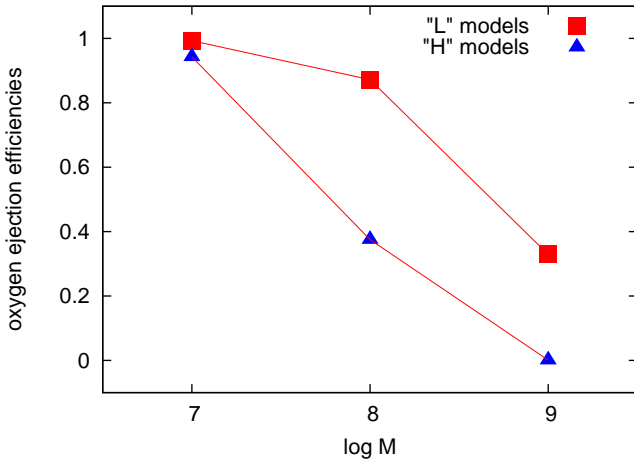
**Fig. 4.** Same as Fig. 3 but for snapshots taken after 200 Myr of galactic evolution.



**Fig. 5.** Distribution of oxygen mass density after 100 Myr of evolution for the 9 models characterized by a small initial gas fraction (models “L” in Table 2). The oxygen density scale (in  $\text{g cm}^{-3}$ ) is on the left-hand strip



**Fig. 7.** Oxygen ejection efficiencies after 500 Myr of evolution for high-mass ( $M_b = 10^9 M_\odot$ ) models as a function of the degree of flattening  $b/a$ . Symbols as in Fig. 6.



**Fig. 6.** Oxygen ejection efficiencies after 500 Myr of evolution for medium ( $b/a = 1$ ) models as a function of the initial baryonic mass. Squares refer to models with initially low gas fractions and triangles to models with high  $f_g$ .

very small fraction of unpolluted gas. The average metallicity of the galaxy is thus close to the (very large) metallicity of the stellar ejecta. However, this gas is deemed at leaving the parent galaxy and is anyway too hot to form star; it will thus not increase the average metallicity of the stellar populations in the galaxy. The models attaining the lowest metallicities are the ones (like H7F) developing large-scale outflows but retaining a large fraction of pristine gas bound to the galaxy. See also Sect. 5 for a more extended discussion on the connection between the results of our models and the M-Z relation.

#### 4.2. Widening the parameter space

As already mentioned in Sect. 3.2, we have considered also models with different SFHs, different feedback radii, different initial metallicities and with perturbed initial distributions of gas. We summarize in this subsections how these parameters affect our findings.



#### 4.2.1. Dependence on the star formation history

We have re-run some models (specifically the ones for the family “L8”) in which the SFH, instead of being constant for 500 Myr as in the standard models, is different from zero only during the first 50 Myr, but the SFR is ten times more intense than in the standard models. A large-scale outflow quickly develops, even for the roundish model, sustained by the large rate of SNII explosions during the first  $\sim 80$  Myr. At the end of this phase, energy is still supplied by Type Ia SNe and winds from intermediate-mass stars, but at a lower rate. This energy is still able to sustain the outflow for some time, but after a few times  $10^8$  yr, the gravitational pull prevails over the pressure gradient caused by the hot cavity of gas and some gas begins to recollapse towards the center of the galaxy (see Recchi & Hensler 2006 for a precise assessment of this phenomenon).

The result is that the calculated ejection efficiencies (of gas and metals) are larger at 100 or 200 Myr than at 500 Myr. In particular, the ejection efficiencies at 200 Myr are much larger than the ones in the standard models, tabulated in Table 2. Disk-like models (models “F” and “M”) retain only a few percent of gas and metals, and also the roundish model (“R”) is able to expel more than 50% of the initial gas at distances larger than  $0.5 \cdot r_{vir}$ . The large gas ejection efficiencies for these models are due to the fact that, at these high rates of energy release, also the horizontal transport of gas can be effective and some gas is pushed to large distances from the galactic center even along the disk. The disk-like “M” and “F” models show again metal ejection efficiencies (slightly) larger than gas ejection efficiencies. Consequently, the metallicities of these model galaxies are quite low during the SF episode.

However, as soon as the luminosity considerably reduces, this gas is pulled again within  $0.5 \cdot r_{vir}$  (i.e. a fall back is occurring), whereas the material previously channelled along the galactic wind accelerates away of the galaxy due to the steep density gradient. Consequently, after 500 Myr of evolution, the retained gas fractions for these models tend to be larger (by a factor of  $\sim 1.5$ – $2$ ) than the corresponding fractions of the standard models (the ones reported in column 11 of Table 2), whereas the retained fraction of metals are only slightly larger.

#### 4.2.2. Dependence on the feedback radius

We have considered (again for the family of models “L8”) a variation of the radius over which energy and metals are injected. As already anticipated in Sect. 3.2, instead of the reference value  $R_F = 200$  pc, we have calculated models with  $R_F = 50$  pc and  $R_F = 1000$  pc. The models with  $R_F = 1000$  show very large ejection efficiencies for both gas and metals. This is due to the unfortunate circumstance that  $0.5 \cdot r_{vir}$  for this family of models is only slightly larger than 1000 pc, therefore a moderate energy injection already suffices to push a large fraction of gas at distances larger than  $0.5 \cdot r_{vir}$ . The comparison with the ejection efficiencies of standard models makes thus little sense. We have therefore calculated the ejection efficiencies of these models (and of the corresponding standard models) at  $r = r_{vir}$ . These turn out to be  $\sim 10\%$  smaller than the ones of corresponding reference models. We confirm therefore that, if the energy is redistributed over a large volume, radiative energy losses are more effective and the final ejection efficiencies are reduced, in agreement with the findings of Fragile et al. (2004). Also the models with  $R_F = 50$  pc show slightly lower ejection efficiencies. In this case, the enhanced cooling efficiency is due to the fact that the gas within the feedback radius is now characterized by

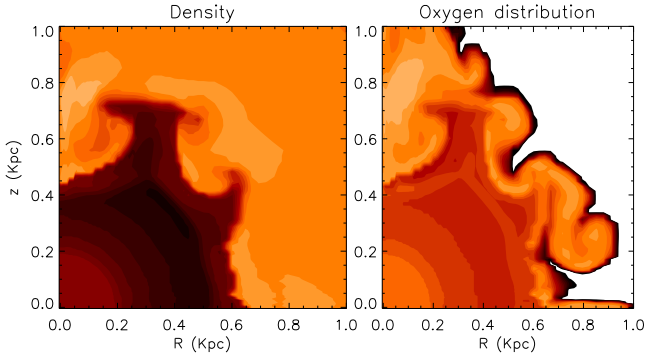
large densities and large metallicities (see also Tenorio-Tagle et al. 2007). Also in this case, the effect of the feedback radius is quite limited (ejection efficiencies change by  $\sim 10$ – $15\%$ ). As also shown by Rodríguez-González et al. (2011; see their fig. 7) the dependence of the ejection efficiencies on the feedback radius is non-monotonic, although the dependence of our results on this particular parameter is quite limited.

#### 4.2.3. Dependence on the initial metallicity

Since we consider models in which a stellar disk is already present at the beginning of the simulations, it seems unreasonable to start with a primordial metallicity. We considered therefore models in which the initial metallicity (of stars and gas) is regulated by the mass of the pre-existing disk, namely, according to the M-Z relation, the larger the disk mass, the larger the initial metallicity we must consider. In particular, if we take into account the correlation between mass and metallicity obtained by Tremonti et al. (2004), models of the “L8” family should have an initial metallicity of about one tenth of solar. Of course, the final metallicities of these models will be much higher than the ones attained by models initially without metals. However, as already mentioned, the only dynamical effect of a different initial metallicity is to increase the radiative losses and thus to reduce the amount of thermal energy of the galaxy. It turns out that this reduction is quite limited and, therefore, the ejection efficiencies do not change substantially (they are only a few per cent lower than the ejection efficiencies of corresponding models initially without metals). For these models, the metal ejection efficiencies are calculated according only to the amount of freshly produced metals retained or ejected.

#### 4.2.4. Models with random perturbation of the initial gas distribution

As described in Sect. 3.2, once an equilibrium initial configuration has been obtained, we have perturbed it by means of eq. 3. In particular, we have perturbed the model L8R by amplitudes  $\varepsilon$  of 1% (mildly perturbed model) and 5% (largely perturbed model). The perturbation increases the turbulence of the model. Mixing between hot and cold regions is enhanced and the net effect is an increase in the radiative energy losses, hence a reduced amount of energy available to drive galactic winds (in other words, the galactic winds become more mass loaded). As a consequence of that, the retained gas fraction of the mildly perturbed model increases (from the final value of 0.442 of the model L8R it increases to 0.547). However, the final retained fraction of freshly produced metals (slightly) decreases for this model (it reduces to 0.345 from the reference value of 0.401). This is due to the fact that it is much more difficult to keep the model close to spherical symmetry if the initial gas distribution is perturbed. Regions of lower pressure can be created randomly within the computational box and the propagation of metals can thus deviate from isotropicity, being faster (and allowing some venting out of metals) along (randomly oriented) directions with steep pressure gradients. This effect is similar to the one analyzed in great detail by RH07 (see also Sect. 2 for a short summary of the main results of this paper). In the largely perturbed model, the final metal ejection efficiency is similar to the one obtained in the mildly perturbed model. However, the venting out (along random directions) involves now also a non-negligible fraction of pristine gas and the final gas retained fraction is 0.443 (very similar to the gas retained fraction of the reference model L8R).



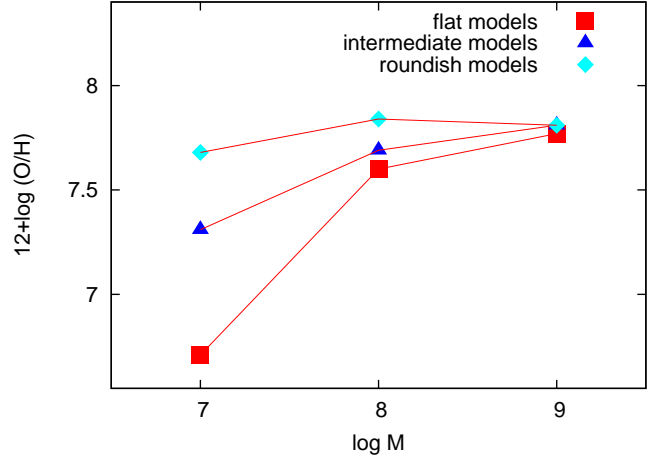
**Fig. 8.** Distribution of gas (left panel) and oxygen (right panel) density for a model with large perturbation of the initial density distribution (see text), after 200 Myr of evolution. Brighter colors correspond to larger densities.

The piercing of the supershell along different directions and not just along the direction perpendicular to the disk of the galaxy can be appreciated by inspecting Fig. 8. It shows the gas and oxygen density distribution after 200 Myr of evolution of the largely perturbed model. Clearly, the perturbation of the initial gaseous distribution affects the ejection efficiencies of gas and metals in a non-linear (and some times non-predictable) way and deserves further studies.

It is important to stress that, due to the assumed symmetry and dimensionality of the code, inhomogeneities represent rings of denser gas. It is not clear whether a realistic 3-D distribution of inhomogeneities will produce the same results. Our group is currently running (with the AMR code FLASH) 3-D chemodynamical simulations of DGs with inhomogeneities (Mitchell et al., in preparation). The results of these simulations can shed light on the reliability of our results.

## 5. Discussion and conclusions

In this paper we have studied the development of galactic outflows in DG models. Our main focus is to study the dependence of the ejected mass fractions (of gas and freshly produced metals) on the degree of flattening of the galaxy, a problem that has received little attention in the past. A very simple theoretical analysis leads to the conclusion that, in a very flat galaxy, the ejection efficiencies of freshly produced metals must be quite high. In fact, once the over-pressurized gas formed by SN explosions and stellar wind breaks out and forms a bipolar galactic wind, metals can be easily ejected out of the galaxy through this funnel. On the other hand, in a spherical (or almost spherical) galaxy, bipolar outflows cannot be formed because there is no preferential direction, along which the pressure gradient is steeper. Therefore, either the galaxy expels gas isotropically (but blow-away is very difficult in DGs, see e.g. Hensler et al. 2004) or the superbubble of hot (and metal-enriched) gas remains confined inside the galaxy (thus the metal ejection efficiencies are very low). We have considered three different degrees of flattening for our model galaxies: a roundish model (one for which the ratio between the length scales  $a$  and  $b$  describing the Miyamoto-Nagai potential is  $b/a = 5$ ), a thick-disk model (with  $b/a = 1$ ) and a thin disk model (with  $b/a = 0.2$ ). Our study confirms the trend described above: ejection efficiencies in roundish galaxies are systematically lower than the ones in disk-like galaxies (see Table 2 or Fig. 7). On the other hand, for most of the analyzed models, transport of gas along the disk is quite limited, therefore

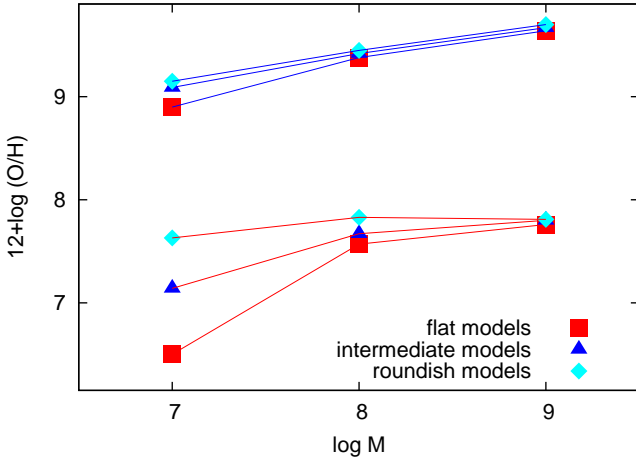


**Fig. 9.** Oxygen abundances (in number) after 500 Myr of evolution for high gas fraction models (models “H”, with  $f_g = 0.9$ ), as a function of initial baryonic mass. Squares refer to flat models (models with  $b/a = 0.2$ ); triangles show the results for intermediate models ( $b/a = 1$ ) and rhombs correspond to roundish models ( $b/a = 5$ ).

(in agreement with many previous studies, e.g. MF99; D’Ercole & Brighenti 1999) we can conclude that ejection efficiencies of gas are (at least for disk-like models) lower than ejection efficiencies of freshly produced metals.

We have also studied in detail the effect of galactic mass on the fate of gas and freshly produced metals, a problem that, on the contrary, has received much more attention in the past (MF99; Rodríguez-González et al. 2011). We confirm that smaller DGs, with shallower potential wells, favor the development of large-scale outflows, hence the ejection efficiencies (of gas and metals) increase with decreasing galactic masses (see Table 2 or Fig. 6). The increase of metal ejection efficiencies through galactic winds has been often invoked to explain the observed M-Z relation in galaxies (see e.g. Tremonti et al. 2004). The dependence of the obtained metallicity (measured by means of  $12+\log(\text{O}/\text{H})$ ) of our model galaxies as a function of their initial masses is shown in Fig. 9 for the “H” set of models. For all three degrees of flattening, a trend of increasing metallicity as a function of mass is clearly visible. However, as outlined also in Sec. 4.1, for the “L” set of models this trend is much less visible.

It is important to notice that the abundances tabulated in Table 2 and plotted in Fig. 9 are mass-averaged means within the whole galactic region. However, two gas phases coexist within this region: a hot gas phase (the galactic wind and the starburst region) and a colder ISM. We expect the hot phase to have much higher metallicities than the cold phase. The metallicity of the galactic wind is expected to play no role in the process of chemical enrichment of the galaxy (this gas is destined to leave the parent galaxy) but is important in the process of chemical enrichment of the intra-cluster medium. To have an idea on the oxygen abundances of these two phases, we distinguish grid points with temperatures above and below  $2 \cdot 10^4$  K. Gas above this temperature threshold is supposed to be too hot to be detected by optical spectroscopy. The resulting values of  $12+\log(\text{O}/\text{H})$  after 500 Myr of evolution for the “H” family of models is shown in Fig. 10 (red lines: cold phase; blue lines: hot phase). As expected, the abundances in the cold phase are much lower than the abundances in the hot phase. The cold phase abundances show the same trend of the total abundances shown in Fig. 9. This is

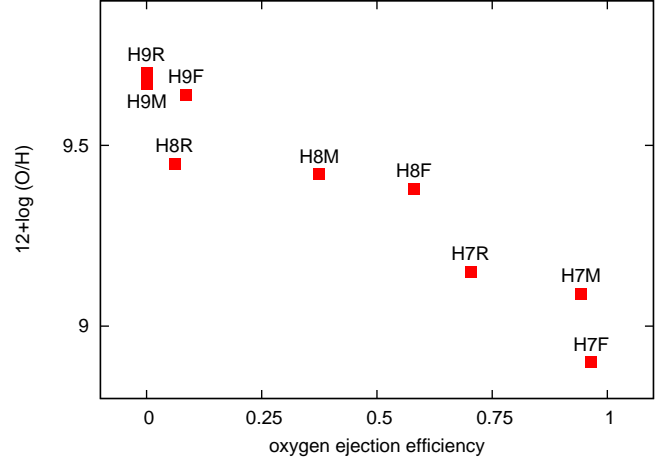


**Fig. 10.** Oxygen abundances (in number) after 500 Myr of evolution for “H”, as a function of initial baryonic mass. Symbols are as in Fig. 9. The abundances in the cold ( $T < 2 \cdot 10^4$  K) phase are shown in the lower set of points (connected by red lines). The abundances in the hot ( $T > 2 \cdot 10^4$  K) phase are shown in the upper set of points (connected by blue lines).

mainly due to the fact that the calculated mean abundances are mass-weighted and most of the gas mass is colder than  $2 \cdot 10^4$  K. For some models (in particular the models with  $\log M=7$ ), the cold phase abundances are significantly lower ( $\sim 0.2$  dex) than the total abundances. This is expected because, in some models, the metal-rich hot gas (wind and starburst region) represents a significant fraction of the total gas. On the other hand, models experiencing no (or very limited) galactic winds contain much less hot gas, therefore the average total abundance is less affected by the metallicity of the hot phase and is much closer to the abundance of the cold gas (the differences are a few hundredths of dex).

Also the abundances of the hot phase tend to grow with mass (see the blue lines in Fig. 10). High mass galaxies show higher hot phase abundances because, for these models, much of the hot gas is in the starburst region and thus its metallicity is close to the (very high) metallicity of the stellar ejecta. On the other hand, galaxy models experiencing strong galactic winds show smaller hot-phase metallicities because the winds entrain more cold (and metal-poor) gas. This process is usually indicated as mass-loading and is confirmed by many studies (both theoretical and observational) of galactic winds (see e.g. Strickland & Stevens 2000; Tescari et al. 2009; Hopkins et al. 2012; Newman et al. 2012 among many others). Indeed, a clearer correlation can be shown between the ejected oxygen fraction after 500 Myr (12th column in Table 2) and the hot-phase oxygen abundance. This correlation is shown in Fig. 11. Models experiencing galactic winds (thus with high oxygen ejection efficiencies) show also mass-loading, thus dilution of the oxygen abundances in the hot phase. On the other hand, in models with weak (or without) galactic winds most of the hot gas is concentrated in the starburst region, where the abundances closely resemble the (very high) abundances of the stellar ejecta.

One should warn the reader that the processes of metal dispersal and mixing are very difficult to model. No hydrodynamical code is able to correctly resolve contact discontinuities that form between hot cavities and cold shells. Numerical diffusion tends to smear this discontinuity and create regions of intermediate temperature and densities, where metals can cool in a rela-



**Fig. 11.** Oxygen abundances in the hot phase plotted versus the oxygen ejection efficiencies (12th column in Table 2). Model designations are labelled close to each point.

tively short time-scale and then mix with the surrounding shell. In spite of these uncertainties, we believe that 500 Myr is a sufficient time span to cool down most of the produced metals (if they are not channelled in a galactic wind). This is confirmed by some of our previous studies (see in particular Recchi et al. 2001; their sect. 3.2) but also by other studies addressing the specific issue of metal mixing (e.g. de Avillez & MacLow 2002; Pan et al. 2012; Yang & Krumholz 2012), which confirm that a few hundred Myrs is a sufficient time to disperse and mix metallicity inhomogeneities. It is also important to stress that, in our results, cooling and mixing of stellar ejecta is mainly due to thermal conduction and to the formation of eddies and vortices. The presence of inhomogeneities (see Sect. 4.2.4) can facilitate both processes, thus enhance the mass loading of the galactic winds.

One should also notice that the chosen temperature threshold separating the hot and the cold phase ( $2 \cdot 10^4$  K) is somewhat arbitrary and it has been taken in analogy with what done in some of our previous publications (see in particular Recchi et al. 2006). A different and maybe better choice could be  $4 \cdot 10^4$  K (the minimum of the cooling curve for low values of the metallicity – see Böhringer & Hensler 1989, their fig. 1), or even  $10^5$  K. We have checked how much are our results affected by the choice of the temperature threshold. It turns out that the abundances in the cold phase are almost unaffected by this choice (for  $T = 4 \cdot 10^4$  K the abundances change negligibly whereas for  $T = 10^5$  K the differences are 0.02 dex at most). This is due to the fact that a small fraction (in mass) of gas has temperatures in the range  $[2 \cdot 10^4, 4 \cdot 10^4]$  K or  $[2 \cdot 10^4, 10^5]$  K. On the other hand, the variations in the hot phase abundances are more significant. They increase by up to 0.15–0.2 dex if the threshold is  $10^5$  K. However, the overall correlations shown in Figs. 10 and 11 remain.

We must outline once again that the main aim of this paper was to show the effect that the gas distribution can have on the development of galactic winds and, hence, on the fate of gas and freshly produced metals. We have not attempted to reproduce the observed M-Z relation (we will focus on this task in a paper in preparation). For instance, all the models, irrespective of their masses, have the same SFRs per unit available gas mass (hence the same SF efficiencies). Models with initially  $10^8 M_\odot$  of baryonic mass have SFRs ten times larger than models with  $M_b = 10^7 M_\odot$ . The metal production rates are also ten times

larger. However, these larger fractions of metals are mixed with ten times more pristine gas. Hence, if galactic winds do not play a significant role, the final metallicities of the models should be approximately independent on the galactic mass (see roundish models in Fig. 9). However, it is known from chemical evolution studies (e.g. Matteucci 1994; Pipino & Matteucci 2004) that SF efficiencies must increase with galactic masses in order to reproduce the observed chemical abundances and abundance ratios of galaxies. This is also consistent with the idea of having SF efficiencies increasing with pressure of the ambient diffuse gas, which increases with galactic mass (Elmegreen & Efremov 1997; Harfst et al. 2006; see also Leroy et al. 2008).

However, we have noticed in Sect. 4.2.1 that metal ejection efficiencies of galaxies with higher SFRs (but producing at the end of the simulation the same amount of stars) are larger. Consequently, these galaxies tend to have lower metallicities during the SF episode. This qualitative trend is in agreement with the so-called *fundamental metallicity relation* (FMR; Mannucci et al. 2010), according to which the oxygen abundance in star forming galaxies correlates with the quantity  $\mu_\alpha = \log(M_*) - \alpha \log(SFR)$ , where  $\alpha$  is a free parameter chosen to minimize the scatter in the FMR. Although the precise shape of the FMR is debated (for instance the recent paper of Andrews & Martini 2012 find  $\alpha = 0.66$ , more than twice the value of Mannucci et al.), undoubtedly the SFR plays a very important role in determining the gas-phase metallicity of a galaxy. Galaxies with the same stellar mass but with higher SFRs are characterized by lower metallicities (see e.g. fig. 11 of Andrews & Martini 2012). According to Andrews & Martini (2012), this is probably due to the fact that galaxies with high SFRs are presently experiencing a merging. Major mergers drive in considerable amounts of low metallicity gas from large radii, which dilutes the metallicity of the galaxy and triggers a vigorous SF burst. Since most of the galaxies with large SFR have already large stellar masses, it seems unlikely that their gas components have still a low metallicity. It seems to us more likely that large SFRs drive large outflows, with a consequent significant metal loss, as our models show.

What we want to point out here is that, for models with the same mass and SFR, geometry plays a very significant role in determining the fate of freshly produced metals and, consequently, the final metallicity. An inspection of Table 2 shows that, for some models, ejection efficiencies of metals can change by up to an order of magnitude depending on the degree of flattening, being instead the gas ejection efficiencies quite independent on  $b/a$ . Consequently, the final metallicities of models with the same mass can vary up to 1 dex depending on the geometry (see Figs. 9 and 10). The large spread observed in the metallicity of DGs with the same masses (see e.g. Lee et al. 2006, their fig. 8) could be due to the effect of gas distribution. Although the parameter  $\alpha$  is chosen to minimize the scatter in the FMR, still galaxies with the same stellar mass and SFR show a spread in the metal content (see e.g. figs. 11 and 12 of Andrews & Martini 2012). The gas distribution might be responsible for this spread.

A last comment related to the M-Z relation (or to the FMR) concerns the correlation between mass and degree of flattening of DGs. Recent studies suggest that smaller DGs tend to have larger axial ratios (i.e. they tend to be rounder) than DGs with larger masses. This might complicate the interpretation of the M-Z and FMR relations according to our models. However, this effect seems to be quite limited. For instance, Sánchez-Janssen et al. (2010) show (their fig. 1) that the average axial ratios change by at most  $\sim 20\%$  between DGs with stellar masses of  $10^7$  and  $10^9 M_\odot$ , and that the spread in axial ratios is extremely large at all stellar masses. Moreover, Lisker et al. (2009) show that (at

least for DGs in clusters) the axial ratio is more related to the DG velocity than to the mass.

Our main conclusions can be summarized as follows:

- The gas distribution in a galaxy plays a very important role in determining the fate of freshly produced metals. Model galaxies with the same masses but with different degrees of flattening can have metal ejection efficiencies differing for one order of magnitude. In particular, flat galaxies easily develop bipolar outflows, through which a large fraction of metals can be lost.
- On the other hand, the fate of pristine gas is less dependent on geometry than the fate of metals. Since some models (with the same initial mass) can have similar ejection efficiencies of pristine gas but very different ejection efficiencies of metals, the final attained metallicities can vary by up to one dex (being the roundish models characterized by larger final metallicities).
- Models characterized by the same degree of flattening show a clear dependence of the metal ejection efficiencies on the galactic mass. Smaller galaxies (with shallower potential wells) more easily develop large-scale outflows, therefore the fraction of lost metals tends to be higher.
- Ejection efficiencies (of gas and freshly produced metals) significantly depend also on the star formation history of the galaxy and on the presence (or absence) of density perturbations.
- The ejection efficiencies show instead a moderate dependence on the initial metallicity and on the size of the region in which the energetic and chemical feedback from Supernovae and stellar winds is redistributed.

*Acknowledgements.* We thank the anonymous referee for very helpful comments and remarks.

## References

- Andrews, B. H., & Martini, P. 2012, arXiv:1211.3418  
 de Avillez, M. A., & Mac Low, M.-M. 2002, ApJ, 581, 1047  
 Bedogni, R., & Dercole, A. 1986, A&A, 157, 101  
 Boehringer, H., & Hensler, G. 1989, A&A, 215, 147  
 Cowie, L. L., & McKee, C. F. 1977, ApJ, 211, 135  
 Dekel, A., & Silk, J. 1986, ApJ, 303, 39  
 D’Ercole, A., & Brighenti, F. 1999, MNRAS, 309, 941  
 Elmegreen, B. G., & Efremov, Y. N. 1997, ApJ, 480, 235  
 Erb, D. K., Shapley, A. E., Pettini, M., et al. 2006, ApJ, 644, 813  
 Ferrara, A., & Tolstoy, E. 2000, MNRAS, 313, 291  
 Fragile, P. C., Murray, S. D., & Lin, D. N. C. 2004, ApJ, 617, 1077  
 Harfst, S., Theis, C., & Hensler, G. 2006, A&A, 449, 509  
 Hensler, G., Dickow, R., Junkes, N., & Gallagher, J. S. 1998, ApJ, 502, L17  
 Hensler, G., Theis, C., & Gallagher, J. S., III. 2004, A&A, 426, 25  
 Hidalgo, S. L., Aparicio, A., Skillman, E., et al. 2011, ApJ, 730, 14  
 Hopkins, P. F., Quataert, E., & Murray, N. 2012, MNRAS, 421, 3522  
 Kirby, E. N., Simon, J. D., Geha, M., Guhathakurta, P., & Frebel, A. 2008, ApJ, 685, L43  
 Larson, R. B. 1974, MNRAS, 169, 229  
 Laskar, T., Berger, E., & Chary, R.-R. 2011, ApJ, 739, 1  
 Lee, H., Skillman, E. D., Cannon, J. M., et al. 2006, ApJ, 647, 970  
 Leroy, A. K., Walter, F., Brinks, E., et al. 2008, AJ, 136, 2782  
 Lisker, T., Janz, J., Hensler, G., et al. 2009, ApJ, 706, L124  
 Mac Low, M.-M., & Ferrara, A. 1999, ApJ, 513, 142 (MF99)  
 McQuinn, K. B. W., Skillman, E. D., Cannon, J. M., et al. 2010, ApJ, 721, 297  
 McQuinn, K. B. W., Skillman, E. D., Cannon, J. M., et al. 2010, ApJ, 724, 49  
 Madau, P., Ferrara, A., & Rees, M. J. 2001, ApJ, 555, 92  
 Maiolino, R., Nagao, T., Grazian, A., et al. 2008, A&A, 488, 463  
 Mannucci, F., Cresci, G., Maiolino, R., Marconi, A., & Gnerucci, A. 2010, MNRAS, 408, 2115  
 Mannucci, F., Salvaterra, R., & Campisi, M. A. 2011, MNRAS, 414, 1263  
 Marcolini, A., D’Ercole, A., Brighenti, F., & Recchi, S. 2006, MNRAS, 371, 643  
 Martin, C. L., Kobulnicky, H. A., & Heckman, T. M. 2002, ApJ, 574, 663  
 Matteucci, F. 1994, A&A, 288, 57

- Michielsen, D., Valcke, S., & de Rijcke, S. 2007, EAS Publications Series, 24, 287
- Monelli, M., Gallart, C., Hidalgo, S. L., et al. 2010, ApJ, 722, 1864
- Monelli, M., Hidalgo, S. L., Stetson, P. B., et al. 2010, ApJ, 720, 1225
- Mori, M., Ferrara, A., & Madau, P. 2002, ApJ, 571, 40
- Newman, S. F., Genzel, R., Förster-Schreiber, N. M., et al. 2012, ApJ, 761, 43
- Ott, J., Walter, F., & Brinks, E. 2005, MNRAS, 358, 1423
- Pan, L., Desch, S. J., Scannapieco, E., & Timmes, F. X. 2012, ApJ, 756, 102
- Persic, M., Salucci, P., & Stel, F. 1996, MNRAS, 281, 27
- Pipino, A., & Matteucci, F. 2004, MNRAS, 347, 968
- Recchi, S., & Hensler, G. 2006, A&A, 445, L39
- Recchi, S., & Hensler, G. 2007, A&A, 476, 841 (RH07)
- Recchi, S., Hensler, G., & Anelli, D. 2009, arXiv:0901.1976
- Recchi, S., Hensler, G., Angeretti, L., & Matteucci, F. 2006, A&A, 445, 875
- Recchi, S., Matteucci, F., & D'Ercole, A. 2001, MNRAS, 322, 800
- Recchi, S., Matteucci, F., D'Ercole, A., & Tosi, M. 2002, A&A, 384, 799
- Recchi, S., Matteucci, F., D'Ercole, A., & Tosi, M. 2004, A&A, 426, 37
- Recchi, S., Theis, C., Kroupa, P., & Hensler, G. 2007, A&A, 470, L5
- Rieschick, A., & Hensler, G. 2003, Ap&SS, 284, 861
- Rodríguez-González, A., Esquivel, A., Raga, A. C., & Colín, P. 2011, Revista Mexicana de Astronomía y Astrofísica Conference Series, 40, 86
- Sánchez-Janssen, R., Méndez-Abreu, J., & Aguerri, J. A. L. 2010, MNRAS, 406, L65
- Scannapieco, E., & Brügggen, M. 2010, MNRAS, 405, 1634
- Schroyen, J., de Rijcke, S., Valcke, S., Cloet-Osselaer, A., & Dejonghe, H. 2011, MNRAS, 416, 601
- Silich, S. A., & Tenorio-Tagle, G. 1998, MNRAS, 299, 249
- Silich, S., & Tenorio-Tagle, G. 2001, ApJ, 552, 91
- Skillman, E. D., Kennicutt, R. C., & Hodge, P. W. 1989, ApJ, 347, 875
- Spitzer, L. 1956, Physics of Fully Ionized Gases, New York: Interscience Publishers
- Spitzer, L., & Härm, R. 1953, Phys. Rev., 89, 977
- Strickland, D. K., & Stevens, I. R. 2000, MNRAS, 314, 511
- Tenorio-Tagle, G. 1996, AJ, 111, 1641
- Tenorio-Tagle, G., Wunsch, R., Silich, S., & Palouš, J. 2007, ApJ, 658, 1196
- Tescari, E., Viel, M., Tornatore, L., & Borgani, S. 2009, MNRAS, 397, 411
- Tremonti, C. A., Heckman, T. M., Kauffmann, G., et al. 2004, ApJ, 613, 898
- Vader, J. P. 1986, ApJ, 305, 669
- Vasiliev, E. O., Vorobyov, E. I., & Shchekinov, Y. A. 2008, A&A, 489, 505
- Vorobyov, E. I., Recchi, S., & Hensler, G. 2012, A&A, 543, A129
- Wuyts, E., Rigby, J. R., Sharon, K., & Gladders, M. D. 2012, ApJ, 755, 73
- Yang, C.-C., & Krumholz, M. 2012, ApJ, 758, 48
- Zhao, Y., Gao, Y., & Gu, Q. 2010, ApJ, 710, 663