

Optimal Assembly for High Throughput Shotgun Sequencing

Guy Bresler

Ma'ayan Bresler

David Tse

December 25, 2021

Abstract

DNA sequencing is the basic workhorse of modern day biology and medicine. Shotgun sequencing is the dominant technique used: many randomly located short fragments called reads are extracted from the DNA sequence, and these reads are assembled to reconstruct the original sequence. During the last two decades, many assembly algorithms have been proposed, but comparing and evaluating them is difficult. To clarify this, we ask: Given N reads of length L sampled from an arbitrary DNA sequence, is it possible to achieve some target probability $1 - \epsilon$ of successful reconstruction? We show that the answer depends on the repeat statistics of the DNA sequence to be assembled, and we compute these statistics for a number of reference genomes. We construct lower bounds showing that reconstruction is impossible for certain choices of N and L , and complement this by analytically deriving the performance of several algorithms, both in terms of repeat statistics. In seeking an algorithm that matches the lower bounds on real DNA data, we are able to methodically progress towards an optimal assembly algorithm. The goal of this work is to advocate a new systematic approach to the design of assembly algorithms with optimality or near-optimality guarantee.

1 Introduction

1.1 Formulation

DNA sequencing is the basic workhorse of modern day biology and medicine. Since the sequencing of the Human Reference Genome ten years ago, there has been an explosive advance in sequencing technology, resulting in several orders of magnitude increase in throughput and decrease in cost. Multiple “next-generation” sequencing platforms have emerged. All of them are based on the whole-genome shotgun sequencing method, which entails two steps. First, many short reads are extracted from random locations on the DNA sequence, with the length, number, and error rates of the reads depending on the particular sequencing platform. Second, the reads are assembled to reconstruct the original DNA sequence.

Assembly of the reads is a major algorithmic challenge, and over the years dozens of assembly algorithms have been proposed to solve this problem [28]. Nevertheless, the assembly problem is far from solved, and it is not clear how to compare algorithms nor where improvement might be possible. The difficulty of comparing algorithms is evidenced by the recent assembly evaluations Assemblathon 1 [2] and GAGE [23], where which assembler is “best” depends on the particular dataset as well as the performance metric used. In part this is a consequence of metrics for partial assemblies: there is an inherent tradeoff between larger contiguous fragments (contigs) and fewer mistakes in merging contigs (misjoins). But more fundamentally, independent of the metric, performance depends critically on the dataset, i.e. length, number, and quality of the reads, as well as the complexity of the genome sequence. With an eye towards the near future, we seek to understand the interplay between these factors by using the intuitive and unambiguous metric

of *complete* reconstruction¹. This objective of reconstructing the original DNA sequence from the reads contrasts with the many *optimization-based* formulations of assembly, such as shortest common superstring (SCS) [7], maximum-likelihood [16], [11], and various graph-based formulations [22], [14]. When solving one of these alternative formulations, there is no guarantee that the optimal solution is indeed the original sequence.

Given the goal of complete reconstruction, the most basic questions are 1) **feasibility**: given a set of reads, is it *possible* to reconstruct the original sequence? 2) **optimality**: which *algorithms* can successfully reconstruct whenever it is feasible to reconstruct? The feasibility question is a measure of the intrinsic *information* each read provides about the DNA sequence, and for given sequence statistics depends on characteristics of the sequencing technology such as read length and noise statistics. As such, it can provide an algorithm-independent basis for evaluating the efficiency of a sequencing technology. Equally important, algorithms can be evaluated on their relative read length and data requirements, and compared against the fundamental limit.

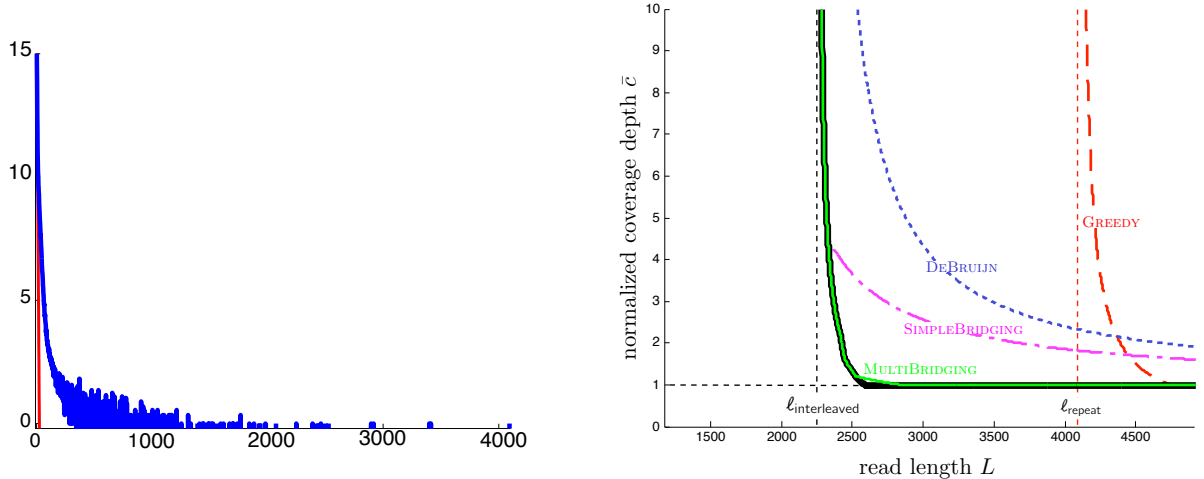
In studying these questions, we consider the most basic shotgun sequencing model where N noiseless reads of a fixed length L base pairs are uniformly and independently drawn from a DNA sequence of length G . In this statistical model, feasibility is rephrased as the question of whether, for given sequence statistics, the correct sequence can be reconstructed with probability $1 - \epsilon$ when N reads of length L are sampled from the genome. We note that answering the feasibility question of whether each N, L pair is sufficient to reconstruct is equivalent to finding the minimum required N (or the *coverage depth* $c = NL/G$) as a function of L .

A lower bound on the minimum coverage depth needed was obtained by Lander and Waterman [9]. Their lower bound $c_{\text{LW}} = c_{\text{LW}}(L, \epsilon)$ is the minimum number of randomly located reads needed to cover the entire DNA sequence with a given target success probability $1 - \epsilon$. While this is clearly a necessary condition, it is in general not tight: only requiring the reads to cover the entire genome sequence does not guarantee that consecutive reads can actually be stitched back together to recover the original sequence. Characterizing when the reads can be reliably stitched together, i.e. determining feasibility, is an open problem. In fact, the ability to reconstruct depends crucially on the *repeat statistics* of the DNA sequence. We are interested in determining feasibility for repeat statistics arising from a wide range of already sequenced genomes. Evaluating algorithms on statistics from existing genomes gives confidence in predicting whether the algorithms will be useful for an *unseen* genome with similar statistics.

1.2 Results

Our approach results in a pipeline, which takes as input a genome sequence and desired success probability $1 - \epsilon$, computes a few simple repeat statistics, and from these statistics numerically computes a feasibility plot that indicates for which L, N reconstruction is possible. Fig. 1a displays the simplest of the statistics, the number of repeats as a function of the repeat length ℓ . Fig. 1b shows the resulting feasibility plot produced for human chromosome 19 (henceforth human ch19) with success probability 99%. The horizontal axis signifies read length L and the vertical axis signifies the coverage depth c normalized by c_{LW} , the coverage depth required as per Lander-Waterman [9] in order to cover the sequence. The normalized coverage depth $\bar{c} = c/c_{\text{LW}} = N/N_{\text{LW}}$ is also equal to the number of reads N normalized by the number of reads N_{LW} required to cover the sequence.

¹The notion of complete reconstruction can be thought of as a mathematical idealization of the notion of “finishing” a sequencing project as defined by the National Human Genome Research Institute [18], where finishing a chromosome requires at least 95% of the chromosome to be represented by a contiguous sequence.



(a) For human chromosome 19, a log plot of number of repeats as a function of the repeat length ℓ .

(b) Feasibility plot. The thick black curve is a lower bound on the feasible N, L , and each colorful curve is the lower boundary of feasible N, L for an algorithm.

Figure 1: Our pipeline takes as input a genome sequence (here human ch19) and desired success probability $1 - \epsilon$ (here 99%), computes a few simple repeat statistics including the one in Fig. (a), and from these statistics produces a feasibility plot as shown in Fig. (b).

Since the coverage depth must satisfy $c \geq c_{\text{LW}}$, the normalized coverage depth satisfies $\bar{c} \geq 1$, and we plot the horizontal line $\bar{c} = 1$. This lower bound holds for *any* assembly algorithm. In addition, there is another such lower bound, shown as the thick black nearly vertical line in Fig. 1b. In contrast to the coverage lower bound, this lower bound is a function of the repeat statistics. It has a vertical asymptote at $L_{\text{crit}} := \max\{\ell_{\text{interleaved}}, \ell_{\text{triple}}\} + 1$, where $\ell_{\text{interleaved}}$ is the length of the longest interleaved repeats in the DNA sequence and ℓ_{triple} is the length of the longest triple repeat (see Section 2 for precise definitions). Thus, our lower bound implies that reconstruction is impossible whenever the read length is below L_{crit} , a fact also implied by a result of Ukkonen [26] in the context of Sequencing by Hybridization. Our lower bound can be viewed as a generalization of Ukkonen’s result to the shotgun sequencing setting by observing that for successful reconstruction in this setting, not only the read length has to be greater than L_{crit} , each interleaved repeat and each triple repeat have to be *bridged* by reads (i.e. at least one copy is contained in a read extending to both sides beyond the repeat, see Fig. 4.) For this particular dataset (and for many other datasets), $\ell_{\text{triple}} < \ell_{\text{interleaved}}$, and hence the vertical asymptote is $\ell_{\text{interleaved}}$.

Each colored curve in the feasibility plot is the lower boundary of the set of feasible N, L pairs for a specific algorithm. The worst of these curves is the one achieved by the greedy algorithm (used in TIGR [25], CAP3 [5], and more recently SSAKE [27]). The greedy algorithm repeatedly merges reads with the highest overlap. Due to the greedy nature of the algorithm, it cannot resolve simple repeats longer than the read length. Thus, as seen in Fig. 1b, its performance curve asymptotes at $L > \ell_{\text{repeat}}$, the length of the longest repeat. On the other hand, K-mer graph based algorithms (e.g. [6] and [22]) take a more global view via the construction of a de Bruijn graph out of all the K-mers of the reads, and can resolve simple repeats longer than the read length as long as they are not interleaved. Because of that, the performance curves of all K-mer graph based algorithms asymptote at read length L_{crit} , but different algorithms use read information in a variety of ways to resolve repeats in the K-mer graph and thus have different coverage depth requirement beyond read length L_{crit} . The naive algorithm (labeled DEBRUIJN in Fig. 1b) does not use the read information

to resolve repeats at all, and hence has to choose K large enough so that no interleaved or triple repeats appear in the K -mer graph. This leads to a very high coverage depth requirement. Pevzner et al. [22] observe that for graphs where each edge has multiplicity one, if one copy of a repeat is bridged, the repeat can be resolved through what they call a “detachment”. The algorithm SIMPLEBRIDGING described here is very similar, and resolves repeats with two copies if at least one copy is bridged.

Meanwhile, other algorithms are able to deal with higher edge multiplicities due to higher order repeats; IDBA (Iterative DeBruijn Assembler) [19] can successfully reconstruct if all copies of every repeat are bridged. But it is suboptimal to require that *all* copies of *every* repeat be bridged. We design MULTIBRIDGING, a computational efficient algorithm which combines these ideas to simultaneously allow for single-bridged double repeats, triple repeats in which all copies are bridged, and unbridged non-interleaved repeats. For the human ch19 repeat statistics, the performance of this algorithm nearly coincides with the lower bound.

Thus Fig. 1b answers, up to a very small gap, the feasibility of assembly for the repeat statistics of human ch19, where successful reconstruction is desired with probability 99%. We produce similar plots for a dozen or so datasets.

For datasets where $\ell_{\text{interleaved}}$ is significantly larger than ℓ_{triple} (the majority of the datasets we looked at, including those used in the recent GAGE assembly algorithm evaluation [23]), MULTIBRIDGING is near optimal, thus allowing us to characterize the fundamental limits for these repeat statistics. On the other hand, if ℓ_{triple} is close to or larger than $\ell_{\text{interleaved}}$, there is a gap between the performance of MULTIBRIDGING and the lower bound (see for example Fig. 2). The reason is that the only difference between the sufficient condition guaranteeing the success of MULTIBRIDGING and the necessary condition of the lower bound is the bridging condition of *triple* repeats: while MULTIBRIDGING requires *all-bridging* of the triple repeats, the necessary condition requires only *single-bridging* of the triple repeats. When ℓ_{triple} is significantly smaller than $\ell_{\text{interleaved}}$, the bridging requirement of interleaved repeats dominates and MULTIBRIDGING achieves very close to the lower bound.

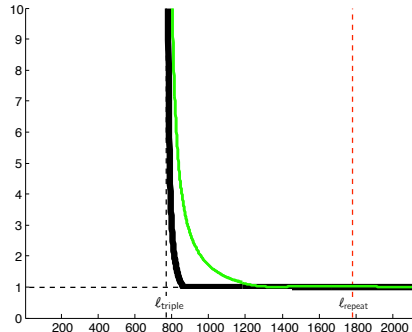


Figure 2: Performance of MULTIBRIDGING on *P. Marinus*. The effect of the longest triple repeat is dominant here, so for L slightly larger than ℓ_{triple} , MULTIBRIDGING needs a coverage depth higher than the coverage depth required by our lower bound.

An interesting feature of the feasibility plots is that for typical repeat statistics exhibited by DNA data, the minimum coverage depth is characterized by a *critical phenomenon*: If the read length L is below $L_{\text{crit}} = \ell_{\text{interleaved}}$, reliable reconstruction of the DNA sequence is impossible no matter what the coverage depth is, but if the read length L is slightly above L_{crit} , then covering the sequence suffices, i.e. $\bar{c} = c/c_{\text{LW}} = 1$. The sharpness of the critical phenomenon is described by the size of the *critical window*, which refers to the range of L over which the transition from

one regime to the other occurs. For the case when the bridging condition of the interleaved repeat dominates, the width W of the window size can be well approximated as:

$$W \approx \frac{L_{\text{crit}}}{2r + 1}, \quad \text{where } r := \frac{\log \frac{G}{L_{\text{crit}}}}{\log \epsilon^{-1}}, \quad (1)$$

For the human ch19 dataset, the critical window size evaluates to about 19% of L_{crit} . For the case when the bridging condition of triple repeats dominate, we can also calculate the window size and moreover quantify the gap between the performance of MULTIBRIDGING and the lower bound inside this critical window.

Remark 1. An earlier work [13] has established the critical phenomenon for DNA with i.i.d. statistics asymptotically when $G \rightarrow \infty$, and showed that the greedy algorithm is asymptotically optimal. Our results show that even for finite DNA sequences with more complex repeat statistics, an approximate critical behavior persists, but a more sophisticated algorithm is needed.

1.3 A broader perspective

The notion of *optimal shotgun assembly* is not commonly discussed in the literature. One reason is that there is no universally agreed-upon metric of success. Another reason is that most of the optimization-based formulations of assembly have been shown to be NP-hard, including Shortest Common Superstring [3], [7], De Bruijn Superwalk [22], [12], and Minimum s-Walk on the string graph [14], [12]. Thus, it would seem that optimal assembly algorithms are out of the question from a computational perspective. What we show in this paper is that if the goal is complete reconstruction, then one can define a clear notion of optimality, and moreover there is a computationally efficient assembly algorithm (MULTIBRIDGING) that is near optimal for a wide range of DNA repeat statistics. So while the reconstruction problem may well be NP-hard, as pointed out by Nagarajan and Pop [17], typical instances of the problem seem easier than the worst-case. Indeed, the performance of MULTIBRIDGING described in this paper has runtimes that depends explicitly on the repeat statistics, and are efficient for typical statistics, as discussed in Section 5.

How realistic is the goal of complete reconstruction given current-day sequencing technologies? The minimum read lengths L_{crit} required for complete reconstruction on the datasets we examined are typically on the order of 500 – 3000 base pairs (bp). This is substantially longer than the reads produced by Illumina, the current dominant sequencing technology, which produces reads of lengths 100-200bp; however, other technologies produce longer reads. PacBio reads can be as long as several thousand base pairs, and as demonstrated by [8], the noise can be cleaned by Illumina reads to enable near-complete reconstruction. Thus our framework is already relevant to some of the current cutting edge technologies. To make our framework more relevant to short-read technologies such as Illumina, an important direction is to incorporate mate-pairs in the read model, which can help to bridge long repeats with short reads. Another extension is to incorporate non-uniform read coverage on the DNA. In particular, it is of interest to understand the impact of the correlation of read sampling location and the repeat regions. It is hoped that the framework and the results established in this paper provide a good foundation for pursuing these extensions.

1.4 Paper organization

The rest of the paper is outlined as follows. In Section 2 we discuss lower bounds, followed by Section 3 which analyzes algorithms in a progression towards optimality. Section 4 contains simulations. Section 5 discusses computational complexity, and derives analytical formulas for the critical window width and gap from optimality. Appendix A proves Lemma 13, giving sufficient

conditions for MULTIBRIDGING’s correct reconstruction. Finally, Appendix B includes feasibility plots for a dozen or so datasets, including those used in the recent GAGE evaluation.

2 Lower bounds

In this section we discuss lower bounds, due to coverage analysis and certain repeat patterns, on the required coverage depth and read length. The style of analysis here is continued in Section 3, in which we embark on our search for assembly algorithms that perform close to the lower bounds.

2.1 Coverage analysis

We start by presenting a lower bound on the coverage depth needed by *any* algorithm. Lander and Waterman’s coverage analysis [9] gives the well known condition for the number of reads N_{LW} required to cover the entire DNA sequence with probability at least $1 - \epsilon$. We may assume that the starting locations of the N reads are given according to a Poisson process with rate $\lambda = N/G$, and thus each spacing has an exponential(λ) distribution. A gap between two successive reads is equivalent to a spacing larger than L , an event with probability $e^{-\lambda L}$. The probability of coverage is equal to the probability of no gap between all $N - 1$ pairs of successive reads, i.e.

$$(1 - e^{-\lambda L})^{N-1}.$$

Solving for the smallest N such that this quantity is greater than $1 - \epsilon$ yields N_{LW} , which is to a very good approximation given by the solution to the equation

$$N_{\text{LW}} = \frac{G}{L} \log \frac{N_{\text{LW}}}{\epsilon}. \quad (2)$$

The corresponding coverage depth is $c_{\text{LW}} = N_{\text{LW}}L/G$. This is our baseline coverage depth against which to compare the coverage depth of various algorithms. For each algorithm, we will plot

$$\bar{c} := \frac{c}{c_{\text{LW}}} = \frac{N}{N_{\text{LW}}},$$

the coverage depth required by that algorithm normalized by c_{LW} . Note that \bar{c} is also the ratio of the number of reads N required by an algorithm to N_{LW} . The requirement $\bar{c} \geq 1$ corresponds to the lower bound on the number of reads obtained by Lander-Waterman coverage condition.

2.2 Ukkonen’s condition

Not only must there be enough reads, but the reads must have sufficient length. A lower bound on the read length L follows from Ukkonen’s condition [26]: if there are *interleaved repeats* or *triple repeats* in the sequence of length at least $L - 1$, then more than one sequence agrees with the reads and hence correct reconstruction is not possible (Fig. 3). (In order to rule out guessing between two options, we make the assumption that the desired probability of successful reconstruction $1 - \epsilon$ is greater than half.)

We take a moment to carefully define the various types of repeats. Let \mathbf{s}_t^ℓ denote the length- ℓ subsequence starting at position t . A *repeat* is a subsequence appearing twice, at some positions t_1, t_2 (so $\mathbf{s}_{t_1}^{t_1+\ell} = \mathbf{s}_{t_2}^{t_2+\ell}$) that is maximal (i.e. $s(t_1 - 1) \neq s(t_2 - 1)$ and $s(t_1 + \ell) \neq s(t_2 + \ell)$). Similarly, a *triple repeat* is a subsequence appearing three times, at positions t_1, t_2, t_3 , such that $\mathbf{s}_{t_1}^{t_1+\ell} = \mathbf{s}_{t_2}^{t_2+\ell} = \mathbf{s}_{t_3}^{t_3+\ell}$, and such that neither of $s(t_1 - 1) = s(t_2 - 1) = s(t_3 - 1)$ nor $s(t_1 + \ell) =$

$s(t_2 + \ell) = s(t_3 + \ell)$ holds. A *copy* is a single one of the instances of the subsequence's appearances. A *pair* of repeats refers to two repeats, each having two copies. A pair of repeats, one at positions t_1, t_3 with $t_1 < t_3$ and the second at positions t_2, t_4 with $t_2 < t_4$, is *interleaved* if $t_1 < t_2 < t_3 < t_4$ or $t_2 < t_1 < t_4 < t_3$. Ukkonen's condition implies a lower bound on the read length,

$$L > 1 + \max\{\ell_{\text{interleaved}}, \ell_{\text{triple}}\}.$$

Here $\ell_{\text{interleaved}}$ is the maximum length of the shorter of a pair of interleaved repeats and ℓ_{triple} is the length of the longest triple repeat.

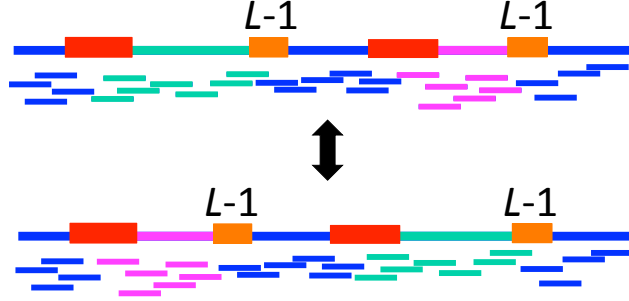


Figure 3: If there are interleaved repeats of length at least $L - 1$, then two possible sequences (the green and magenta segments swapped) are consistent with the same set of reads and thus reconstruction is impossible.

Ukkonen's condition provides a lower bound on the read length, but it can be generalized to provide a lower bound on the coverage depth as follows. We say that a subsequence \mathbf{s}_t^ℓ of length ℓ starting at position t is *bridged* if there is a read strictly containing the subsequence, i.e. extending by at least one base pair to either side, and *unbridged* otherwise (see Figure 4). One observes that in Ukkonen's interleaved or triple repeats, the actual length of the repeated subsequences is irrelevant; rather, to cause confusion it is enough that all the pertinent repeats are unbridged. The *generalized Ukkonen's condition*, then, is the absence of any unbridged interleaved repeats or unbridged triple repeats. This condition is necessary for reconstruction.

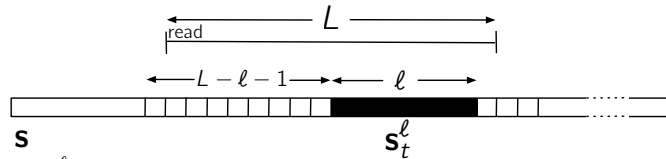


Figure 4: A subsequence \mathbf{s}_t^ℓ is bridged if and only if a read arrives in the preceding length $L - \ell - 1$ interval. The probability the subsequence is unbridged is thus approximately $e^{-(N/G)(L-\ell-1)}$.

Theorem 2. *Given a DNA sequence \mathbf{s} and a set of reads, if there is an unbridged pair of interleaved repeats or an unbridged triple repeat, then there is another sequence \mathbf{s}' of the same length which is consistent with the set of reads.*

Given the repeat statistics of the DNA sequence to be reconstructed, Theorem 2 allows us to derive a necessary condition on N and L to meet a target probability of successful reconstruction $1 - \epsilon$. We focus here on the condition that there are no unbridged interleaved repeats, with the analogous derivation for triple repeats relegated to subsection A.2 in the appendix. Recall that a pair of repeats, one at positions t_1, t_3 with $t_1 < t_3$ and the second at positions t_2, t_4 with $t_2 < t_4$, is

interleaved if $t_1 < t_2 < t_3 < t_4$ or $t_2 < t_1 < t_4 < t_3$. From the DNA we may extract a (symmetric) matrix of interleaved repeat statistics,

$$b_{mn} = \# \text{ pairs of interleaved repeats of lengths } m \text{ and } n.$$

We proceed by fixing both N and L and checking whether or not unbridged interleaved repeats occur with probability higher than ϵ . We will break up repeats into 2 categories: repeats of length at least $L - 1$ (these are always unbridged), and repeats of length less than $L - 1$ (these are sometimes unbridged). We assume that $L > \ell_{\text{interleaved}} + 1$, or equivalently $b_{ij} = 0$ for all $i, j \geq L - 1$, since otherwise there are (with certainty) unbridged interleaved repeats and Ukkonen's condition is violated.

First, we estimate probability of error due to interleaved repeats of lengths $i < L - 1$ and $j \geq L - 1$. As noted before, the repeat of length j is too long to be bridged, so an error occurs if repeat i is unbridged. The probability that a subsequence of length ℓ is unbridged is approximately $e^{-\lambda(L-\ell-1)}$, equal to the probability of no Poisson arrivals in the interval of size $L - \ell - 1$ before the subsequence (c.f. Figure 4). For a repeat, as long as the two copies' locations are not too nearby², each copy is bridged independently and hence the probability that both copies are unbridged is $e^{-2\lambda(L-\ell-1)}$. (Recall that a repeat is unbridged if *both* copies are unbridged.)

A union bound estimate³ gives a probability of error

$$P_{\text{error}} \approx \sum_{\substack{m < L-1 \\ n \geq L-1}} b_{mn} e^{-2\lambda(L-m-1)}. \quad (3)$$

Requiring the error probability to be less than ϵ and solving for L gives the necessary condition

$$L \geq \frac{1}{2\lambda} \log \frac{\gamma_1}{\epsilon} = \frac{G}{2N} \log \frac{\gamma_1}{\epsilon}, \quad (4)$$

where $\gamma_1 := \sum_{\substack{m < L-1 \\ n \geq L-1}} b_{mn} e^{2(N/G)(m+1)}$ is a simple function of the interleaved repeat statistic b_{mn} .

We now estimate the probability of error due to interleaved repeat pairs in which both repeats are shorter than $L - 1$. In this case only one repeat of each interleaved repeat pair must be bridged. Again a union bound estimate gives

$$P_{\text{error}} \approx \sum_{m, n < L-1} b_{mn} e^{-2\lambda(L-m-1)} e^{-2\lambda(L-n-1)}.$$

Requiring the error probability to be less than ϵ gives the necessary condition

$$L \geq \frac{1}{4\lambda} \log \frac{\gamma_2}{\epsilon} = \frac{G}{4N} \log \frac{\gamma_2}{\epsilon}, \quad (5)$$

where $\gamma_2 := \sum_{m, n < L-1} b_{mn} e^{2(N/G)(m+n+2)}$ and similarly to γ_1 is computed from b_{mn} .

As discussed in this section, if the DNA sequence is not covered by the reads or there are unbridged interleaved or triple repeats, then reconstruction is not possible. But there is another situation which must be ruled out. Without knowing its length a priori, it is impossible to know how many copies of the DNA sequence are actually present: if the sequence \mathbf{s} to be assembled consists

²More precisely, for the two copies of a repeat of length ℓ to be bridged independently requires that no single read can bridge them both. This means their locations t and $t + d$ must have separation $d \geq L - \ell - 2$.

³The union bound on probabilities gives an *upper bound*, so its use here is only an approximation. To get a rigorous lower bound we can use the inclusion-exclusion principle, but the difference in the two computations is negligible for the data we observed. For ease of exposition we opt to present the simpler union bound estimate.

of multiple concatenated copies of a shorter sequence, rather than just one copy, the probability of observing any set of reads will be the same. Since it is unlikely that a true DNA sequence will consist of the same sequence repeated multiple times, we assume this is not the case throughout the paper without further mention. Equivalently, if \mathbf{s} does consist of multiple concatenated copies of a shorter sequence, we are content to reconstruct a single copy. If available, knowledge of the approximate length of \mathbf{s} would then allow to reconstruct.

The necessary conditions (2), (4), and (5) can be applied to lower bound the coverage depth NL/G for any DNA sequence. We next turn to evaluating the performance of assembly algorithms, starting with the greedy algorithm.

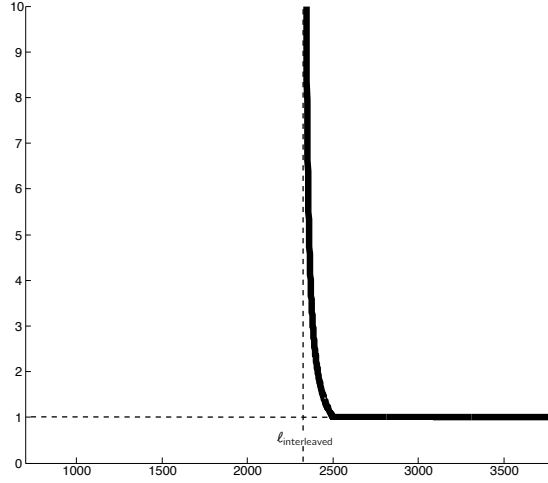


Figure 5: Lower bounds for human ch22: requiring coverage of the sequence implies $\bar{c} \geq 1$, and the generalized Ukkonen’s condition imposes L be to the right of thick vertical line.

3 Towards an optimal assembly algorithm

We now begin our search for algorithms performing close to the lower bounds derived in the previous section. Algorithm assessment begins with obtaining deterministic sufficient conditions for success in terms of the positions of reads relative to repeats in the sequence. We then find the necessary N and L in order to satisfy these sufficient conditions with a target probability. The required coverage depth for each algorithm depends only on certain repeat statistics extracted from DNA data, which may be thought of as a *sufficient statistic*.

3.1 Greedy algorithm

The greedy algorithm was used by several of the most widely used genome assemblers for Sanger data, such as phrap, TIGR Assembler [25], and CAP3 [5]. SSAKE [27] is a more recent assembler that uses the greedy algorithm on high-throughput shotgun sequencing with short read data. The greedy algorithm’s underlying data structure is the overlap graph, where each node represents a read and each (directed) edge (\mathbf{x}, \mathbf{y}) is labeled with the overlap $\text{ov}(\mathbf{x}, \mathbf{y})$ between the incident nodes’ reads. The overlap of two reads $\text{ov}(\mathbf{x}, \mathbf{y})$ is defined to be the length of the longest prefix of \mathbf{y} equal to a suffix of \mathbf{x} . For a node \mathbf{v} , the in-degree $d_{\text{in}}(\mathbf{v}) = |\{\mathbf{u} : (\mathbf{u}, \mathbf{v}) \text{ is an edge}\}|$ is the number of edges in the graph directed towards \mathbf{v} and the out-degree $d_{\text{out}}(\mathbf{v}) = |\{\mathbf{u} : (\mathbf{v}, \mathbf{u}) \text{ is an edge}\}|$ is the number of edges directed away from \mathbf{v} . The algorithm is described as follows.

Algorithm 1 GREEDY. Input: reads \mathcal{R} . Output: sequence \hat{s} .

1. For each read with sequence \mathbf{x} , form a node with label \mathbf{x} .

Greedy steps 2-3:

2. Consider all pairs of nodes $\mathbf{x}_1, \mathbf{x}_2$ in \mathbb{G} satisfying $d_{\text{out}}(\mathbf{x}_1) = d_{\text{in}}(\mathbf{x}_2) = 0$, and add an edge $(\mathbf{x}_1, \mathbf{x}_2)$ with largest value $\text{ov}(\mathbf{x}_1, \mathbf{x}_2)$.

3. Repeat Step 2 until no candidate pair of nodes remains.

Finishing step:

4. Output the sequence corresponding to the unique cycle in \mathbb{G} .

Theorem 3. *Given a sequence \mathbf{s} and a set of reads, GREEDY returns \mathbf{s} if every repeat is bridged.*

Proof. We prove the contrapositive. Suppose GREEDY makes its first error in merging reads \mathbf{r}_i and \mathbf{r}_j with overlap $\text{ov}(\mathbf{r}_i, \mathbf{r}_j) = \ell$. Now, if \mathbf{r}_j is the successor to \mathbf{r}_i , then the error is due to incorrectly aligning the reads; the other case is that \mathbf{r}_j is not the successor of \mathbf{r}_i . In the first case, the subsequence $\mathbf{s}_{t_j}^\ell$ is repeated at location $\mathbf{s}_{t_i+L-\ell}^\ell$, and no read bridges either repeat copy.

In the second case, there is a repeat $\mathbf{s}_{t_j}^\ell = \mathbf{s}_{t_i+L-\ell}^\ell$. If $\mathbf{s}_{t_i+L-\ell}^\ell$ is bridged by some read \mathbf{r}_k , then \mathbf{r}_i has overlap at least $\ell + 1$ with \mathbf{r}_k , implying that read \mathbf{r}_i has already found its successor before step ℓ (either \mathbf{r}_k or some other read with even higher overlap). A similar argument shows that $\mathbf{s}_{t_j}^\ell$ cannot be bridged, hence there is an unbridged repeat. \square

Theorem 3 allows us to determine the coverage depth required by GREEDY: we must ensure that all repeats are bridged. A calculation similar to the one for bridging interleaved repeats (3) gives

$$P_{\text{error}} \approx \sum_m a_m e^{-2\lambda(L-m-1)}, \quad (6)$$

where a_m is the number of repeats of length m . Requiring $P_{\text{error}} \leq \epsilon$ and solving for L gives

$$L \geq \frac{1}{2\lambda} \log \frac{\gamma}{\epsilon} = \frac{G}{2N} \log \frac{\gamma}{\epsilon}, \quad (7)$$

where $\gamma := \sum_m a_m e^{2(N/G)(m+1)}$.

The performance obtained by the greedy algorithm is plotted in Fig. 6, and nearly matches the lower bound. Chromosome 22 is special, however, in that ℓ_{repeat} (which determines the performance of GREEDY) is not much larger than $\ell_{\text{interleaved}}$ which forms the lower bound.

Chromosome 19 has a large difference between $\ell_{\text{interleaved}} = 2248$ and $\ell_{\text{repeat}} = 4092$, and in Fig 7 we see a correspondingly large gap. GREEDY is evidently sub-optimal in handling interleaved repeats. Nevertheless, once the read length is slightly longer than ℓ_{repeat} , for Chromosome 19 GREEDY requires only $\bar{c} \geq 1$, i.e. as soon as the reads are longer than ℓ_{repeat} , coverage of the sequence is sufficient for GREEDY's successful reconstruction.

3.2 K -mer algorithms

The greedy algorithm requires a read length much longer than called for by Ukkonen's condition: it fails when there are unbridged repeats, even if there are no unbridged *interleaved* repeats. As mentioned in the introduction, Ukkonen's condition was originally introduced in the context of SBH, where one observes all length L subsequences. (The set of all length L subsequences is known as the L -spectrum and denoted by \mathcal{S}_L .) Since our lower bound generalizes Ukkonen's condition to shotgun sequencing, it makes sense to likewise turn to SBH for an assembly algorithm.

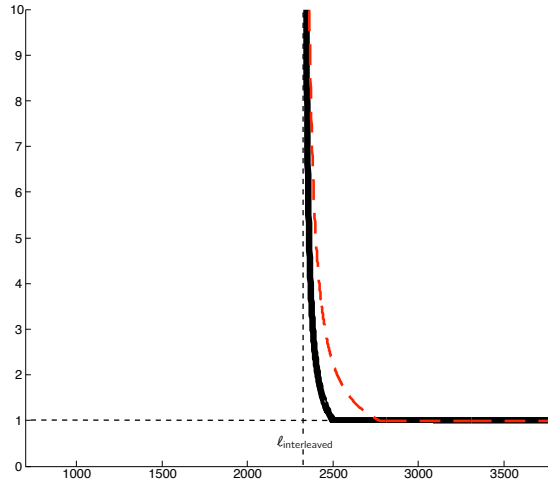


Figure 6: Greedy performance (in red) for Human chromosome 22.

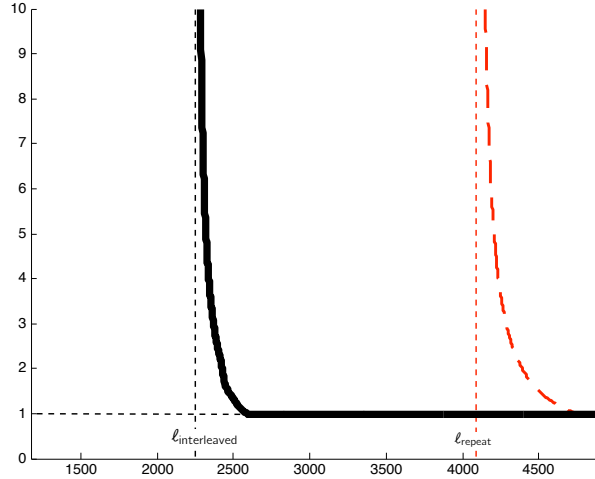


Figure 7: Greedy performance (in red) for Human chromosome 19.

3.2.1 Sequencing by Hybridization

For the SBH model, where the set of reads is the L -spectrum \mathcal{S}_L , an optimal reconstruction algorithm was discovered by Pevzner [21]. Here optimality means it matches Ukkonen's necessary condition: if there are no interleaved or triple repeats of length at least $L - 1$, then reconstruction is possible. Pevzner's algorithm is based on finding an appropriate cycle in a K -mer graph (also known as a de Bruijn graph) with $K = L - 1$ (see e.g. [1] for an overview). A K -mer graph is formed from a sequence \mathbf{s} by first adding a node to the graph for each unique K -mer (length K subsequence) found in the set of reads, and then adding an edge between any two nodes representing adjacent K -mers (two K -mers in a read are said to be *adjacent* if they overlap by $K - 1$ nucleotides). Each edge is included only once, independent of how many reads designate its inclusion. Edges thus correspond to $(K + 1)$ -mers in \mathbf{s} and paths correspond to longer subsequences obtained by merging the labels of the constituent nodes with offset one at each step. There exists a cycle corresponding to the original sequence \mathbf{s} , as shown in the following lemma, and reconstruction entails finding this cycle.

Lemma 4. *Fix an arbitrary K and form the K -mer graph from the $(K + 1)$ -spectrum \mathcal{S}_{K+1} . The sequence \mathbf{s} corresponds to a unique cycle $\mathcal{C}(\mathbf{s})$ traversing each edge at least once.*

To prove the lemma, note that all $(K + 1)$ -mers in \mathbf{s} correspond to edges and adjacent $(K + 1)$ -mers in \mathbf{s} are represented by adjacent edges. An induction argument shows that \mathbf{s} corresponds to a cycle. The cycle traverses all the edges, since each edge represents a unique $(K + 1)$ -mer in \mathbf{s} .

In both SBH and shotgun sequencing the number of times each edge e is traversed by $\mathcal{C}(\mathbf{s})$ (henceforth called the *multiplicity* of e) is unknown a priori, and finding this number is part of the reconstruction task. Repeated $(K + 1)$ -mers in \mathbf{s} correspond to edges in the K -mer graph traversed more than once by $\mathcal{C}(\mathbf{s})$, i.e. having multiplicity greater than one. In order to estimate the multiplicity, previous works seek a solution to the so-called Chinese Postman Problem (CPP), in which the goal is to find a cycle of the shortest total length traversing every edge in the graph (see e.g. [20], [6], [22], [11]). It is not obvious under what conditions the CPP solution *correctly* assigns multiplicities in agreement with $\mathcal{C}(\mathbf{s})$. For our purposes, as we will see in Theorem 9, the multiplicity estimation problem can be sidestepped (thereby avoiding the CPP formulation) through a certain modification to the K -mer graph.

Ignoring the issue of edge multiplicities for a moment, Pevzner [21] showed for the SBH model that if the edge multiplicities are known with multiple copies of each edge included according to the multiplicities, and moreover Ukkonen’s condition is satisfied, then there is a *unique Eulerian cycle* in the K -mer graph and the Eulerian cycle corresponds to the original sequence. (An Eulerian cycle is a cycle traversing each edge exactly once.) Pevzner’s algorithm is thus to find an Eulerian cycle and read off the corresponding sequence. Both steps can be done efficiently.

Lemma 5 (Pevzner [21]). *In the SBH setting, if the edge multiplicities are known, then there is a unique Eulerian cycle in the K -mer graph with $K = L - 1$ if and only if there are no unbridged interleaved repeats or unbridged triple repeats.*

Most practical algorithms (e.g. [6], [10], [29]) condense unambiguous paths (called unitigs by Myers [15] in a slightly different setting) for computational efficiency. The more significant benefit for us, as shown in Theorem 9, is that if Ukkonen’s condition is satisfied then condensing the graph obviates the need to estimate multiplicities. Condensing a K -mer graph results in a graph of the following type.

Definition 6 (Sequence graph). A *sequence graph* is a graph in which each node is labeled with a subsequence, and edges (\mathbf{u}, \mathbf{v}) are labeled with an *overlap* $a_{\mathbf{uv}}$ such the subsequences \mathbf{u} and \mathbf{v} overlap by $a_{\mathbf{uv}}$ (the overlap is not necessarily maximal). In other words, an edge label $a_{\mathbf{uv}}$ between nodes \mathbf{u} and \mathbf{v} indicates that the $a_{\mathbf{uv}}$ -length suffix of \mathbf{u} is identical to the $a_{\mathbf{uv}}$ -length prefix of \mathbf{v} .

The sequence graph generalizes both the overlap graph used by GREEDY in Section 3.1 (nodes correspond to reads, and edge overlaps are *maximal* overlaps) as well as the K -mer algorithms discussed in this section (nodes correspond to K -mers, and edge overlaps are $K - 1$).

We will perform two basic operations on the sequence graph. For an edge $e = (\mathbf{u}, \mathbf{v})$ with overlap $a_{\mathbf{uv}}$, *merging* \mathbf{u} and \mathbf{v} along e produces the concatenation $\mathbf{u}_1^{\text{end}}\mathbf{v}_{a_{\mathbf{uv}}+1}^{\text{end}}$. *Contracting* an edge $e = (\mathbf{u}, \mathbf{v})$ entails two steps (c.f. Fig. 8): first, merging \mathbf{u} and \mathbf{v} along e to form a new node $\mathbf{w} = \mathbf{u}_1^{\text{end}}\mathbf{v}_{a_{\mathbf{uv}}+1}^{\text{end}}$, and, second, edges to \mathbf{u} are replaced with edges to \mathbf{w} , and edges from \mathbf{v} are replaced by edges from \mathbf{w} . We will only contract edges (\mathbf{u}, \mathbf{v}) with $d_{\text{out}}(\mathbf{u}) = d_{\text{in}}(\mathbf{v}) = 1$.

We now define what it means to condense a graph.

Definition 7 (Condensed sequence graph). The *condensed sequence graph* replaces unambiguous paths by single nodes. Concretely, any edge $e = (u, v)$ with $d_{\text{out}}(u) = d_{\text{in}}(v) = 1$ is contracted, and this is repeated until no candidate edges remain, yielding the *condensed sequence graph*.

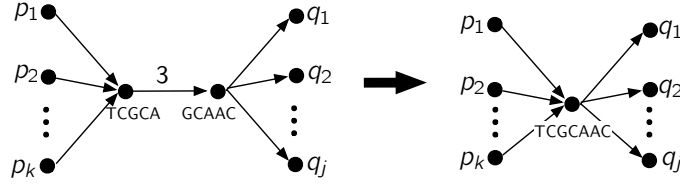


Figure 8: Contracting an edge by merging the incident nodes as described immediately before Defn. 7. Repeating this operation results in the condensed graph.

For a path $\mathcal{P} = \mathbf{v}_1, \mathbf{v}_2, \dots, \mathbf{v}_q$ in the original graph, the corresponding path in the condensed graph is obtained by contracting an edge $(\mathbf{v}_i, \mathbf{v}_{i+1})$ whenever it is contracted in the graph, replacing the node \mathbf{v}_1 by \mathbf{w} whenever an edge $(\mathbf{u}, \mathbf{v}_1)$ is contracted to form \mathbf{w} , and similarly for the final node \mathbf{v}_q . It is impossible for an intermediate node \mathbf{v}_i , $2 \leq i < q$, to be merged with a node outside of \mathcal{P} , as this would violate the condition $d_{\text{out}}(u) = d_{\text{in}}(v) = 1$ for edge contraction in Defn. 7.

In the condensed sequence graph \mathbb{G} obtained from a sequence \mathbf{s} , nodes correspond to subsequences via their labels, and paths in \mathbb{G} correspond to subsequences in \mathbf{s} via merging the constituent nodes along the path. If the subsequence corresponding to a node \mathbf{v} appears twice or more in \mathbf{s} , we say that \mathbf{v} corresponds to a repeat. Conversely, subsequences of length $\ell \geq K$ in \mathbf{s} correspond to paths \mathcal{P} of length $\ell - K + 1$ in the K -mer graph, and thus by the previous paragraph also to paths in the condensed graph \mathbb{G} .

We record a few simple facts about the condensed sequence graph obtained from a K -mer graph.

Lemma 8. *Let \mathbb{G}_0 be the K -mer graph constructed from the $(K+1)$ -spectrum of \mathbf{s} and let $\mathcal{C}_0 = \mathcal{C}_0(\mathbf{s})$ be the cycle corresponding to \mathbf{s} . In the condensed graph \mathbb{G} , let \mathcal{C} be the cycle obtained from \mathcal{C}_0 by contracting the same edges as those contracted in \mathbb{G}_0 .*

1. *Edges in \mathbb{G}_0 can be contracted in any order, resulting in the same graph \mathbb{G} , so the condensed graph is well-defined. Similarly \mathcal{C} is well-defined.*
2. *The cycle \mathcal{C} in \mathbb{G} corresponds to \mathbf{s} and is the unique such cycle.*
3. *The cycle \mathcal{C} in \mathbb{G} traverses each edge at least once.*

The condensed graph has the useful property that if the original sequence was reconstructible, then there is an Eulerian cycle corresponding to the sequence:

Theorem 9. *Let \mathcal{S}_{K+1} be the $(K+1)$ -spectrum of \mathbf{s} and \mathbb{G}_0 be the K -mer graph constructed from \mathcal{S}_{K+1} , and let \mathbb{G} be the condensed sequence graph obtained from \mathbb{G}_0 . If Ukkonen's condition is satisfied, i.e. there are no triple repeats or interleaved repeats of length at least K , then there is a unique Eulerian cycle \mathcal{C} in \mathbb{G} and \mathcal{C} corresponds to \mathbf{s} .*

Proof. We will show that if Ukkonen's condition is satisfied, the cycle $\mathcal{C} = \mathcal{C}(\mathbf{s})$ in \mathbb{G} corresponding to \mathbf{s} (constructed in Lemma 8) traverses each edge exactly once in the condensed K -mer graph, i.e. \mathcal{C} is Eulerian. Pevzner's [21] arguments show that if there are multiple Eulerian cycles then Ukkonen's condition is violated, so it is sufficient to prove that \mathcal{C} is Eulerian. As noted in Lemma 8, \mathcal{C} traverses each edge at least once, and thus it remains only to show that \mathcal{C} traverses each edge *at most* once.

To begin, let \mathcal{C}_0 be the cycle corresponding to \mathbf{s} in the original K -mer graph \mathbb{G}_0 . We argue that every edge (\mathbf{u}, \mathbf{v}) traversed twice by \mathcal{C}_0 in the K -mer graph \mathbb{G}_0 has been contracted in the condensed graph \mathbb{G} and hence in \mathcal{C} . Note that the cycle \mathcal{C}_0 does not traverse any node three times

in \mathbb{G}_0 , for this would imply the existence of a triple repeat of length K , violating the hypothesis of the Lemma. It follows that the node \mathbf{u} cannot have two outgoing edges in \mathbb{G}_0 as \mathbf{u} would then be traversed three times; similarly, \mathbf{v} cannot have two incoming edges. Thus $d_{\text{out}}(\mathbf{u}) = d_{\text{in}}(\mathbf{v}) = 1$ and, as prescribed in Defn. 7, the edge (\mathbf{u}, \mathbf{v}) has been contracted. \square

Theorem 9 characterizes, deterministically, the values of K for which reconstruction from the $(K+1)$ -spectrum is possible. We proceed with application of the K -mer graph approach to shotgun sequencing data.

3.2.2 Basic K -mer algorithm

Starting with Idury and Waterman [6], and then Pevzner et al.'s [22] EULER algorithm, most current assembly algorithms for shotgun sequencing are based on the K -mer graph. Idury and Waterman [6] made the key observation that SBH with subsequences of length $K+1$ can be *emulated* by shotgun sequencing if each read overlaps the subsequent read by K : the set of all $(K+1)$ -mers within the reads is equal to the set of all $(K+1)$ -mers in the sequence \mathbf{s} , i.e. the $(K+1)$ -spectrum \mathcal{S}_{K+1} . Ignoring the reads gives rise to the algorithm DEBRUIJN described next, and algorithms using the reads to a greater extent are discussed in the next subsection.

Algorithm 2 DEBRUIJN. Input: reads \mathcal{R} , parameter K . Output: sequence $\hat{\mathbf{s}}$.

K-mer steps 1-3:

1. For each subsequence \mathbf{x} of length K in a read, add a node to the graph \mathbb{G} with label \mathbf{x} .
 2. For each read, add edges between nodes representing adjacent K -mers in the read.
 3. Condense the graph as described in Definition 7.
 4. *Finishing step:* Find an Eulerian cycle in \mathbb{G} and return the corresponding sequence.
-

The parameter K determines the *granularity* of the K -mer graph: repeats of length $K-1$ do not appear in the graph. Conditions (a) and (b) of Lemma 10 below ensure that K is large enough that neither interleaved nor triple repeats cause the graph to be tangled. At the same time, increasing K requires more reads as they must overlap by K : otherwise the K -mer graph is not connected. Condition (c) guarantees that the graph is connected.

As discussed below, the choice $K = 1 + \max\{\ell_{\text{triple}}, \ell_{\text{interleaved}}\}$ is optimal for DEBRUIJN, so the parameter K could be removed from the statement of Lemma 10. We keep K explicit for two reasons. First, algorithm DEBRUIJN does not actually require *a priori* knowledge of the repeat lengths and thus in a hypothetical practical use of the algorithm K would typically be larger than the optimum. Second, the sufficient conditions in Lemma 10 are organized in order to facilitate comparison with the improved K -mer algorithms in the next subsection.

Lemma 10. *Fix a sequence \mathbf{s} . Then DEBRUIJN with parameter choice K successfully returns the sequence \mathbf{s} if the reads satisfy the following assumptions:*

- (a) *interleaved repeats: no interleaved repeats of length at least K , i.e. $K > \ell_{\text{interleaved}}$*
- (b) *triple repeats: no triple repeats of length at least K , i.e. $K > \ell_{\text{triple}}$*
- (c) *coverage depth: every read overlaps its successor by at least K .*

Proof. By assumption (c) all $(K+1)$ -mers in \mathbf{s} are contained in reads, so the K -mer graph constructed by DEBRUIJN is the same as from the $(K+1)$ -spectrum \mathcal{S}_{K+1} . Now conditions (a) and (b) state that \mathbf{s} has no triple or interleaved repeats of length $\geq K$, so the hypotheses of Theorem 9 are met and there is a unique Eulerian cycle found by DEBRUIJN. \square

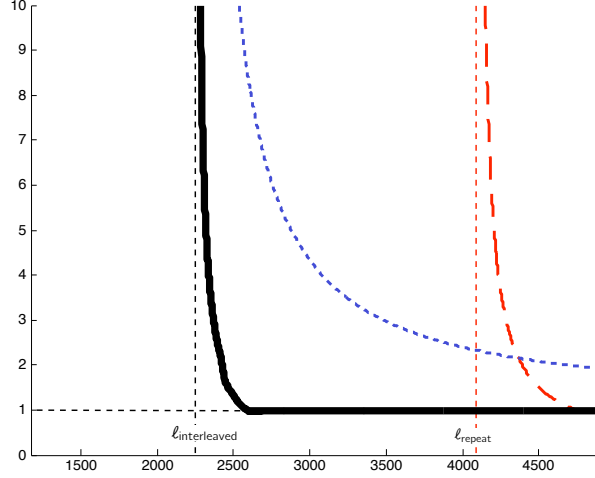


Figure 9: Performance of DEBRUIJN (in blue) on Chrom19.

Lander and Waterman’s coverage analysis [9] applies also to Condition (c) of Lemma 10. The coverage depth required in order that each read overlap the subsequent read by K base pairs is approximately given by solving for $N_{K\text{-cov}}$ in the equation

$$N_{K\text{-cov}} = \frac{G}{L - K} \log \frac{N_{K\text{-cov}}}{\epsilon}.$$

Comparing to our baseline N_{LW} , we have

$$\frac{N_{K\text{-cov}}}{N_{\text{LW}}} = \frac{1}{1 - \frac{K}{L}} \cdot \frac{\log N_{K\text{-cov}} - \log \epsilon}{\log N_{\text{LW}} - \log \epsilon} \approx \frac{1}{1 - \frac{K}{L}}. \quad (8)$$

Since decreasing K reduces the coverage depth required, Lemma 10 identifies the optimal choice of K to be $K = 1 + \max\{\ell_{\text{triple}}, \ell_{\text{interleaved}}\}$. Plugging this value into (8), we have

$$\frac{N}{N_{\text{LW}}} \gtrsim \frac{1}{1 - \frac{1 + \max\{\ell_{\text{triple}}, \ell_{\text{interleaved}}\}}{L}}. \quad (9)$$

The performance of DEBRUIJN is plotted in Fig. 9. DEBRUIJN significantly improves on GREEDY by obtaining the correct first order performance: given sufficiently many reads, the read length L may be decreased to $1 + \max\{\ell_{\text{triple}}, \ell_{\text{interleaved}}\}$. Still, the number of reads required to approach this critical length is large and remains far from the lower bound. In order to reduce the number of reads required while staying within the K -mer graph framework, K must be reduced. We pursue this in the following subsection.

3.3 Improved K -mer algorithms

Algorithm DEBRUIJN ignores a lot of information contained in the reads, and indeed all of the K -mer based algorithms proposed by the sequencing community (including [6], [22], [24], [4], [10], [29]) use the read information to a greater extent than the naive DEBRUIJN algorithm. Better use of the read information, as described below in algorithms SIMPLEBRIDGING and MULTIBRIDGING, will allow to relax the condition $K > \max\{\ell_{\text{interleaved}}, \ell_{\text{triple}}\}$ for success of DEBRUIJN, which in turn reduces the high coverage depth required by Condition (c).

Existing algorithms use read information in a variety of distinct ways to resolve repeats. For instance, Pevzner et al. [22] observe that for graphs where each edge has multiplicity one, if one copy of a repeat is bridged, the repeat can be resolved through what they call a “detachment”. The algorithm SIMPLEBRIDGING described here is very similar, and resolves repeats with two copies if at least one copy is bridged. Meanwhile, other algorithms are better suited to higher edge multiplicities due to higher order repeats; IDBA (Iterative DeBruijn Assembler) [19] creates a series of K -mer graphs, each with larger K , and at each step uses not just the reads to identify adjacent K -mers, but also all the unbridged paths in the K -mer graph with smaller K . Although it is not stated explicitly in their paper, we make the observation here that if all copies of every repeat are bridged, then this is sufficient to ensure reconstruction.

It is suboptimal to require that *all copies* of every repeat up to the maximal K be bridged. We introduce MULTIBRIDGING, which combines these ideas to simultaneously allow for single-bridged double repeats, triple repeats in which all copies are bridged, and unbridged non-interleaved repeats.

3.3.1 Resolving 2-repeats: SIMPLEBRIDGING

SIMPLEBRIDGING improves on DEBRUIJN by resolving bridged 2-repeats (i.e. a repeat with exactly two copies in which at least one copy is bridged by a read). Condition (a) $K > \ell_{\text{interleaved}}$ for success of DEBRUIJN (ensuring that no interleaved repeats appear in the initial K -mer graph) is updated to require only no *unbridged* interleaved repeats, which matches the lower bound. With this change, Condition (b) $K > \ell_{\text{triple}}$ forms the bottleneck for typical DNA sequences. Thus SIMPLEBRIDGING is optimal with respect to interleaved repeats, but it is suboptimal with respect to triple repeats.

SIMPLEBRIDGING deals with repeats by performing surgery on certain nodes in the sequence graph. In the sequence graph, a repeat corresponds to a node we call an *X-node*, a node with in-degree and out-degree each at least two (Fig. 10). A self-loop (e.g. Fig. 14b) contributes one each to the in-degree and out-degree. The cycle $\mathcal{C}(\mathbf{s})$ traverses each X-node at least twice, so X-nodes correspond to repeats in \mathbf{s} . The converse is false: not all repeats correspond to X-nodes. We call an X-node which is traversed exactly twice a 2-X-node; these nodes have in-degree and out-degree 2 and correspond to 2-repeats. An X-node is said to be bridged if the corresponding repeat in \mathbf{s} is bridged.

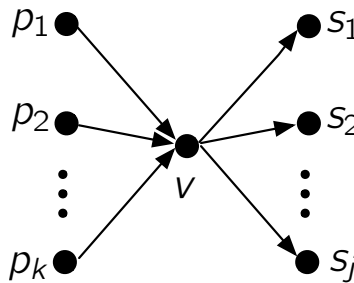


Figure 10: An X-node in a condensed sequence graph is a junction centered at a node v with $d_{\text{out}}(v) \geq 2$ and $d_{\text{in}}(v) \geq 2$. A self-loop (e.g. Fig. 14b) contributes one each to the in-degree and out-degree.

In the *bridging step* of SIMPLEBRIDGING (illustrated in Fig. 11), bridged 2-X-nodes are duplicated in the graph and incoming and outgoing edges are inferred using the bridging read, reducing possible ambiguity. Since bridging reads extend one base to either end of a repeat, it will be convenient to use the following notation for extending sequences: Given an X-node \mathbf{v} with an incoming

edge (\mathbf{p}, \mathbf{v}) and an outgoing edge (\mathbf{v}, \mathbf{q}) , let

$$\mathbf{v} \rightarrow \mathbf{q} = \mathbf{v}_1^{\text{end}} \mathbf{q}_{a_{\mathbf{v}\mathbf{q}}+1}^{\text{end}}, \quad \text{and} \quad \mathbf{p} \rightarrow \mathbf{v} = \mathbf{p}_{\text{end}-a_{\mathbf{p}\mathbf{v}}}^{\text{end}} \mathbf{v}_1^{\text{end}}. \quad (10)$$

Here $\mathbf{v} \rightarrow \mathbf{q}$ denotes the subsequence \mathbf{v} appended with the single next base in the merging of \mathbf{v} and \mathbf{q} and $\mathbf{p} \rightarrow \mathbf{v}$ the subsequence \mathbf{v} prepended with the single previous base in the merging of \mathbf{p} and \mathbf{v} . For example, if $\mathbf{v} = \text{ATTC}$, $\mathbf{p} = \text{TCAT}$, $a_{\mathbf{p}\mathbf{v}} = 2$, $\mathbf{q} = \text{TTCGCC}$, and $a_{\mathbf{v}\mathbf{q}} = 3$, then $\mathbf{v} \rightarrow \mathbf{q} = \text{ATTCG}$, $\mathbf{p} \rightarrow \mathbf{v} = \text{CATTC}$, and $\mathbf{p} \rightarrow \mathbf{v} \rightarrow \mathbf{q} = \text{CATTCG}$. The idea is that a bridging read is consistent with only one pair $\mathbf{p} \rightarrow \mathbf{v}$ and $\mathbf{v} \rightarrow \mathbf{q}$ and thus allows to match up edge (\mathbf{p}, \mathbf{v}) with (\mathbf{v}, \mathbf{q}) .

Lemma 11. *Suppose \mathcal{C} corresponds to a sequence \mathbf{s} in a condensed sequence graph \mathbb{G} . If a read \mathbf{r} bridges an X-node \mathbf{v} , then there are unique edges (\mathbf{p}, \mathbf{v}) and (\mathbf{v}, \mathbf{q}) such that $\mathbf{p} \rightarrow \mathbf{v}$ and $\mathbf{v} \rightarrow \mathbf{q}$ are adjacent in \mathbf{r} .*

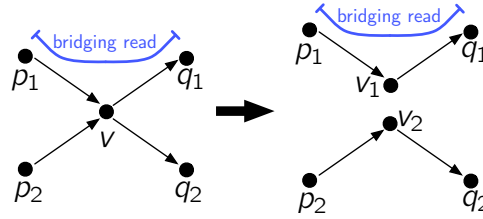


Figure 11: When a read bridges a repeat with two copies, the 2-X-node corresponding to the repeat is duplicated and potential ambiguity is reduced.

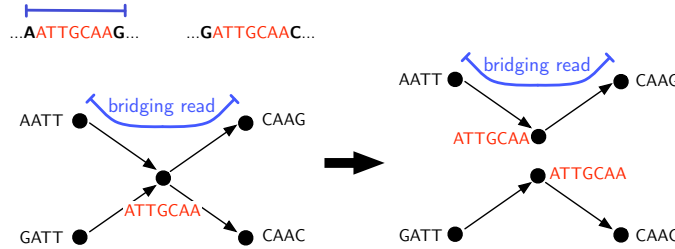


Figure 12: An example of the bridging step in SIMPLEBRIDGING.

Algorithm 3 SIMPLEBRIDGING. Input: reads \mathcal{R} , parameter K . Output: sequence $\hat{\mathbf{s}}$.

K-mer steps 1-3:

1. For each subsequence \mathbf{x} of length K in a read, form a node with label \mathbf{x} .
 2. For each read, add edges between nodes representing adjacent K -mers in the read.
 3. Condense the graph as described in Definition 7.
 4. *Bridging step:* See Fig. 11. While there exists an X-node \mathbf{v} with $d_{\text{in}}(\mathbf{v}) = d_{\text{out}}(\mathbf{v}) = 2$ bridged by some read \mathbf{r} : (i) Remove \mathbf{v} and edges incident to it. Add duplicate nodes $\mathbf{v}_1, \mathbf{v}_2$. (ii) Choose the unique \mathbf{p}_i and \mathbf{q}_j such that $\mathbf{p}_i \rightarrow \mathbf{v}$ and $\mathbf{v} \rightarrow \mathbf{q}_j$ are adjacent in \mathbf{r} , and add edges $(\mathbf{p}_i, \mathbf{v}_1)$ and $(\mathbf{v}_1, \mathbf{q}_j)$. Choose the unused \mathbf{p}_i and \mathbf{q}_j , and add edges $(\mathbf{p}_i, \mathbf{v}_2)$ and $(\mathbf{v}_2, \mathbf{q}_j)$. (iii) Condense the graph.
 5. *Finishing step:* Find an Eulerian cycle in the graph and return the corresponding sequence.
-

Lemma 12. *Fix a sequence \mathbf{s} . The algorithm SIMPLEBRIDGING with parameter choice K correctly reconstructs \mathbf{s} if the reads satisfy the following assumptions:*

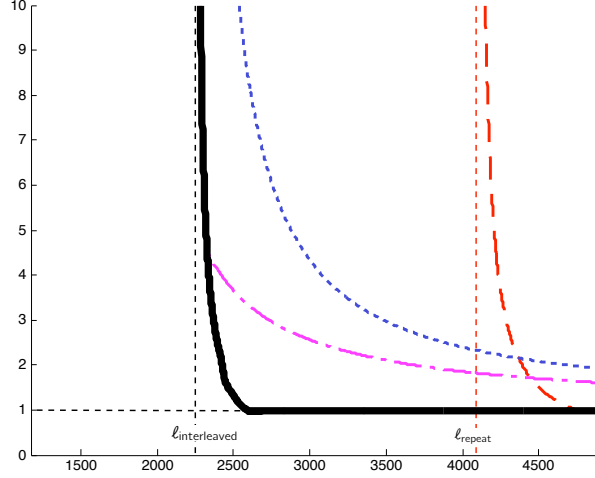


Figure 13: Performance of SIMPLEBRIDGING (in magenta) on Chrom19.

- (a) *interleaved repeats: no **unbridged** interleaved repeats*
- (b) *triple repeats: no triple repeats of length $\geq K$, i.e. $K > \ell_{\text{triple}}$*
- (c) *coverage depth: every read overlaps its successor by at least K .*

Proof. The proof is very similar to that of Lemma 13 below and is omitted. \square

Figure 13 plots the performance of SIMPLEBRIDGING. We produce the plot by translating the conditions of Lemma 12 into statements relating G, N, L , and ϵ . Condition (a) that there be no unbridged interleaved repeats was already derived as part of the lower bound in Section 2, yielding (5). Condition (b) requires $K > \ell_{\text{triple}}$, and therefore the best choice for K is $K = 1 + \ell_{\text{triple}}$. Plugging into Condition (c) as given by (8), computed in the context of DEBRUIJN, we have

$$\frac{N}{N_{\text{LW}}} \gtrsim \frac{1}{1 - \frac{1 + \ell_{\text{triple}}}{L}}. \quad (11)$$

The plot is obtained by choosing the minimum N and L satisfying the two conditions (5) and (11).

3.3.2 Resolving triple repeats: MULTIBRIDGING

We now turn to triple repeats. As previously observed, it can be challenging to resolve repeats with more than one copy [22], because an edge into the repeat may be paired with more than one outgoing edge. As discussed above, our approach here shares elements with IDBA [19]: we note that increasing the node length serves to resolve repeats. Unlike IDBA, we do not increase the node length globally, in order to allow for

The algorithm MULTIBRIDGING has a more sophisticated *bridging step II*, which resolves higher order repeats. As noted in the previous subsection, repeats correspond to nodes in the sequence graph we call *X-nodes* (c.f. Fig. 10), nodes with in-degree and out-degree each at least two. All X-nodes correspond to repeats, but not all repeats correspond to X-nodes. A repeat is said to be *all-bridged* if *all* repeat copies are bridged, and an X-node is called all-bridged if the corresponding repeat is all-bridged.

The requirement that triple repeats be all-bridged allows them to be resolved *locally*. The X-node resolution procedure given in Step 4 of MULTIBRIDGING can be interpreted in the K -mer

graph framework as increasing K locally so that repeats do not appear in the graph. An outline of the X-node resolution step is as follows. First, new nodes are added with labels one base longer than the repeat length, one for each incoming or outgoing edge of the X-node. (An extra edge is added for self-loops.) Edges are then added for adjacent subsequences using the bridging reads, as per Lemma 11. Repeating this process increases the node lengths so that repeats are eventually contained safely in the interior of nodes, where they cause no ambiguity.

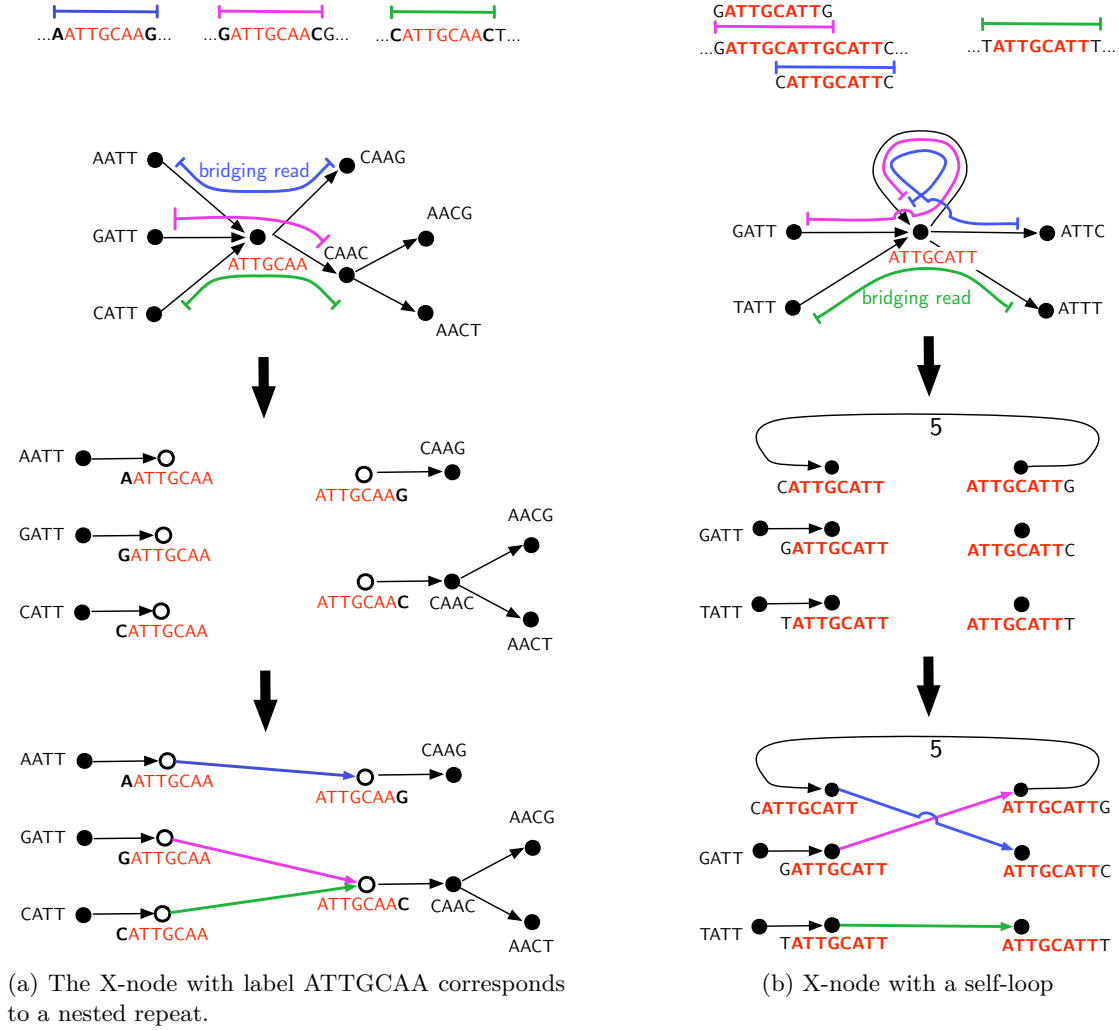


Figure 14: X-node resolution for two different examples.

Algorithm 4 MULTIBRIDGING. Input: reads \mathcal{R} , parameter K . Output: sequence $\hat{\mathbf{s}}$.

K-mer steps 1-3:

1. For each subsequence \mathbf{x} of length K in a read, form a node with label \mathbf{x} .
 2. For each read, add edges between nodes representing adjacent K -mers in the read.
 3. Condense the graph as described in Definition 7.
 4. *Bridging step II:* While there exists a bridged X-node \mathbf{v} (Fig. 10): (i) For each edge $(\mathbf{p}_i, \mathbf{v})$ create a new node $\mathbf{u}_i = \mathbf{p}_i \rightarrow \mathbf{v}$ and edge $(\mathbf{p}_i, \mathbf{u}_i)$ with weight $a_{\mathbf{p}_i, \mathbf{v}} + 1$ and for each edge $(\mathbf{v}, \mathbf{q}_j)$ create a new node $\mathbf{w}_j = \mathbf{v} \rightarrow \mathbf{q}_j$ and edge $(\mathbf{v}, \mathbf{q}_j)$ with weight $a_{\mathbf{v}, \mathbf{q}_j} + 1$ (notation defined in (10)). (ii) If \mathbf{v} has a self-loop (\mathbf{v}, \mathbf{v}) with weight $a_{\mathbf{v}, \mathbf{v}}$, add an edge $(\mathbf{v} \rightarrow \mathbf{v}, \mathbf{v} \rightarrow \mathbf{v})$ with weight $a_{\mathbf{v}, \mathbf{v}} + 2$ (c.f. Fig. 14b). (iii) Remove node \mathbf{v} and all incident edges. (iv) For each pair $\mathbf{u}_i, \mathbf{w}_j$ adjacent in a read, add edge $(\mathbf{u}_i, \mathbf{w}_j)$. If exactly one each of the \mathbf{u}_i and \mathbf{w}_j nodes have no added edge, add the edge. (v) Condense the graph.
 5. *Finishing step:* Find an Eulerian cycle in the graph and return the corresponding sequence.
-

Lemma 13. *Fix a sequence \mathbf{s} . The algorithm MULTIBRIDGING successfully reconstructs the sequence \mathbf{s} if the reads satisfy the following assumptions:*

- (a) *interleaved repeats: no **unbridged** interleaved repeats*
- (b) *triple repeats: all triple repeats are **all-bridged***
- (c) *the sequence is covered by the reads.*

Proof. The proof is contained in the appendix. □

Unlike the previous K -mer algorithms, DEBRUIJN and SIMPLEBRIDGING, it is unnecessary to specify a parameter K for MULTIBRIDGING. Implicitly MULTIBRIDGING uses $K = 1$, which makes the condition that reads overlap by K equivalent to coverage of the genome. Depending on the repetitiveness of the genome, building the initial K -mer graph with K around 20 or 40 seems to provide a good trade-off between computational efficiency and required number of reads.

Figure 15 plots the performance of MULTIBRIDGING, obtained by solving for the relationship between G, N, L , and ϵ in order to satisfy the conditions of Lemma 13. Condition (a) is already dealt with in (5), and Condition (c) is simply the requirement that $\frac{N}{N_{\text{LW}}} \geq 1$.

We turn to Condition (b) that all triple repeats are all-bridged. Let c_m denote the number of triple repeats of length m . A union bound estimate over triple repeats for the event that one such triple repeat fails to be all-bridged gives

$$P_{\text{error}} \approx \sum_m 3 \cdot c_m e^{-\lambda(L-m-1)}, \quad (12)$$

and requiring $P_{\text{error}} \leq \epsilon$ and solving for L yields

$$L \geq \frac{1}{\lambda} \log \frac{\gamma_3}{\epsilon} = \frac{G}{N} \log \frac{\gamma_3}{\epsilon}, \quad (13)$$

where $\gamma_3 := \sum_m 3c_m e^{(N/G) \cdot (m+1)}$ is computed from the triple repeat statistics c_m .

In order to understand the cost of all-bridging triple repeats, compared to simply bridging one copy as required by our lower bound, it is instructive to study the effect of the single longest triple repeat. Setting $c_{\ell_{\text{triple}}} = 1$ and $c_m = 0$ for $m \neq \ell_{\text{triple}}$ makes $\gamma_3 = 3e^{(N/G) \cdot (\ell_{\text{triple}} + 1)}$ in (13) and

$$L \geq L_3^{\text{all}} := \ell_{\text{triple}} + 1 + \frac{1}{\lambda} \log 3\epsilon^{-1} = \ell_{\text{triple}} + 1 + \frac{G}{N} \log 3\epsilon^{-1}. \quad (14)$$

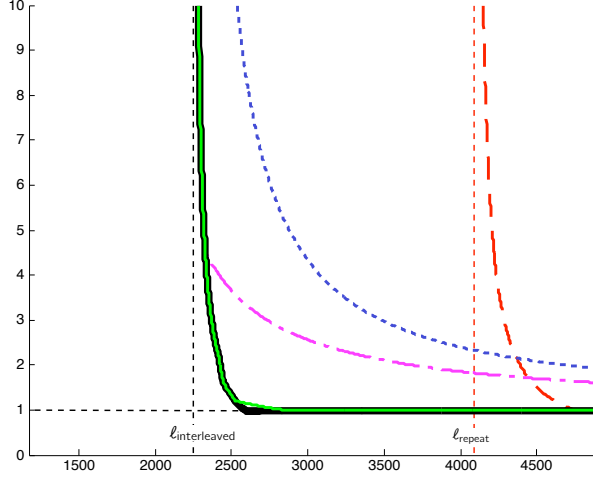


Figure 15: Performance of MULTIBRIDGING (in green) on Chrom19.

Bridging the longest triple repeat, as shown in Section A.2, requires

$$L \geq L_3 := \ell_{\text{triple}} + 1 + \frac{1}{3\lambda} \log \epsilon^{-1} = \ell_{\text{triple}} + 1 + \frac{G}{3N} \log \epsilon^{-1}. \quad (15)$$

Solving for N in equations (15) and (14) gives

$$N_3 \geq \frac{G}{3} \cdot \frac{\log \epsilon^{-1}}{L - \ell_{\text{triple}} - 1} \quad \text{and} \quad N_3^{\text{all}} \geq G \cdot \frac{\log \epsilon^{-1} + \log 3}{L - \ell_{\text{triple}} - 1}. \quad (16)$$

The ratio is

$$\frac{N_3^{\text{all}}}{N_3} = 3 \cdot \frac{\log 3 \epsilon^{-1}}{\log \epsilon^{-1}} \approx 3.72 \quad \text{for } \epsilon = 10^{-2}. \quad (17)$$

This means that if the longest triple repeat is dominant, then for L slightly larger than ℓ_{triple} , MULTIBRIDGING needs a coverage depth approximately 3.72 times higher than required by our lower bound.

4 Algorithm simulations

In order to verify the performance predictions for the algorithms, we ran simulations of each algorithm along the curve at which $< 5\%$ error was predicted (Fig. 17). Values of N and L were sampled at regular intervals along the vertical $\bar{c} = N/N_{\text{LW}}$ axis and along the horizontal L axis, and projected onto the curve. For each point (L, N) , we simulated 100 datasets and ran the various algorithms, recording how many times successful reconstruction was achieved.

This was done for two of the three data sets in the GAGE assembly evaluation for which complete reference sequence are available, namely *Staphylococcus aureus* and *Rhodobacter sphaeroides*. Runtimes on Human Chromosome 14 were too long to be able to obtain informative simulation results. Simulation results support the predictions based on repeat statistics: for each algorithm the numbers, e.g. 93, 98, 95, indicate the number of successful reconstructions out of 100 trials, and agree with the expected 5% error rate (allowing for random fluctuations).

We note that we ran MULTIBRIDGING with $K = 40$ in order to have reasonable runtimes; the dependence on runtime is further discussed in Section 5.1. This results in less than a 95% success rate for *R. sphaeroides* in the coverage-limited regime (i.e. camping from the line $\bar{c} = 1$).

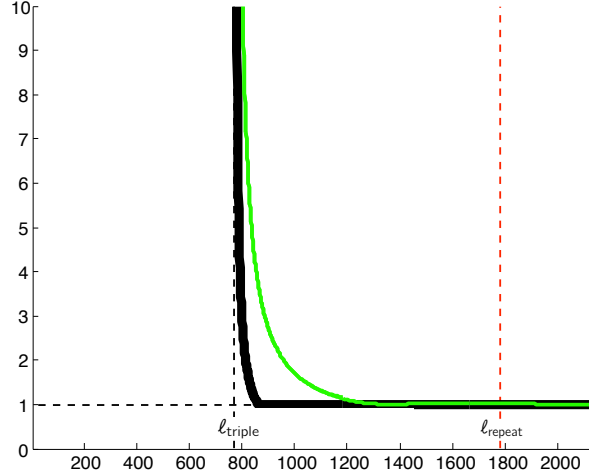


Figure 16: Performance of MULTIBRIDGING on *P. Marinus*. The effect of the longest triple repeat is dominant here, so for L slightly larger than ℓ_{triple} , MULTIBRIDGING needs a coverage depth higher than the coverage depth required by our lower bound, as predicted by equation (17).

5 Discussion

5.1 Computational complexity

Computational complexity is an important consideration in the design of assembly algorithms. We note that most of the optimization-based formulations of assembly have been shown to be NP-hard, including SCS [3], [7], De Bruijn Superwalk [22], [12], and Minimum s-Walk on the string graph [15], [12]. The computational hardness results have led to heuristic-based algorithm development emphasizing computational efficiency. However, as pointed out by Nagarajan and Pop [18], typical instances of a problem may well be easier than the worst-case. Indeed, on typical repeat statistics, the algorithm MULTIBRIDGING achieves performance close to the information theoretic limits while being efficient.

We now compute the run-time of MULTIBRIDGING. The algorithm MULTIBRIDGING has two phases: the K -mer graph formation step, and the repeat resolution step. The K -mer graph formation runtime can be easily bounded by

$$O((L - K)NK),$$

assuming $O(K)$ look-up time for each of the $(L - K)N$ K -mers observed in reads. This step is common to all K -mer graph based algorithms, so previous works to decrease the practical runtime or memory requirements are applicable.

The repeat resolution step depends on the repeat statistics and choice of K . It can be loosely bounded as

$$O\left(\sum_{\ell=K}^L L \sum_{\substack{\text{max repeats } x \\ \text{of length } \ell}} d_x\right).$$

The second sum is over distinct maximal repeats x of length ℓ and d_x is the number of (not necessarily maximal) copies of repeat x . The bound comes from the fact that each maximal repeat of length $K < \ell < L$ is resolved via exactly one bridged X -node, and each such resolution requires

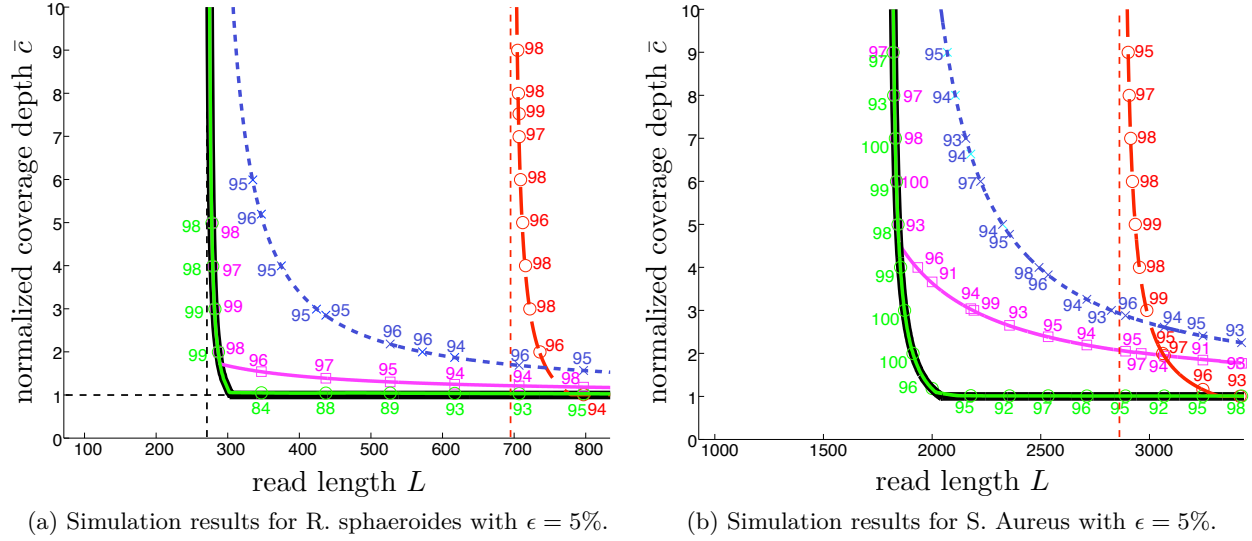


Figure 17: Simulation results for *R. sphaeroides* and *S. Aureus* on each of the four algorithms, both with $\epsilon = 5\%$. For each algorithm the numbers, e.g. 93, 98, 95, indicate the number of successful reconstructions out of 100 trials with randomly sampled reads for each trial.

examining at most the Ld_x distinct reads that contain the repeat. We note that

$$\sum_{\ell=K}^L L \sum_{\substack{\text{max repeats } x \\ \text{of length } \ell}} d_x < \sum_{\ell=K}^L La_\ell,$$

and the latter quantity is easily computable from our sufficient statistics. Creating the list of reads containing each repeat can be done as part of the K -mer graph formation step, and maintaining it does not add complexity to the resolutions. For our data sets, with appropriate choice of K , the bridging step is much simpler than the K -mer graph formation step: for *R. sphaeroides* we use $K_0 = 40$ to get $\sum_{\ell=K}^L La_\ell = 412$; in contrast, $N > 22421$ on our L -range is much larger. Similarly, for human ch14, using $K = 100$, $\sum_{\ell=K}^L La_\ell = 81284$ while $N > 733550$ for the relevant range of L ; for *SAureus*, $\sum_{\ell=K}^L La_\ell = 558$ while $N > 8031$.

5.2 Size of critical window

In the introduction we mentioned the critical behavior in read length L :

1. If the read length L is below L_{crit} , reliable reconstruction of the DNA sequence is impossible no matter what the coverage depth is.
2. If the read length L is slightly above L_{crit} , then covering the sequence suffices, i.e. $c^* = c_{LW}$.

The first part follows from Ukkonen's condition, which requires that $L > L_{\text{crit}} = 1 + \max\{\ell_{\text{interleaved}}, \ell_{\text{triple}}\}$. One can observe the second part from the plots in Section B, but in this subsection we seek to understand just how much larger than L_{crit} must L be in order that covering the sequence suffices for reconstruction, and furthermore how this depends on the parameters ϵ and G .

5.2.1 Critical window size if $\ell_{\text{interleaved}} \gg \ell_{\text{triple}}$

Let us focus here on the bound due to interleaved repeats (rather than triple repeats), and furthermore assume that the effect of the single largest interleaved repeat is dominant. In this case $\ell_{\text{interleaved}} = L_{\text{crit}} - 1$ is the length of the shorter of the pair of interleaved repeats, and let ℓ_1 be the length of the longer of the two. For $L_{\text{crit}} < L \leq \ell_1 + 1$, we are in the setting of (4) but with a redefined $\gamma_1 = e^{2(N/G)(L_{\text{crit}}-1)}$. Thus,

$$L \geq L_{\text{crit}} + \frac{G}{2N} \log \epsilon^{-1}, \quad (18)$$

and solving for N gives

$$N_{\text{repeat}} = \frac{G}{2} \frac{\log \epsilon^{-1}}{L - \ell_2 - 1} \quad (19)$$

Let L^* be the value of L at which the curve described by constraint (19) intersects the Lander-Waterman coverage value, i.e. $N_{\text{repeat}}(L^*) = N_{\text{LW}}(L^*) := N^*$. This is the minimum read length for which coverage of the sequence suffices for reconstruction.

We now solve for $\frac{L^*}{L_{\text{crit}}}$. First, the Lander-Waterman equation (2) at $N = N^*$ is

$$N^* = \frac{G}{L^*} \log \frac{N^*}{\epsilon}, \quad (20)$$

and setting equal the right-hand sides of (20) and (19) at $L = L^*$ gives

$$\frac{G}{L^*} \log \frac{N^*}{\epsilon} = \frac{G}{2} \frac{\log \epsilon^{-1}}{L^* - \ell_2 - 1}.$$

A bit of algebra yields

$$\frac{L^*}{L_{\text{crit}}} = \frac{2}{2 - x}, \quad (21)$$

where

$$x := \frac{\log \epsilon^{-1}}{\log N^* + \log \epsilon^{-1}}. \quad (22)$$

Since $x \leq \frac{1}{2}$, equation (21) implies $L^* \leq 2L_{\text{crit}}$, and combined with the obvious inequality $L^* \geq L_{\text{crit}}$, we have $L_{\text{crit}} \leq L^* \leq 2L_{\text{crit}}$. Thus

$$N_{\text{LW}}(2L_{\text{crit}}) \leq N^* \leq N_{\text{LW}}(L_{\text{crit}}), \quad (23)$$

and applying the Lander-Waterman fixed-point equation (2) yet again gives

$$\frac{G}{2L_{\text{crit}}} \log \frac{N_{\text{LW}}(2L_{\text{crit}})}{\epsilon} \leq N^* \leq \frac{G}{L_{\text{crit}}} \log \frac{N_{\text{LW}}(L_{\text{crit}})}{\epsilon}, \quad (24)$$

or

$$\frac{\log \epsilon^{-1}}{\log \frac{G}{L_{\text{crit}}} + \log \log \frac{N_{\text{LW}}(L_{\text{crit}})}{\epsilon} + \log \epsilon^{-1}} \leq x \leq \frac{\log \epsilon^{-1}}{\log \frac{G}{L_{\text{crit}}} - 1 + \log \log \frac{N_{\text{LW}}(2L_{\text{crit}})}{\epsilon} + \log \epsilon^{-1}}. \quad (25)$$

This can be relaxed to

$$\frac{\log \epsilon^{-1}}{\log \frac{G}{L_{\text{crit}}} + \log \epsilon^{-1} + \log \log \frac{G}{\epsilon L_{\text{crit}}}} \leq x \leq \frac{\log \epsilon^{-1}}{\log \frac{G}{L_{\text{crit}}} - 1 + \log \epsilon^{-1}}. \quad (26)$$

Letting

$$r := \frac{\log \frac{G}{L_{\text{crit}}}}{\log \epsilon^{-1}}, \quad (27)$$

we have to a very good approximation

$$\frac{L^*}{L_{\text{crit}}} \approx \frac{2(r+1)}{2(r+1)-1}. \quad (28)$$

For $G \sim 10^8$, $L_{\text{crit}} \sim 1000$, and $\epsilon = 5\%$, we get $\log \frac{G}{L_{\text{crit}}} \approx 13.8$ and $\log \epsilon^{-1} \approx 3.0$, so $r \approx 4.6$ and

$$\frac{L^*}{L_{\text{crit}}} = \frac{2(r+1)}{2(r+1)-1} \approx 1.1.$$

From (27) we see that the relative size of $\log \epsilon^{-1}$ and $\log \frac{G}{L_{\text{crit}}}$ determines the size of the critical window. If in the previous example $\epsilon = 10^{-5}$, say, then $\frac{L^*}{L_{\text{crit}}}$ increases to 1.3. As ϵ tends to zero, r approaches zero as well and $\frac{L^*}{L_{\text{crit}}} \rightarrow 2$.

5.2.2 Critical window size if $\ell_{\text{triple}} \gg \ell_{\text{interleaved}}$

We now suppose the single longest triple repeat dominates the lower bound and estimate the width of the critical window. In this case $\ell_{\text{triple}} = L_{\text{crit}} - 1$ is the length of the longest triple repeat. Since we don't have matching lower and upper bounds for triple repeats, we separately compute the critical window size for each.

We start with the lower bound. For $L > L_{\text{crit}}$, the minimum value of N required in order to bridge the longest triple repeat is given by (16) and repeated here:

$$N_{\text{triples}} = \frac{G}{3} \cdot \frac{\log \epsilon^{-1}}{L - L_{\text{crit}}}. \quad (29)$$

As for the interleaved repeats case considered earlier, we let L^* be the value of L at which the curve described by constraint (29) intersects the Lander-Waterman coverage value, i.e. $N_{\text{triple}}(L^*) = N_{\text{LW}}(L^*) := N^*$. This is the minimum read length for which coverage of the sequence suffices for reconstruction.

A similar procedure as leading to (21) gives $L^*/L_{\text{crit}} = 3/(3-x)$ with x defined in (22). One can check that the estimates on x in (26) continue to hold, and we therefore get

$$\frac{L^*}{L_{\text{crit}}} \approx \frac{3(r+1)}{3(r+1)-1}. \quad (30)$$

For the same example as before, $G \sim 10^8$, $L_{\text{crit}} \sim 1000$, and $\epsilon = 5\%$, we get $r \approx 4.6$ and

$$\frac{L^*}{L_{\text{crit}}} = \frac{3(r+1)}{3(r+1)-1} \approx 1.06.$$

Changing ϵ to 10^{-5} makes $\frac{L^*}{L_{\text{crit}}} \approx 1.17$, and as ϵ (and hence also r) tends to zero, $\frac{L^*}{L_{\text{crit}}} \rightarrow \frac{3}{2}$.

The analogous computation for L^*/L_{crit} for the upper bound, as given by N_3^{all} in (16), yields

$$\frac{L^*}{L_{\text{crit}}} = \frac{r+1}{r + \frac{\log 3}{\log \epsilon^{-1}}} \approx 1.12, \quad (31)$$

for the example with $G \sim 10^8$, $L_{\text{crit}} \sim 1000$, and $\epsilon = 5\%$. The critical window size of the upper bound is about twice as large as that of the lower bound for typical values of G and L_{crit} , with ϵ moderate. But as $\epsilon \rightarrow 0$, we see from (31) that $L^*/L_{\text{crit}} \rightarrow \infty$, markedly different to the $L^*/L_{\text{crit}} \rightarrow \frac{3}{2}$ observed for the lower bound.

5.3 Improved lower bound for triple repeats

We show one case where a triple repeat only being single-bridged leads to confusion. Denote by \mathbf{s}_1 and \mathbf{s}_2 the two sequences depicted in Fig. 18. If the true sequence is \mathbf{s}_1 , and only the copy of \mathbf{x} between \mathbf{u} and \mathbf{y} is bridged, then $\mathbb{P}(\mathcal{R}|\mathbf{s}_2) > \mathbb{P}(\mathcal{R}|\mathbf{s}_1)$, and maximum likelihood assembly would make a mistake in calling \mathbf{s}_2 . This demonstrates that the gap between the lower bound and upper bound based on the performance of MULTIBRIDGING is not exclusively a consequence of the algorithm being suboptimal— the lower bound is also loose.

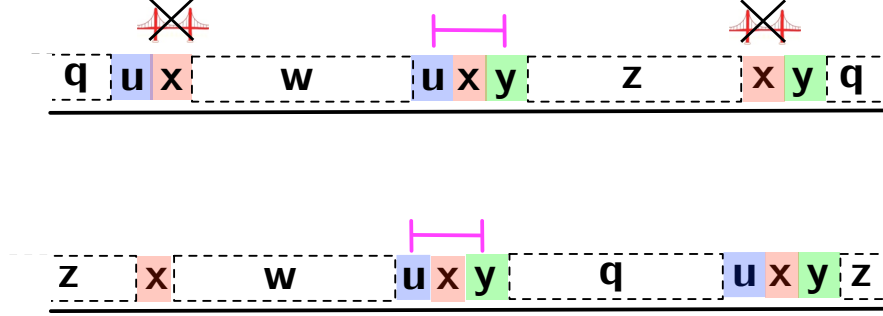


Figure 18: If only a single copy of the triple repeat is bridged as in the first instance, then the second sequence has higher likelihood and the maximum likelihood assembly is erroneous.

5.4 Dominant effect of longest repeats

The goal of this section is to find out which constraints are active for which parameter choices N, L , and thereby derive a simple expression bounding the performance of GREEDY.

The coverage constraint can be expressed as

$$L \geq L_{\text{cov}} := \lambda^{-1} \log \frac{G}{\epsilon} = \lambda^{-1} \log G + \lambda^{-1} \log \epsilon^{-1}.$$

The performance of GREEDY can be derived in terms of the requirement that all repeats be bridged. The probability that a particular repeat of length ℓ is unbridged is approximately $e^{-2\lambda(L-\ell)}$. The requirement that the longest repeat be bridged gives

$$L \geq L_{\text{repeat}} := \ell_{\text{repeat}} + 1 + \frac{1}{2\lambda} \log \epsilon^{-1}.$$

A similar expression is obtained from applying the union bound over all repeats, resulting in the condition for GREEDY

$$L \geq L_{\text{GREEDY}} := \frac{1}{2\lambda} \log(\epsilon^{-1} \sum a_\ell e^{2\lambda\ell}).$$

Now, suppose that $a_\ell \leq G^2 e^{-\alpha\ell}$, and $\alpha \geq 2\lambda + \epsilon$. Integrating gives $\sum a_\ell e^{2\lambda\ell} \leq G^2 \sum e^{\ell(2\lambda-\alpha)} \leq G^2 \frac{1}{\alpha-2\lambda}$. We obtain

$$L_{\text{GREEDY}} \leq \frac{1}{2\lambda} \log \frac{G^2}{\epsilon^2} \leq L_{\text{cov}},$$

which means that coverage of the sequence implies success for GREEDY. Alternatively, suppose that $\alpha \geq \frac{\log G^2}{\ell_{\text{repeat}}}$. Then

$$L_{\text{GREEDY}} = \frac{1}{2\lambda} \log \epsilon^{-1} + \frac{1}{2\lambda} \log \sum a_\ell e^{2\lambda\ell} \leq \frac{1}{2\lambda} \log \epsilon^{-1} + \frac{1}{2\lambda} \log \frac{G^2}{2\lambda - \alpha} e^{(2\lambda - \alpha)\ell_{\text{repeat}}} \leq L_{\text{repeat}},$$

and bridging the longest repeat implies success of GREEDY.

The difficulty occurs if a_ℓ is such that $\alpha < \min\{2\lambda + \epsilon, \frac{\log G^2}{\ell_{\text{repeat}}}\}$. The solution is to retain not only the longest repeat, but all repeats longer than some parameter x . Define $A := \sum_{\ell \leq x} a_\ell e^{2\lambda\ell}$ and $B = \sum_{\ell > x} a_\ell e^{2\lambda\ell}$. We have $L_{\text{GREEDY}} = \frac{1}{2\lambda} \log(A + B) + \frac{1}{2\lambda} \log \epsilon^{-1}$. Let us define

$$x := \max\{y : \max_{1 \leq \ell \leq y} a_\ell \leq G^2 e^{-(2\lambda + \epsilon)\ell}\}.$$

The implication is that if $A \geq B$, then $L_{\text{GREEDY}} \leq L_{\text{COV}} + \frac{1}{2\lambda}$, and if $B \geq A$, then $L_{\text{GREEDY}} \leq L_B + \frac{1}{2\lambda}$, where $L_B := \frac{1}{2\lambda} \log B + \frac{1}{2\lambda} \log \epsilon^{-1}$. Thus we replace the constraint due to bridging the longest repeat by L_B , bridging all the repeats longer than x .

Taking the sum in B only over repeats longer than x simplifies the numerical computations, allowing to factor out $e^{2\lambda x}$. This gives

$$\frac{1}{2\lambda} \log B = \log \left(e^{2\lambda x} \sum_{\ell > x} a_\ell e^{2\lambda(\ell-x)} \right) = 2\lambda x \log \left(\sum_{\ell > x} a_\ell e^{2\lambda(\ell-x)} \right).$$

For the genomes we examined, x is fairly close to ℓ_{repeat} .

Acknowledgements

The authors thank Yun Song, Lior Pachter, Sharon Aviran, and Serafim Batzoglou for stimulating discussions. This work is supported by the Center for Science of Information (CSoI), an NSF Science and Technology Center, under grant agreement CCF-0939370. M. Bresler is also supported by NSF grant DBI-0846015.

References

- [1] P. Compeau, P. Pevzner, and G. Tesler, *How to apply de Bruijn graphs to genome assembly*, Nat Biotech **29** (2011), no. 11, 987–991.
- [2] D. Earl, K. Bradnam, J.S. John, A. Darling, D. Lin, J. Fass, H.O.K. Yu, V. Buffalo, D.R. Zerbino, M. Diekhans, et al., *Assemblathon 1: A competitive assessment of de novo short read assembly methods*, Genome research **21** (2011), no. 12, 2224–2241.
- [3] J. Gallant, D. Maier, and J. Astorer, *On finding minimal length superstrings*, Journal of Computer and System Sciences **20** (1980), no. 1, 50–58.
- [4] Sante Gnerre, Iain MacCallum, Dariusz Przybylski, Filipe J. Ribeiro, Joshua N. Burton, Bruce J. Walker, Ted Sharpe, Giles Hall, Terrance P. Shea, Sean Sykes, Aaron M. Berlin, Daniel Aird, Maura Costello, Riza Daza, Louise Williams, Robert Nicol, Andreas Gnirke, Chad Nusbaum, Eric S. Lander, and David B. Jaffe, *High-quality draft assemblies of mammalian genomes from massively parallel sequence data*, Proceedings of the National Academy of Sciences **108** (2011), no. 4, 1513–1518.
- [5] X Huang and A Madan, *CAP3: A DNA sequence assembly program*, Genome Research **9** (1999), no. 9, 868–877.
- [6] R. Idury and M.S. Waterman, *A new algorithm for DNA sequence assembly*, J. Comp. Bio **2** (1995), 291–306.

- [7] John D. Kececioglu and Eugene W. Myers, *Combinatorial algorithms for DNA sequence assembly*, Algorithmica **13** (1993), 7–51.
- [8] Sergey Koren, Michael C Schatz, Brian P Walenz, Jeffrey Martin, Jason T Howard, Ganeshkumar Ganapathy, Zhong Wang, David A Rasko, W Richard McCombie, Erich D Jarvis, and Adam M Phillippy, *Hybrid error correction and de novo assembly of single-molecule sequencing reads*, Nat Biotech **30** (2012), 693–700.
- [9] E.S. Lander and M.S. Waterman, *Genomic mapping by fingerprinting random clones: A mathematical analysis*, Genomics **2** (1988), no. 3, 231–239.
- [10] Iain Maccallum, Dariusz Przybylski, Sante Gnerre, Joshua Burton, Ilya Shlyakhter, Andreas Gnirke, Joel Malek, Kevin McKernan, Swati Ranade, Terrance P Shea, Louise Williams, Sarah Young, Chad Nusbaum, and David B Jaffe, *Allpaths 2: small genomes assembled accurately and with high continuity from short paired reads*, Genome Biol **10** (2009), no. 10, R103.
- [11] P. Medvedev and M. Brudno, *Maximum likelihood genome assembly*, Journal of computational Biology **16** (2009), no. 8, 1101–1116.
- [12] P. Medvedev, K. Georgiou, G. Myers, and M. Brudno, *Computability of models for sequence assembly*, Algorithms in Bioinformatics (2007), 289–301.
- [13] S.A. Motahari, G. Bresler, and D. Tse, *Information theory of DNA sequencing*, 2012, <http://arxiv.org/abs/1203.6233>.
- [14] E. Myers, *The fragment assembly string graph*, Bioinformatics **21** (2005), ii79–ii85.
- [15] Eugene W. Myers, Granger G. Sutton, Art L. Delcher, Ian M. Dew, Dan P. Fasulo, Michael J. Flanagan, Saul A. Kravitz, Clark M. Mobarry, Knut H. J. Reinert, Karin A. Remington, Eric L. Anson, Randall A. Bolanos, Hui-Hsien Chou, Catherine M. Jordan, Aaron L. Halpern, Stefano Lonardi, Ellen M. Beasley, Rhonda C. Brandon, Lin Chen, Patrick J. Dunn, Zhongwu Lai, Yong Liang, Deborah R. Nusskern, Ming Zhan, Qing Zhang, Xiangqun Zheng, Gerald M. Rubin, Mark D. Adams, and J. Craig Venter, *A whole-genome assembly of drosophila*, Science **287** (2000), no. 5461, 2196–2204.
- [16] E.W. Myers, *Toward simplifying and accurately formulating fragment assembly*, Journal of Computational Biology **2** (1995), no. 2, 275–290.
- [17] N. Nagarajan and M. Pop, *Parametric complexity of sequence assembly: theory and applications to next generation sequencing*, Journal of computational biology **16** (2009), no. 7, 897–908.
- [18] NIH National Human Genome Research Institute, *Human genome sequence quality standards*, Dec 2012, [Online; accessed Dec-12-2012] <http://www.genome.gov/10000923>.
- [19] Y. Peng, H. Leung, S. Yiu, and F. Chin, *IDBA—a practical iterative de Bruijn graph de novo assembler*, Research in Computational Molecular Biology, Springer, 2010, pp. 426–440.
- [20] P. Pevzner, *ℓ -tuple DNA sequencing: computer analysis*, J Biomol Struct Dyn. **7** (1989), no. 1, 63–73.
- [21] P. A. Pevzner, *DNA physical mapping and alternating Eulerian cycles in colored graphs*, Algorithmica **13** (1995), no. 1/2, 77–105.

- [22] P. A. Pevzner, H. Tang, and M. S. Waterman, *An Eulerian path approach to DNA fragment assembly*, Proc Natl Acad Sci USA **98** (2001), 9748–53.
- [23] Steven L. Salzberg, Adam M. Phillippy, Aleksey Zimin, Daniela Puiu, Tanja Magoc, Sergey Koren, Todd J. Treangen, Michael C. Schatz, Arthur L. Delcher, Michael Roberts, Guillaume Marcais, Mihai Pop, and James A. Yorke, *GAGE: A critical evaluation of genome assemblies and assembly algorithms*, Genome research **22** (2012), no. 3, 557–567.
- [24] Jared T. Simpson, Kim Wong, Shaun D. Jackman, Jacqueline E. Schein, Steven J.M. Jones, and Inanc Birol, *ABYSS: A parallel assembler for short read sequence data*, Genome Research **19** (2009), no. 6, 1117–1123.
- [25] G. G. Sutton, O. White, M. D. Adams, and Ar Kerlavage, *TIGR Assembler: A new tool for assembling large shotgun sequencing projects*, Genome Science & Technology **1** (1995), 9–19.
- [26] E. Ukkonen, *Approximate string matching with q -grams and maximal matches*, Theoretical Computer Science **92** (1992), no. 1, 191–211.
- [27] R.L. Warren, G.G. Sutton, S.J. Jones, and R.A. Holt, *Assembling millions of short DNA sequences using SSAKE*, Bioinformatics **23** (2007), 500–501.
- [28] Wikipedia, *Sequence assembly — Wikipedia, the free encyclopedia*, 2012, [Online; accessed Nov-20-2012] http://en.wikipedia.org/wiki/Sequence_assembly.
- [29] Daniel R Zerbino and Ewan Birney, *Velvet: algorithms for de novo short read assembly using de Bruijn graphs*, Genome Res **18** (2008), no. 5, 821–9.

A Appendix

A.1 Proofs for K -mer algorithms

We will use $m_{\mathcal{C}}(\mathbf{v})$ to denote the multiplicity (traversal count) a cycle \mathcal{C} assigns a node \mathbf{v} . The multiplicity $m_{\mathcal{C}}(\mathbf{v})$ is also equal to the number of times the subsequence \mathbf{v} appears in the sequence corresponding to \mathcal{C} . For an edge e , we can similarly let $m_{\mathcal{C}}(e)$ be the number of times \mathcal{C} traverses the edge. The following key lemma relates node multiplicities with the existence of X-nodes.

Lemma 14. *Let \mathcal{C} be a cycle in a condensed sequence graph \mathbb{G} , where \mathbb{G} itself is not a cycle, traversing every edge at least once. If \mathbf{v} is a node with maximum multiplicity at least 2, i.e. $m_{\mathcal{C}}(\mathbf{v}) = \max_{\mathbf{u} \in \mathbb{G}} m_{\mathcal{C}}(\mathbf{u}) \geq 2$, then \mathbf{v} is an X-node. As a consequence, if $m_{\mathcal{C}}(\mathbf{v}) \geq 3$ for some \mathbf{v} , i.e. \mathcal{C} traverses some node at least three times, then $m_{\mathcal{C}}(\mathbf{u}) \geq 3$ for some X-node \mathbf{u} .*

Proof. Let \mathbf{v} be a node with maximum multiplicity $m_{\mathcal{C}}(\mathbf{v}) = \max_{\mathbf{u} \in \mathbb{G}} m_{\mathcal{C}}(\mathbf{u})$. We will show that \mathbf{v} is an X-node, i.e. $d_{\text{out}}(\mathbf{v}) \geq 2$ and $d_{\text{in}}(\mathbf{v}) \geq 2$.

We prove that $d_{\text{out}}(\mathbf{v}) \geq 2$ by supposing that $d_{\text{out}}(\mathbf{v}) = 1$ and deriving a contradiction. Denote the outgoing edge from \mathbf{v} by $e = (\mathbf{v}, \mathbf{u})$, where \mathbf{u} is distinct from \mathbf{v} since otherwise \mathbb{G} is a cycle. If $d_{\text{in}}(\mathbf{u}) \geq 2$, then \mathbf{u} must be traversed more times than \mathbf{v} , contradicting the maximality of $m_{\mathcal{C}}(\mathbf{v})$, and if $d_{\text{in}}(\mathbf{u}) = 1$, then the existence of the edge e contradicts the fact that \mathbb{G} is condensed. The argument showing that $d_{\text{in}}(\mathbf{v}) \geq 2$ is symmetric to the case $d_{\text{in}}(\mathbf{v}) \geq 2$. \square

Proof of Lemma 13. We assume that all triple repeats are all-bridged, that there are no unbridged interleaved repeats, and that all reads overlap their successors by at least 1 base pair. We wish to show that MULTIBRIDGING returns the original sequence.

Consider the condensed sequence graph \mathbb{G}_0 constructed in steps 1-3 of MULTIBRIDGING. Suppose all X-nodes that are either all-bridged or correspond to bridged 2-repeats have been resolved according to repeated application of the procedure in step 4 of MULTIBRIDGING, resulting in a condensed sequence graph \mathbb{G} . We claim that 1) \mathbf{s} corresponds to a cycle \mathcal{C} in \mathbb{G} traversing every edge at least once, 2) \mathcal{C} is Eulerian, and 3) \mathcal{C} is the unique Eulerian cycle in \mathbb{G} .

Proof of Claim 1. Let \mathbb{G}_n be the graph after n resolution steps, and suppose that \mathcal{C}_n is a cycle in \mathbb{G}_n corresponding to the sequence \mathbf{s} and traversing all edges. We will show that there exists a cycle \mathcal{C}_{n+1} in \mathbb{G}_{n+1} corresponding to \mathbf{s} and traversing all edges, and that $\mathbb{G}_t = \mathbb{G}$ for a finite t , so by induction, there exists a cycle \mathcal{C} in \mathbb{G} corresponding to \mathbf{s} and traversing all edges. The base case $n = 0$ was shown in Lemma 4. Moving on to arbitrary $n > 0$, let \mathbf{v} be an X-node in \mathbb{G}_n labeled as in Fig. 10. The X-node resolution step is constructed precisely to preserve the existence of a cycle corresponding to \mathbf{s} . Each traversal of \mathbf{v} by the cycle \mathcal{C}_n assigns an incoming edge $(\mathbf{p}_i\mathbf{v})$ to an outgoing edge $(\mathbf{v}, \mathbf{q}_j)$, and the resolution step correctly determines this pairing by the assumption on bridging reads.

Note that all X-nodes in the graph \mathbb{G}_{n+1} continue to correspond to repeats in \mathbf{s} . The process terminates: let $\mathcal{L}(\mathbb{G}_i) = \sum_{\mathbf{v} \in \mathbb{G}_i} m_{\mathcal{C}_i}(\mathbf{v}) \mathbf{1}_{m_{\mathcal{C}_i}(\mathbf{v}) > 1}$ and observe that $\mathcal{L}(\mathbb{G}_i)$ is strictly decreasing in i . Thus \mathbf{s} corresponds to a cycle \mathcal{C} in \mathbb{G} traversing each edge at least once.

Proof of Claim 2. We next show that \mathcal{C} is an Eulerian cycle. If \mathbb{G} is itself a cycle, and \mathbf{s} is not formed by concatenating multiple copies of a shorter subsequence (assumed not to be the case, see discussion at end of Section 2), then \mathcal{C} traverses \mathbb{G} exactly once and is an Eulerian cycle. Otherwise, if \mathbb{G} is not a cycle, then we may apply Lemma 14 to see that any node with $m_{\mathcal{C}}(\mathbf{v}) \geq 3$ implies the existence of an X-node \mathbf{u} with $m_{\mathcal{C}}(\mathbf{u}) \geq 3$. Node \mathbf{u} must be all-bridged, by hypothesis, which means that an additional X-node resolution step can be applied to \mathbb{G} , a contradiction. Thus each node \mathbf{v} in \mathbb{G} has multiplicity $m_{\mathcal{C}}(\mathbf{v}) \leq 2$.

We can now argue that no edge $e = (\mathbf{u}, \mathbf{v})$ is traversed twice by \mathcal{C} in the condensed sequence graph \mathbb{G} , as it would have been contracted. Suppose $m_{\mathcal{C}}(e) \geq 2$. The node \mathbf{u} cannot have two outgoing edges as this implies $m_{\mathcal{C}}(\mathbf{u}) \geq 3$; similarly, \mathbf{v} cannot have two incoming edges. Thus $d_{\text{out}}(\mathbf{u}) = d_{\text{in}}(\mathbf{v}) = 1$, but by Defn. 7 the edge $e = (\mathbf{u}, \mathbf{v})$ would have been contracted.

Proof of Claim 3. It remains to show that there is a *unique* Eulerian cycle in \mathbb{G} . All X-nodes in \mathbb{G} must be unbridged 2-X-nodes (correspond to 2-repeats in \mathbf{s}), as all other X-nodes were assumed to be bridged and have thus been resolved in \mathbb{G} .

We will map the sequence \mathbf{s} to another sequence \mathbf{s}' , allowing us to use the characterization of Lemma 5 for SBH with known multiplicities. Denote by \mathbb{G}' the graph obtained by relabeling each node in \mathbb{G} by a single unique symbol (no matter the original node label length), and setting all edge overlaps to 0. Through the relabeling, \mathcal{C} corresponds to a cycle \mathcal{C}' in \mathbb{G}' , and let \mathbf{s}' be the sequence corresponding to \mathcal{C}' . Writing \mathcal{S}'_2 for the 2-spectrum of \mathbf{s}' , the graph \mathbb{G}' is by construction precisely the 1-mer graph created from \mathcal{S}'_2 , and there is a one-to-one correspondence between X-nodes in \mathbb{G}' and unbridged repeats in \mathbf{s}' . Through the described mapping, every unbridged repeat in \mathbf{s}' maps to an unbridged repeat in \mathbf{s} , with the *order of repeats preserved*.

There are multiple Eulerian cycles in \mathbb{G} only if there are multiple Eulerian cycles in \mathbb{G}' since the graphs have the same topology, and by Lemma 5 the latter occurs only if there are unbridged interleaved repeats in \mathbf{s}' , which by the correspondence in the previous paragraph implies the existence of unbridged interleaved repeats in \mathbf{s} . \square

A.2 Lower bound due to triple repeats

We translate the generalized Ukkonen’s condition prohibiting unbridged triple repeats into a condition on L and N . Let c_m denote the number of triple repeats of length m . Then a union bound estimate gives

$$\mathbb{P}(\mathcal{E}) \approx \sum_m c_m e^{-3\lambda(L-m-1)}. \quad (32)$$

Requiring $\mathbb{P}(\mathcal{E}) \leq \epsilon$ and solving for L gives

$$L \geq \frac{1}{3\lambda} \log \frac{\gamma_3}{\epsilon} = \frac{G}{3N} \log \frac{\gamma_3}{\epsilon}, \quad (33)$$

where $\gamma_3 := \sum_m c_m e^{3(N/G)(m+1)}$.

A.3 Truncation estimate for bridging repeats (GREEDY and MULTIBRIDGING)

The repeat statistics a_m and c_m used in the algorithm performance curves are potentially overestimates. This is because a large repeat family—one with a large number of copies f —will result in a contribution $\binom{f}{2} \approx f^2/2$ to a_m and $\binom{f}{3} \approx f^3/6$ to c_m .

We focus here on deriving an estimate for the required N, L for bridging all repeats with probability $1 - \epsilon$. This upper bound reduces the sensitivity to large families of short repeats. The analogous derivation for all-bridging all triple-repeats is very similar and is omitted.

Suppose there are a_m repeats of length m . The probability that some repeat is unbridged is approximately, by the union bound estimate,

$$\mathbb{P}(\mathcal{E}) \approx \sum_m a_m e^{-2\lambda(L-m)}. \quad (34)$$

Requiring $\mathbb{P}(\mathcal{E}) \leq \epsilon$ and solving for L gives

$$L \geq \frac{1}{2\lambda} \log \frac{\gamma}{\epsilon} = \frac{G}{2N} \log \frac{\gamma}{\epsilon}, \quad (35)$$

where $\gamma := \sum_m a_m e^{2(N/G)m}$. Now, if a_m *overcounts* the number of repeats for small values of m , the bound in (35) might be loose. In order for each read to overlap the subsequent read by x nucleotides, with probability of failure $\epsilon/2$, it suffices to take

$$L \geq L_{\text{K-cov}}\left(x, \frac{\epsilon}{2}\right) := x + \frac{1}{\lambda} \log \frac{2N}{\epsilon}. \quad (36)$$

Thus, for any $x < L$, we may replace (35) by

$$L \geq \min_x \max\left\{\frac{1}{2\lambda} \log \frac{2\gamma(x)}{\epsilon}, L_{\text{K-cov}}\left(x, \frac{\epsilon}{2}\right)\right\}, \quad (37)$$

where $\gamma(x) = \sum_{m>x} a_m e^{2(N/G)m}$, and obtain a *looser* bound.

B Feasibility Plots

In this section we display the output of our pipeline for 11 datasets (in addition to human ch19, whose output is in the introduction). For each dataset we plot

$$\log(1 + a_\ell),$$

the log of one plus the number of repeats of each length ℓ . From the repeat statistics a_m , $b_{m,n}$, and c_m , we produce a feasibility plot. The thick black line denotes the lower bound on feasible N, L , and the green line is the performance achieved by MULTIBRIDGING.

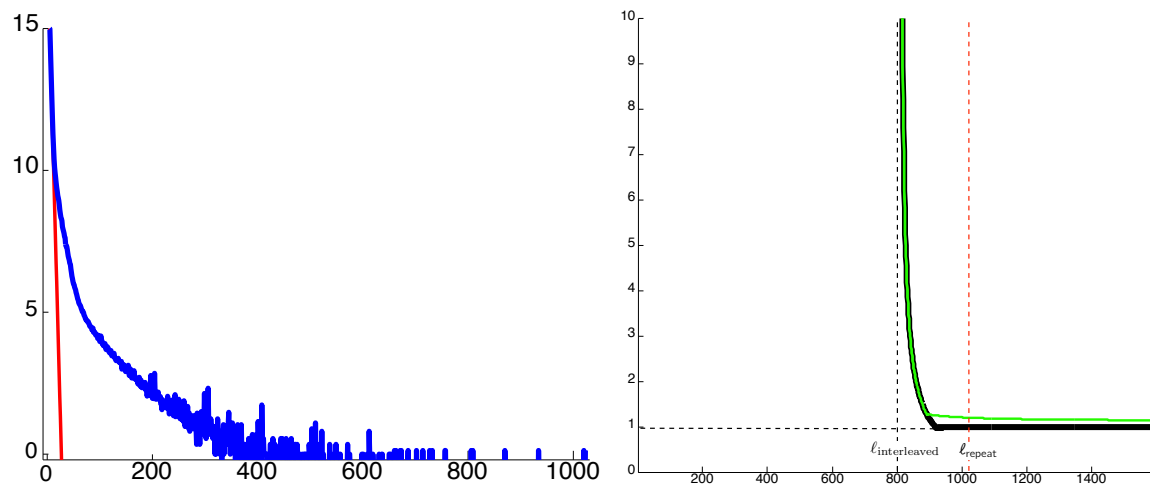


Figure 19: Human Chrom 14. $G = 88,289,540$, $\ell_{\text{triple}} = 611$, $\ell_{\text{interleaved}} = 805$, $\ell_{\text{repeat}} = 1022$.

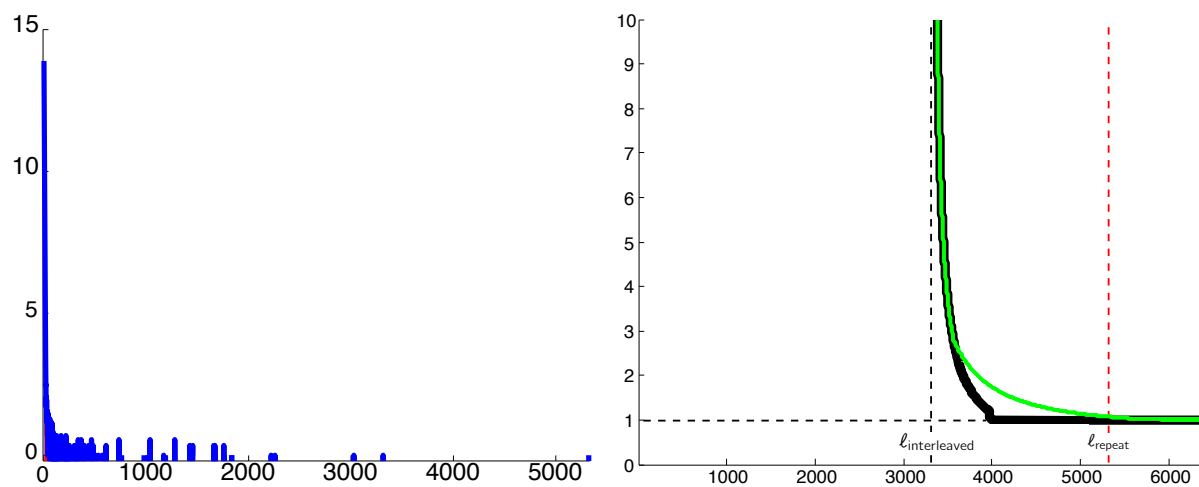


Figure 20: Lactofidus. $G = 2,078,001$, $\ell_{\text{triple}} = 3027$, $\ell_{\text{interleaved}} = 3313$, $\ell_{\text{repeat}} = 5321$.

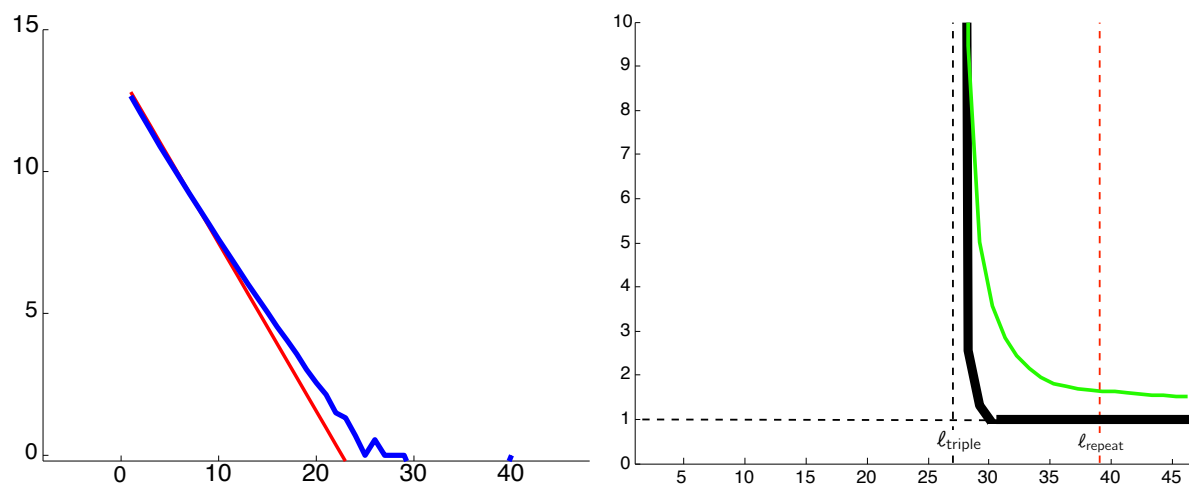


Figure 21: Buchnera. $G = 642,122$, $\ell_{\text{triple}} = 27$, $\ell_{\text{interleaved}} = 23$, $\ell_{\text{repeat}} = 39$.

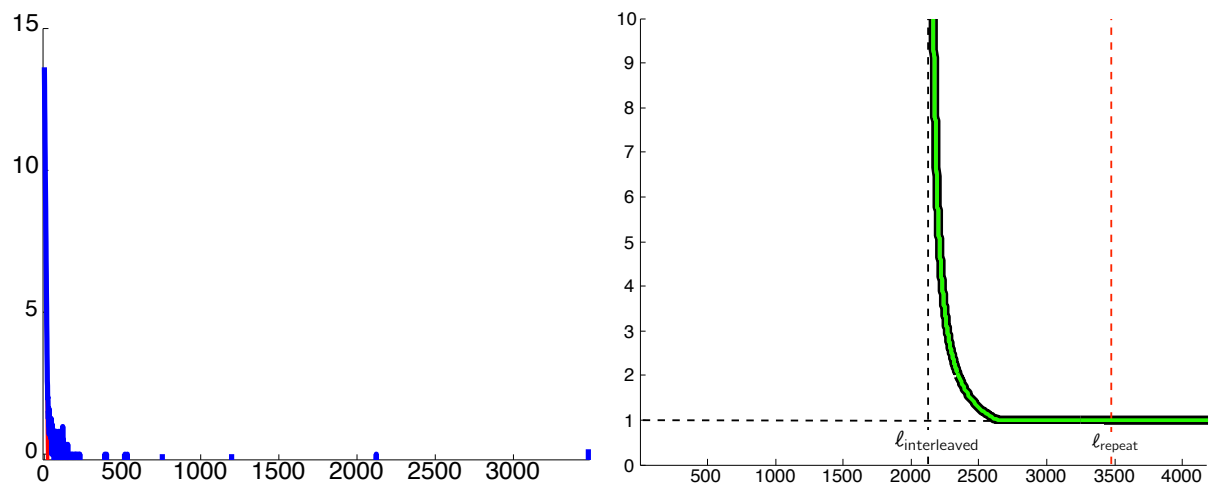


Figure 22: Heli51. $G = 1,589,954$, $\ell_{\text{triple}} = 219$, $\ell_{\text{interleaved}} = 2122$, $\ell_{\text{repeat}} = 3478$.

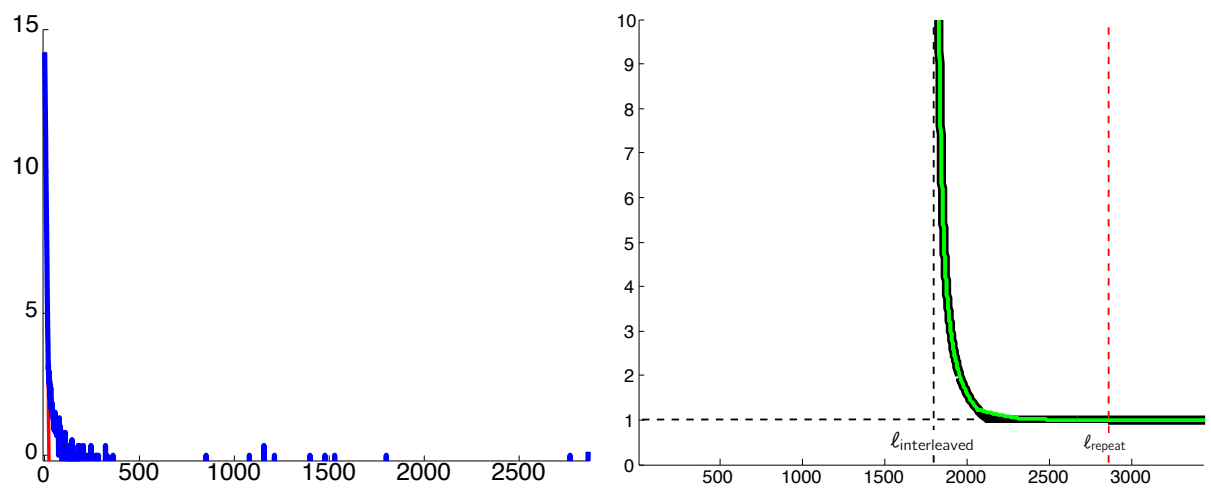


Figure 23: Staphylococcus Aureus. $G = 2,872,915$, $\ell_{\text{triple}} = 1397$, $\ell_{\text{interleaved}} = 1799$, $\ell_{\text{repeat}} = 2862$.

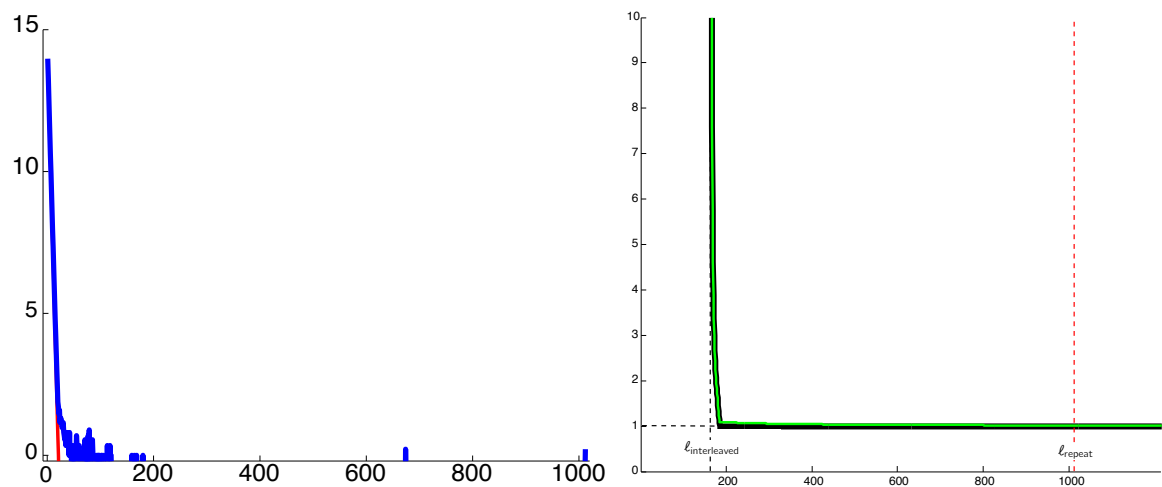


Figure 24: Salmonella. $G = 2,215,568$, $\ell_{\text{triple}} = 112$, $\ell_{\text{interleaved}} = 163$, $\ell_{\text{repeat}} = 1011$.

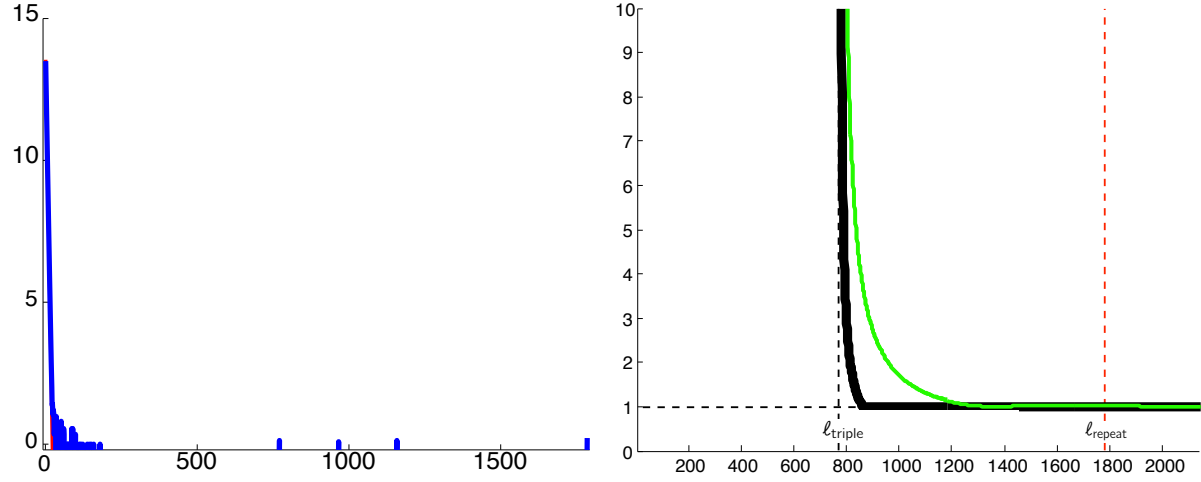


Figure 25: *Perkinsus marinus*. $G = 1,440,372$, $\ell_{\text{triple}} = 770$, $\ell_{\text{interleaved}} = 92$, $\ell_{\text{repeat}} = 1784$.

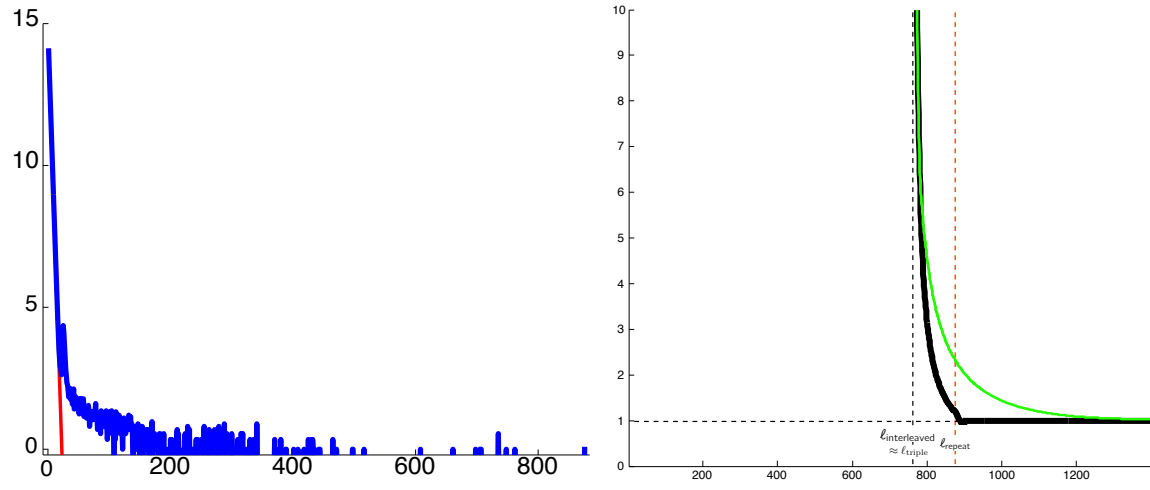


Figure 26: *Sulfolobus islandicus*. $G = 2,655,198$, $\ell_{\text{triple}} = 734$, $\ell_{\text{interleaved}} = 761$, $\ell_{\text{repeat}} = 875$.

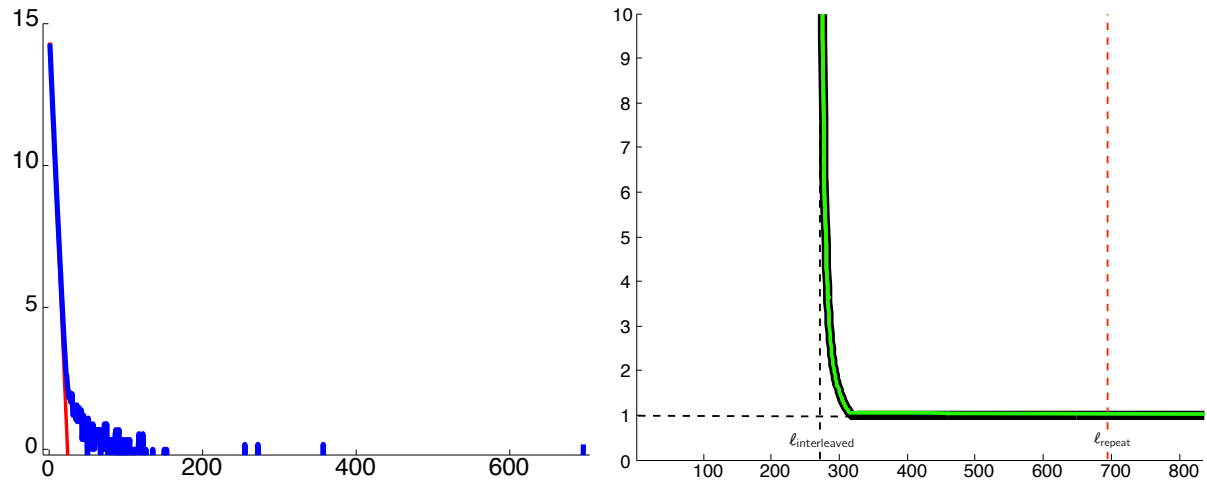


Figure 27: *Rhodobacter sphaeroides*. $G = 3,188,599$, $\ell_{\text{triple}} = 114$, $\ell_{\text{interleaved}} = 271$, $\ell_{\text{repeat}} = 695$.

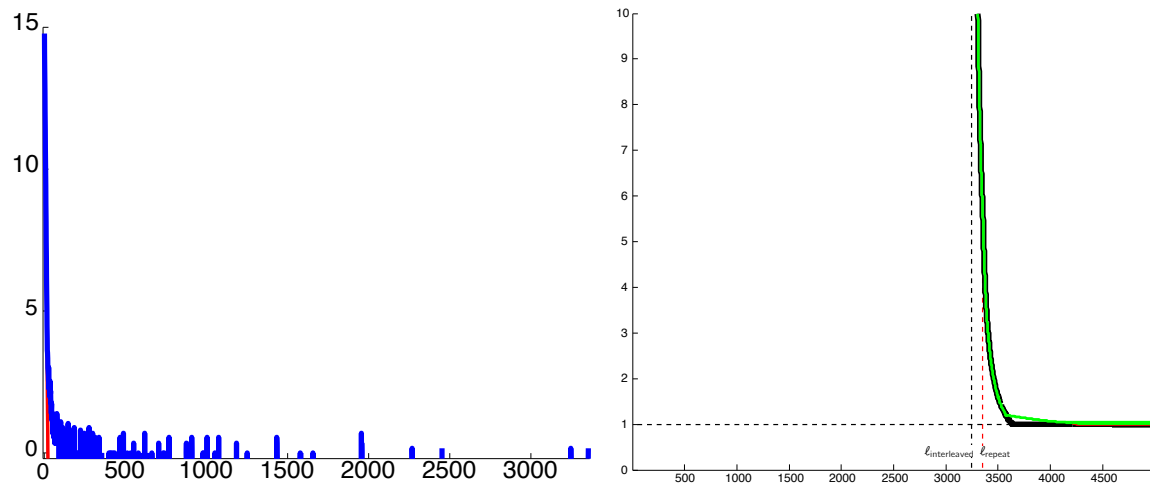


Figure 28: Ecoli536. $G = 4,938,920$, $\ell_{\text{triple}} = 2267$, $\ell_{\text{interleaved}} = 3245$, $\ell_{\text{repeat}} = 3353$.

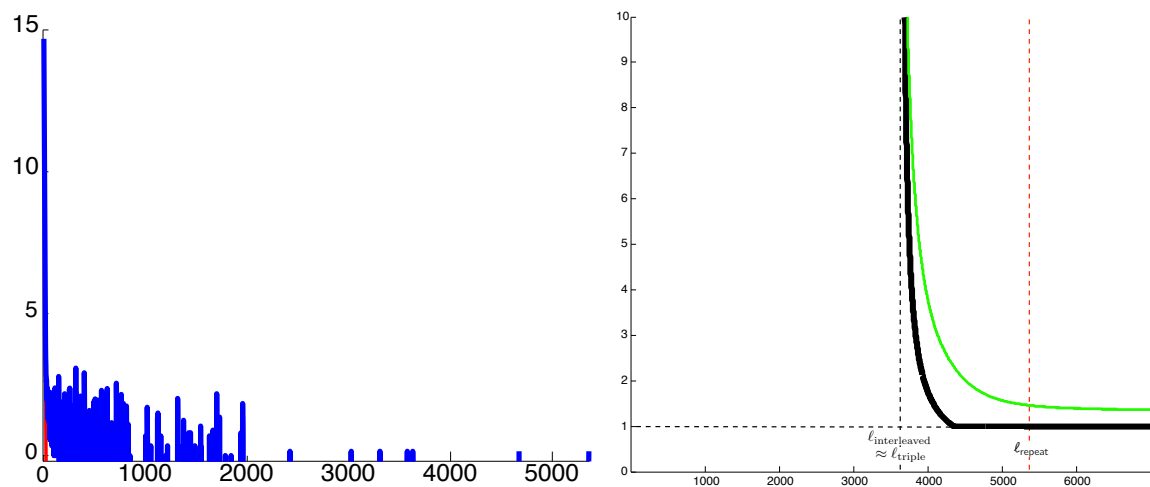


Figure 29: Yesnina. $G = 4,504,254$, $\ell_{\text{triple}} = 3573$, $\ell_{\text{interleaved}} = 3627$, $\ell_{\text{repeat}} = 5358$.