

PoS(Lattice 2012)116
ADP-12-50/T817
DESY 12-229
Edinburgh 2012/23
Liverpool LTH 967

The effects of flavour symmetry breaking on hadron matrix elements

**A. N. Cooke^{*a}, R. Horsley^a, Y. Nakamura^b, D. Pleiter^{cd}, P. E. L. Rakow^{*e},
G. Schierholz^f and J. M. Zanotti^g**

^a School of Physics and Astronomy, University of Edinburgh, Edinburgh EH9 3JZ, UK

^b RIKEN Advanced Institute for Computational Science, Kobe, Hyogo 650-0047, Japan

^c JSC, Jülich Research Centre, 52425 Jülich, Germany

^d Institut für Theoretische Physik, Universität Regensburg, 93040 Regensburg, Germany

^e Theoretical Physics Division, Department of Mathematical Sciences, University of Liverpool, Liverpool L69 3BX, UK

^f Deutsches Elektronen-Synchrotron DESY, 22603 Hamburg, Germany

^g CSSM, School of Chemistry and Physics, University of Adelaide, Adelaide SA 5005, Australia

E-mail: ashley.cooke@ed.ac.uk, rakow@amtp.liv.ac.uk

By considering a flavour expansion about the $SU(3)$ -flavour symmetric point, we investigate how flavour-blindness constrains octet baryon matrix elements after $SU(3)$ is broken by the mass difference between the strange and light quarks. We find the expansions to be highly constrained along a mass trajectory where the singlet quark mass is held constant, which proves beneficial for extrapolations of 2+1 flavour lattice data to the physical point. We investigate these effects numerically via a lattice calculation of the flavour-conserving and flavour-changing matrix elements of the vector and axial operators between octet baryon states.

*The 30th International Symposium on Lattice Field Theory - Lattice 2012,
June 24-29, 2012
Cairns, Australia*

*Joint speakers

1. Introduction

Understanding the pattern of flavour symmetry breaking and mixing, and the origin of CP violation, remains one of the outstanding problems in particle physics. In [1, 2] we have outlined a program to systematically investigate the pattern of flavour symmetry breaking. The program has been successfully applied to meson and baryon masses involving up, down and strange quarks. In these talks we will extend the investigations to include matrix elements.

The QCD interaction is flavour-blind. Neglecting electromagnetic and weak interactions, the only difference between flavours comes from the mass matrix. We investigate how flavour-blindness constrains matrix elements after flavour $SU(3)$ is broken by the mass difference between the strange and light quarks, to help us extrapolate $2+1$ flavour lattice data to the physical point.

We have our best theoretical understanding when all 3 quark flavours have the same masses (because we can use the full power of flavour $SU(3)$); nature presents us with just one instance of the theory, with $m_s/m_l \approx 25$. On the lattice we can choose our quark masses, so we can investigate fictional universes where $m_s/m_l \neq 25$, and so gain a clearer understanding of flavour symmetry breaking.

We have previously used a symmetry analysis, similar in spirit to that used by Gell-Mann and Okubo [3, 4] in the earliest days of the quark picture, to find formulae for the quark mass dependence of hadron masses [1, 2]. We now extend this analysis to hadron matrix elements. In the first part of these proceedings we discuss the group theory, in the second part we compare our expectations with lattice data. We shall then discuss briefly the further steps needed to compute form factors relevant to the determination of the CKM matrix element $|V_{us}|$.

In this work we concentrate on the $2+1$ case, in which symmetry breaking is due to mass differences between the strange and light quarks; but our methods are also applicable to isospin breaking effects coming from a non-zero $m_d - m_u$, e.g. [5].

2. $SU(3)$ breaking

How severely does the strange quark mass break $SU(3)$ symmetry? In this approach it is not the strange-light ratio, $m_s/m_l \sim 25$, which matters. A more natural way to judge the severity of symmetry breaking is to compare $(m_s - m_l)$ with a typical hadronic mass. Since $(m_s - m_l) \ll M_B$ we can hope for an expansion with very good convergence.

We can see how well this works in practice by looking, for example, at the physical masses of the decuplet baryons. We can construct mass combinations which first appear at different orders of the symmetry breaking, starting with quantities that would be non-zero even with perfect $SU(3)$, and working up to quantities which first appear at the third order in the symmetry breaking parameter

$$\begin{array}{llll}
 4M_\Delta + 3M_{\Sigma^*} + 2M_{\Xi^*} + M_\Omega = +13.82 \text{ GeV} & \text{singlet} & \propto (m_s - m_l)^0 & \\
 -2M_\Delta + M_{\Xi^*} + M_\Omega = +0.742 \text{ GeV} & \text{octet} & \propto (m_s - m_l)^1 & \\
 4M_\Delta - 5M_{\Sigma^*} - 2M_{\Xi^*} + 3M_\Omega = -0.044 \text{ GeV} & \text{27-plet} & \propto (m_s - m_l)^2 & \\
 -M_\Delta + 3M_{\Sigma^*} - 3M_{\Xi^*} + M_\Omega = -0.006 \text{ GeV} & \text{64-plet} & \propto (m_s - m_l)^3, & (2.1)
 \end{array}$$

where we have used the isospin-averaged experimental masses for each decuplet baryon. Clearly we see a strong hierarchy in values. Each additional factor of $(m_s - m_l)$ reduces the value by about an order of magnitude, the final $O((m_s - m_l)^3)$ quantity is about 2000 times smaller than the leading quantity. An expansion that yields a factor of 10 for each order is very good compared with most approaches available for QCD.

To investigate flavour symmetry breaking systematically, we need to vary the amount of symmetry breaking we have, while keeping all the flavour singlet terms in the action constant. We therefore follow a strategy in which the average quark mass $\bar{m} \equiv (m_u + m_d + m_s)/3$ is kept constant, while the mass splitting is increased. Our notation for the quark masses and their splittings is

$$\begin{aligned}
 \bar{m} &\equiv \frac{1}{3}(m_u + m_d + m_s) \quad \text{fixed} \\
 \delta m_u &\equiv m_u - \bar{m} \\
 \delta m_d &\equiv m_d - \bar{m} \\
 \delta m_s &\equiv m_s - \bar{m} \\
 m_l &\equiv \frac{1}{2}(m_u + m_d) \\
 \delta m_l &\equiv m_l - \bar{m}.
 \end{aligned} \tag{2.2}$$

From these definitions we have the identity $\delta m_u + \delta m_d + \delta m_s = 0$. In this notation the quark mass matrix is

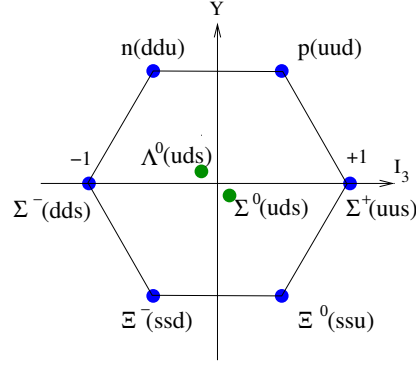
$$\begin{aligned}
 \mathcal{M} &= \begin{pmatrix} m_u & 0 & 0 \\ 0 & m_d & 0 \\ 0 & 0 & m_s \end{pmatrix} \\
 &= \bar{m} \begin{pmatrix} 1 & 0 & 0 \\ 0 & 1 & 0 \\ 0 & 0 & 1 \end{pmatrix} + \frac{1}{2}(\delta m_u - \delta m_d) \begin{pmatrix} 1 & 0 & 0 \\ 0 & -1 & 0 \\ 0 & 0 & 0 \end{pmatrix} + \frac{1}{2}\delta m_s \begin{pmatrix} -1 & 0 & 0 \\ 0 & -1 & 0 \\ 0 & 0 & 2 \end{pmatrix}.
 \end{aligned} \tag{2.3}$$

\mathcal{M} has a flavour singlet part (proportional to I) and a flavour octet part, proportional to λ_3, λ_8 . It is important to note that there are no terms in the QCD Lagrangian which are in representations higher than the octet. The only way to give a value to a quantity in a higher $SU(3)$ representation is to have multiple powers of the flavour-breaking term, i.e. multiple powers of δm_q .

Therefore we adopt the following strategy. We classify physical quantities by their representation of $SU(3)$ and its sub-group $SU(2)$, and classify quark mass polynomials in the same way. The Taylor expansion of a quantity of known symmetry can only involve polynomials of the matching symmetry. This strongly constrains the Taylor expansion of physical quantities about a symmetric point with all three quark masses equal.

In this work we are investigating non-singlet matrix elements (e.g. vector and axial-vector currents for weak decays) acting between octet baryons. This octet is illustrated in Fig. 1. The matrix elements have the form $\langle B^i | O^j | B^k \rangle$ with $i, j, k \in \{1, \dots, 8\}$ because the hadrons and operators are both in flavour octets. Our choice of indices is set out in Table 1. We use the corresponding meson name to refer to the flavour of bilinear quark operators, for example

$$\langle p | \pi^0 | p \rangle \equiv \langle p | \frac{1}{\sqrt{2}}(\bar{u}\gamma u - \bar{d}\gamma d) | p \rangle \equiv \langle B^2 | O^4 | B^2 \rangle, \tag{2.4}$$


Figure 1: The (lowest) octet baryon states.

Index	Baryon (B)	Meson (M)	Operator (O)
1	n	K^0	$\bar{d}\gamma s$
2	p	K^+	$\bar{u}\gamma s$
3	Σ^-	π^-	$\bar{d}\gamma u$
4	Σ^0	π^0	$\frac{1}{\sqrt{2}}(\bar{u}\gamma u - \bar{d}\gamma d)$
5	Λ^0	η	$\frac{1}{\sqrt{6}}(\bar{u}\gamma u + \bar{d}\gamma d - 2\bar{s}\gamma s)$
6	Σ^+	π^+	$\bar{u}\gamma d$
7	Ξ^-	K^-	$\bar{s}\gamma u$
8	Ξ^0	\bar{K}^0	$\bar{s}\gamma d$

Table 1: Our numbering of the octet states, used internally. Whenever possible, final results will be presented in ways that are independent of the index choice. We use the convention that operator number i has the same effect as absorbing a meson with the index i .

where γ is a generic gamma matrix. Since we need three indices, i, j, k , to specify a matrix element, we now need to classify $8 \times 8 \times 8$ tensors under $SU(3)$, in just the same way as we needed to give the classification of 8×8 and 10×10 matrices for baryon masses.

To find the allowed mass-dependence of octet matrix elements of octet hadrons we need the $SU(3)$ decomposition of $8 \otimes 8 \otimes 8$. Using the intermediate result

$$8 \otimes 8 = 1 \oplus 8 \oplus 8 \oplus 10 \oplus \bar{10} \oplus 27, \quad (2.5)$$

we find

$$\begin{aligned} 8 \otimes 8 \otimes 8 = & 1 \oplus 1 \oplus 8 \oplus 8 \oplus 8 \oplus 8 \oplus 8 \oplus 8 \oplus 8 \oplus 8 \\ & \oplus 27 \oplus 27 \oplus 27 \oplus 27 \oplus 27 \oplus 27 \oplus 64 \\ & \oplus 10 \oplus 10 \oplus 10 \oplus 10 \oplus \bar{10} \oplus \bar{10} \oplus \bar{10} \oplus \bar{10} \\ & \oplus 35 \oplus 35 \oplus \bar{35} \oplus \bar{35}. \end{aligned} \quad (2.6)$$

The allowed quark mass Taylor expansion for a hadronic matrix element must follow the

schematic pattern

$$\begin{aligned}
 \langle H^i | O^j | H^k \rangle = & \sum (\text{singlet mass polynomial}) \times (\text{singlet tensor})^{ijk} \\
 & + \sum (\text{octet mass polynomial}) \times (\text{octet tensor})^{ijk} \\
 & + \sum (\text{27-plet mass polynomial}) \times (\text{27-plet tensor})^{ijk} \\
 & + \sum (\text{64-plet mass polynomial}) \times (\text{64-plet tensor})^{ijk} \\
 & + \dots
 \end{aligned} \tag{2.7}$$

The tensors in this equation are three-dimensional arrays of integers and square-roots of integers, objects somewhat analogous to three-dimensional Gell-Mann matrices.

Mass polynomials with the symmetry $10, \bar{10}, 35, \bar{35}$ all have factors of $(m_u - m_d)$. So they only appear if we consider the $1 + 1 + 1$ case of symmetry breaking. At present we are only considering the $2 + 1$ case, $m_u = m_d \neq m_s$ so we can neglect the $10, \bar{10}, 35, \bar{35}$ representations.

We found just two singlet tensors in the expansion of $8 \otimes 8 \otimes 8$, so at the symmetric point there are only two independent coefficients (usually called F, D or f, d) needed to completely specify all the matrix elements between the members of the octet. These give the classic $SU(3)$ inter-relations between octet amplitudes. These are generally found to work rather well. We should however be able to do better by also including higher terms in the mass expansion.

There are 8 octets in the expansion of $8 \otimes 8 \otimes 8$, so if we work to first order δm_q , the $SU(3)$ flavour violation, we have 8 new coefficients. There are still many fewer coefficients than there are amplitudes, so there are numerous constraints and cross-relations between amplitudes. The singlet and octet tensors are given explicitly in Table 2. This table gives the amplitudes for the baryons $p, \Lambda^0, \Sigma^+, \Xi^0$; the amplitudes for the other baryons can be deduced from isospin symmetry (which we are, for now, treating as unbroken). We have used the notation for the matrix element transition $B \rightarrow B'$ of

$$A_{\bar{B}'MB} = \langle B' | M | B \rangle, \tag{2.8}$$

where M is the appropriate operator from Table 1. We illustrate how this table works by reading off the mass expansion for the first two amplitudes

$$\begin{aligned}
 \langle p | \eta | p \rangle = A_{\bar{N}\eta N} &= \sqrt{3}f - d + (r_1 - s_2)\delta m_l \\
 \langle \Sigma^+ | \eta | \Sigma^+ \rangle = A_{\bar{\Sigma}\eta\Sigma} &= 2d + (r_1 + 2\sqrt{3}r_3)\delta m_l \\
 &\vdots
 \end{aligned} \tag{2.9}$$

3. ‘Fan’ Plots

In the case of hadron masses we found that ‘fan’ plots were a useful way to display our results, see e.g. Fig. 20 of [2]. We plotted the masses of the hadrons in a multiplet against $\delta m_l = m_l - \bar{m}$. When $\delta m_l = 0$ (the $SU(3)$ symmetric point) all masses are equal, as we increase the symmetry breaking the masses fan out, about an ‘average’ mass which is almost constant.

We can display matrix elements in a similar way. Some matrix elements, however, will be protected from first order flavour symmetry breaking effects. The Ademollo–Gatto theorem, [6], for example, states that certain form factors for vector currents will not display δm_l effects.

I	$A_{\bar{B}'MB}$	1		8								
		f	d	r_1	r_2	r_3	r_4	r_5	s_1	s_2	s_3	
0	$\bar{N}\eta N$	$\sqrt{3}$	-1	1	0	0	0	0	0	0	-1	0
0	$\bar{\Sigma}\eta\Sigma$	0	2	1	0	$2\sqrt{3}$	0	0	0	0	0	0
0	$\bar{\Lambda}\eta\Lambda$	0	-2	1	2	0	0	0	0	0	0	0
0	$\bar{\Xi}\eta\Xi$	$-\sqrt{3}$	-1	1	0	0	0	0	0	0	1	0
1	$\bar{N}\pi N$	1	$\sqrt{3}$	0	0	-2	0	0	2	0	0	0
1	$\bar{\Sigma}\pi\Sigma$	2	0	0	0	0	0	0	-2	$\sqrt{3}$	0	0
1	$\bar{\Xi}\pi\Xi$	1	$-\sqrt{3}$	0	0	2	0	0	2	0	0	0
1	$\bar{\Sigma}\pi\Lambda$	0	2	0	1	$-\sqrt{3}$	i	0	0	0	0	0
1	$\bar{\Lambda}\pi\Sigma$	0	2	0	1	$-\sqrt{3}$	$-i$	0	0	0	0	0
$\frac{1}{2}$	$\bar{N}K\Sigma$	$-\sqrt{2}$	$\sqrt{6}$	0	0	$\sqrt{2}$	0	$i\sqrt{2}$	$\sqrt{2}$	0	$i\sqrt{6}$	0
$\frac{1}{2}$	$\bar{N}K\Lambda$	$-\sqrt{3}$	-1	0	1	0	i	$i\sqrt{3}$	$-\sqrt{3}$	1	$-i$	0
$\frac{1}{2}$	$\bar{\Lambda}K\Xi$	$\sqrt{3}$	-1	0	1	0	$-i$	$-i\sqrt{3}$	$\sqrt{3}$	-1	$-i$	0
$\frac{1}{2}$	$\bar{\Sigma}K\Xi$	$\sqrt{2}$	$\sqrt{6}$	0	0	$\sqrt{2}$	0	$-i\sqrt{2}$	$-\sqrt{2}$	0	$i\sqrt{6}$	0
$\frac{1}{2}$	$\bar{\Sigma}KN$	$-\sqrt{2}$	$\sqrt{6}$	0	0	$\sqrt{2}$	0	$-i\sqrt{2}$	$\sqrt{2}$	0	$-i\sqrt{6}$	0
$\frac{1}{2}$	$\bar{\Lambda}KN$	$-\sqrt{3}$	-1	0	1	0	$-i$	$-i\sqrt{3}$	$-\sqrt{3}$	1	i	0
$\frac{1}{2}$	$\bar{\Xi}K\Lambda$	$\sqrt{3}$	-1	0	1	0	i	$i\sqrt{3}$	$\sqrt{3}$	-1	i	0
$\frac{1}{2}$	$\bar{\Xi}K\Sigma$	$\sqrt{2}$	$\sqrt{6}$	0	0	$\sqrt{2}$	0	$i\sqrt{2}$	$-\sqrt{2}$	0	$-i\sqrt{6}$	0

Table 2: Coefficients in the mass Taylor expansion of operator amplitudes: $SU(3)$ singlet and octet. These coefficients are sufficient for the linear expansion of hadronic amplitudes.

3.1 The f -fan

Using Table 2 we can construct five quantities F_i , which all have the same value ($2f$) at the symmetric point, but which can differ once $SU(3)$ is broken.

$$\begin{aligned}
F_1 &\equiv \frac{1}{\sqrt{3}}(A_{\bar{N}\eta N} - A_{\bar{\Xi}\eta\Xi}) = 2f - \frac{2}{\sqrt{3}}s_2\delta m_l \\
F_2 &\equiv (A_{\bar{N}\pi N} + A_{\bar{\Xi}\pi\Xi}) = 2f + 4s_1\delta m_l \\
F_3 &\equiv A_{\bar{\Sigma}\pi\Sigma} = 2f + (-2s_1 + \sqrt{3}s_2)\delta m_l \\
F_4 &\equiv \frac{1}{\sqrt{2}}\Re(A_{\bar{\Sigma}K\Xi} - A_{\bar{N}K\Sigma}) = 2f - 2s_1\delta m_l \\
F_5 &\equiv \frac{1}{\sqrt{3}}\Re(A_{\bar{\Lambda}K\Xi} - A_{\bar{N}K\Lambda}) = 2f + \frac{2}{\sqrt{3}}(\sqrt{3}s_1 - s_2)\delta m_l.
\end{aligned} \tag{3.1}$$

Plotting these quantities gives a ‘fan’ plot with 5 lines, but only 2 slope parameters (s_1, s_2), so the splittings between these observables are highly constrained.

A useful ‘average F’ can be constructed from the diagonal amplitudes

$$X_F = \frac{1}{6}(3F_1 + F_2 + 2F_3) = 2f + O(\delta m_l^2). \tag{3.2}$$

We expect that a ‘fan’ plot of $\tilde{F}_i \equiv F_i/X_F$ might be less noisy than a plot of F_i alone. (Using \tilde{F}_i rather than F_i would also remove renormalisation constants, see eq. (4.10).) In general we shall denote quantities with a tilde that have been normalised with an appropriate X .

3.2 The d -fan

Similarly, we can construct seven quantities D_i , which all have the same value ($2d$) at the symmetric point, but which can differ once $SU(3)$ is broken.

$$\begin{aligned}
D_1 &\equiv -(A_{\bar{N}\eta N} + A_{\bar{\Sigma}\eta\Sigma}) = 2d - 2r_1\delta m_l \\
D_2 &\equiv A_{\bar{\Sigma}\eta\Sigma} = 2d + (r_1 + 2\sqrt{3}r_3)\delta m_l \\
D_3 &\equiv -A_{\bar{\Lambda}\eta\Lambda} = 2d - (r_1 + 2r_2)\delta m_l \\
D_4 &\equiv \frac{1}{\sqrt{3}}(A_{\bar{N}\pi N} - A_{\bar{\Sigma}\pi\Sigma}) = 2d - \frac{4}{\sqrt{3}}r_3\delta m_l \\
D_5 &\equiv \Re A_{\bar{\Sigma}\pi\Lambda} = 2d + (r_2 - \sqrt{3}r_3)\delta m_l \\
D_6 &\equiv \frac{1}{\sqrt{6}}\Re(A_{\bar{N}K\Sigma} + A_{\bar{\Sigma}K\Xi}) = 2d + \frac{2}{\sqrt{3}}r_3\delta m_l \\
D_7 &\equiv -\Re(A_{\bar{N}K\Lambda} + A_{\bar{\Lambda}K\Xi}) = 2d - 2r_2\delta m_l.
\end{aligned} \tag{3.3}$$

Plotting these quantities gives a ‘fan’ plot with 7 lines, but only 3 slope parameters (r_1, r_2 and r_3), so once again the splittings between these observables are highly constrained. Again it is possible to construct an ‘average D’ similar to X_F

$$X_D = \frac{1}{4}(D_1 + 2D_2 + D_4) = 2d + O(\delta m_l^2), \tag{3.4}$$

in order to produce a less noisy ‘fan’ plot.

4. Lattice Calculations

In order to extract the matrix elements for some operator O , it is necessary to take an appropriate ratio of three and two-point correlation functions, [7, 8]

$$\mathcal{R} = \frac{C_3^{B \rightarrow B'}(t, \tau; p, p')}{C_2^{B'}(t, p')} \sqrt{\frac{C_2^{B'}(t, p')C_2^{B'}(\tau, p')C_2^B(t - \tau, p)}{C_2^B(t, p)C_2^B(\tau, p)C_2^{B'}(t - \tau, p')}} \tag{4.1}$$

where

$$\begin{aligned}
C_3^{B \rightarrow B'}(t, \tau; p, p') &= \text{tr}_D \Gamma \langle \mathcal{B}_{B'}(t; \vec{p}') O(\tau; \vec{q}) \overline{\mathcal{B}}_B(0; \vec{p}) \rangle \\
C_2^B(t, p) &= \text{tr}_D \Gamma_{\text{unpol}} \langle \mathcal{B}_B(t; \vec{p}) \overline{\mathcal{B}}_B(0; \vec{p}) \rangle.
\end{aligned} \tag{4.2}$$

This is designed so that any smearing for the source (at time 0) and sink operators (at time t) is cancelled in the ratios, [9]; of course smearing improves the overlap with the lowest lying state. The baryon operators used are as follows

$$\mathcal{B}_{N\alpha}(t; \vec{p}) = \sum_{\vec{x}} e^{-i\vec{p}\cdot\vec{x}} \epsilon_{ijk} u_{i\alpha}(\vec{x}, t) (u_j^{T_D}(\vec{x}, t) C \gamma_5 d_k(\vec{x}, t))$$

$$\begin{aligned}
 \mathcal{B}_{\Sigma\alpha}(t; \vec{p}) &= \sum_{\vec{x}} e^{-i\vec{p}\cdot\vec{x}} \epsilon_{ijk} u_{i\alpha}(\vec{x}, t) (u_j^{T_D}(\vec{x}, t) C \gamma_5 s_k(\vec{x}, t)) \\
 \mathcal{B}_{\Lambda\alpha}(t; \vec{p}) &= \sum_{\vec{x}} e^{-i\vec{p}\cdot\vec{x}} \epsilon_{ijk} s_{i\alpha}(\vec{x}, t) (u_j^{T_D}(\vec{x}, t) C \gamma_5 d_k(\vec{x}, t)) \\
 \mathcal{B}_{\Xi\alpha}(t; \vec{p}) &= \sum_{\vec{x}} e^{-i\vec{p}\cdot\vec{x}} \epsilon_{ijk} s_{i\alpha}(\vec{x}, t) (s_j^{T_D}(\vec{x}, t) C \gamma_5 u_k(\vec{x}, t)), \tag{4.3}
 \end{aligned}$$

where C is the charge conjugation matrix and i, j, k are colour indices and α is a Dirac index. The u and d quarks are treated distinctly, but with degenerate mass. The transferred momentum from the initial, B , to final, B' state is given by

$$q = p - p' = (i(E_B(\vec{p}) - E_{B'}(\vec{p}')), \vec{p} - \vec{p}'). \tag{4.4}$$

In this study we shall restrict ourselves to zero 3-momentum transfer, i.e. $\vec{p} = \vec{p}' = 0$ when

$$q^2 \rightarrow q_{max}^2 = -(M_B - M_{B'})^2, \tag{4.5}$$

such that positive q^2 is spacelike while negative q^2 is a timelike quantity. The energy of the initial and final states are now simply the rest masses M_B and $M_{B'}$ respectively. We shall also consider the time-like component of the vector and axial-vector currents as described in Table 1 by taking $M = \pi^0$ (or π^+) and $\gamma = \gamma_4$ or $M = K^+$ and $\gamma = \gamma_3 \gamma_5$ respectively. For example we can set O to be

$$\left. \begin{aligned} V_4 &= \bar{u} \gamma_4 d \\ A_3 &= \bar{u} \gamma_3 \gamma_5 d \end{aligned} \right\} \text{for } \Delta S = 0 \text{ decays,} \quad \left. \begin{aligned} V_4 &= \bar{u} \gamma_4 s \\ A_3 &= \bar{u} \gamma_3 \gamma_5 s \end{aligned} \right\} \text{for } \Delta S = 1 \text{ decays.} \tag{4.6}$$

Even though in this case $\vec{p} = \vec{p}' = 0$, in general there is still a 4-momentum transfer and we usually have a non-forward matrix element. Thus we have

$$\mathcal{R} \rightarrow A_{B'MB}^R(q_{max}^2), \quad \text{as } t, t - \tau \rightarrow \infty, \tag{4.7}$$

depending on whether we are considering the vector $O = V_4$, $\Gamma = \Gamma_{unpol}$ or axial-vector $O = A_3$, $\Gamma = \Gamma_{pol}$ three-point function.

The computed matrix elements are bare (or lattice) quantities and must be renormalised,

$$V_4^R = Z_V V_4, \quad A_3^R = Z_A A_3, \tag{4.8}$$

where we have denoted the renormalised matrix elements with a superscript R. If $A_{B'M^V B}^R$ is known then the renormalisation constant can simply be determined from

$$Z_V = \frac{A_{B'M^V B}^R}{A_{B'M^V B}}, \quad Z_A = \frac{A_{B'M^A B}^R}{A_{B'M^A B}}. \tag{4.9}$$

Alternatively by considering ratios in the ‘fan’ plots the renormalisation constant cancels, for example

$$\tilde{F}_i^A = \frac{F_i^A}{X_{FA}^R} = \frac{F_i^{AR}}{X_{FA}^R} = \tilde{F}_i^{AR}, \quad i = 1 \dots, 5, \tag{4.10}$$

and similarly for \tilde{F}_i^V , \tilde{D}_i^A and \tilde{D}_i^V .

The renormalised vector f and d coefficients are known (i.e. the matrix elements at the $SU(3)$ flavour symmetric point). The vector current, being conserved there, essentially just counts the number of quarks. For example using eq. (2.9) we have

$$\begin{aligned} A_{\bar{N}\eta^V N}^R &= \frac{1}{\sqrt{6}}(2+1-0) = \sqrt{3}f_V^R - d_V^R, \\ A_{\bar{\Sigma}\eta^V \Sigma}^R &= \frac{1}{\sqrt{6}}(2+0-2) = 2d_V^R, \end{aligned} \quad (4.11)$$

giving

$$f_V^R = \frac{1}{\sqrt{2}}, \quad \text{and} \quad d_V^R = 0. \quad (4.12)$$

This result can be used to estimate the renormalisation constant. Either eq. (4.9) can be used at the symmetric point or equivalently if we have measured X_{F_V} ($\gamma = \gamma_4$) then from eq. (3.2) we have up to $O(\delta m_l^2)$

$$Z_V = \frac{X_{F_V}^R}{X_{F_V}} = \frac{2f_V^R}{X_{F_V}} = \frac{\sqrt{2}}{X_{F_V}}, \quad (4.13)$$

For the axial current we can connect our conventions with others in the literature, e.g. [12, 13], via

$$f_A^R = \frac{1}{\sqrt{2}}F_A, \quad \text{and} \quad d_A^R = \frac{1}{\sqrt{6}}D_A, \quad (4.14)$$

at the symmetric point. Similarly to Z_V for Z_A again either eq. (4.9) can be used, for example for neutron β -decay

$$A_{\bar{N}KN} = \frac{1}{\sqrt{2}}g_A^R, \quad (4.15)$$

where g_A^R the axial-vector coupling in β -decay at the physical point. Equivalently from measuring X_{F_A} and X_{D_A} yields

$$Z_A = \frac{X_{F_A}^R}{X_{F_A}} = \frac{2f_A^R}{X_{F_A}}, \quad \text{or} \quad Z_A = \frac{X_{D_A}^R}{X_{D_A}} = \frac{2d_A^R}{X_{D_A}}, \quad (4.16)$$

(provided that either $X_{F_A}^R$ or $X_{D_A}^R$ is known). Alternatively the ratio where Z_A cancels is

$$\frac{f_A}{d_A} = \frac{X_{F_A}}{X_{D_A}}. \quad (4.17)$$

5. Results

In a similar manner to previous simulations [1, 2] our gauge field configurations have been generated with $N_f = 2 + 1$ flavours of dynamical fermions, using the tree-level Symanzik improved gluon action and nonperturbatively $O(a)$ improved Wilson fermions, [14]. The quark masses are chosen by first finding the $SU(3)$ flavour symmetric point where flavour singlet quantities take on their physical values and vary the individual quark masses while keeping the singlet quark

Ensemble	κ_l	κ_s
1	0.12083	0.12104
2	0.12090	0.12090
3	0.12095	0.12080
4	0.12100	0.12070
5	0.12104	0.12062

Table 3: Ensembles used in calculations here.

mass $\bar{m} = (m_u + m_d + m_s)/3 = (2m_l + m_s)/3$ constant, as described in section 2. Simulations are performed on lattice volumes of $24^3 \times 48$ at $\beta = 5.50$ corresponding to a lattice spacing of $a \approx 0.079$, [2]. Our calculations are performed on 5 ensembles chosen by methods as also outlined in [2] presently using ~ 400 – 500 trajectories for off-diagonal matrix elements $B' \neq B$ and ~ 2000 trajectories for diagonal matrix elements $B' = B$. In Table 3 we give these (κ_l, κ_s) values used here. Ensemble 2 corresponds to the symmetric point. Note that for ensemble 1 we have a universe where the l quarks are heavier than the s quark.

In [5] (see also [2]) the value of the distance away from the symmetric point to the physical point was determined to be $\delta m_l^* = -0.01102(3)$ in lattice units. (The $*$ denotes the physical point; see eq. (2.3) for the definition of δm_l .)

5.1 X_D, X_F

We first consider X_F , eq. (3.2), and X_D , eq. (3.4) for the axial-vector case. In Fig. 2 we plot

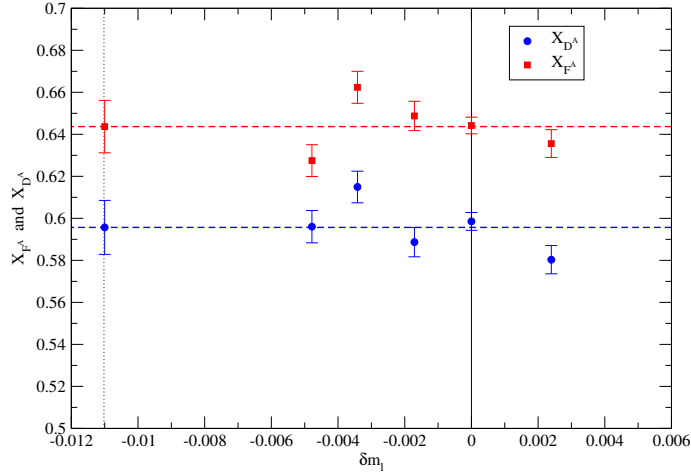


Figure 2: X_{FA} (filled squares), X_{DA} (filled circles) against δm_l each together with a constant fit.

X_{FA}, X_{DA} against δm_l . We expect these quantities to be constant (up to $O(\delta m_l^2)$ terms) and within error bars this is indeed the case. From the values of the constant fits and using eq. (4.17), we find $f_A/d_A = 1.08(3)$. As it is well known that axial current matrix elements suffer from large finite size effects, we are presently repeating the determination of the matrix elements on larger $32^3 \times 64$ lattices.

5.2 ‘Fan’ plots

We now turn to a discussion of ‘fan’ plots. As noted previously [2], it is better to consider ratios, which are less noisy. In Fig. 3 we show $\tilde{F}_i^A = F_i^A/X_{F_A}$ (left panel) and $\tilde{D}_i^A = D_i^A/X_{D_A}$ (right panel)

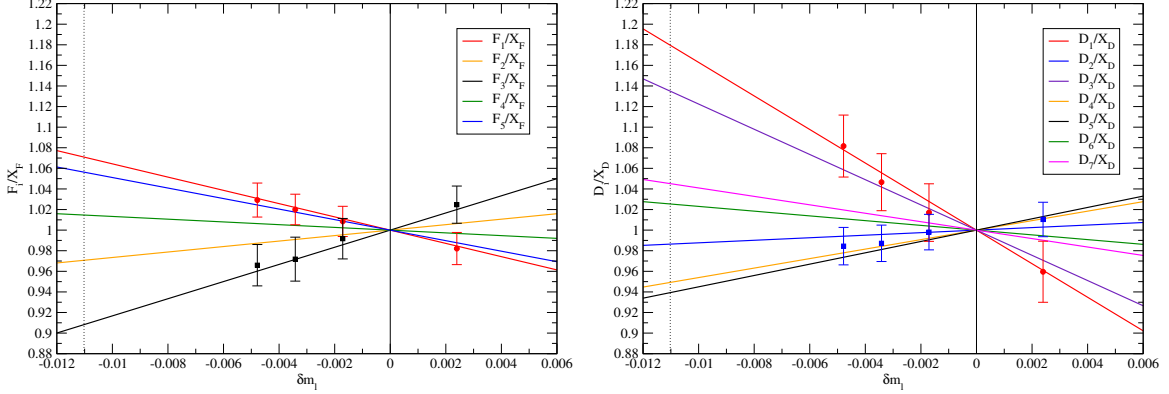


Figure 3: Left panel: $\tilde{F}_i^A = F_i^A/X_{F_A}$ ($i = 1, \dots, 5$), right panel: $\tilde{D}_i^A = D_i^A/X_{D_A}$ ($i = 1, \dots, 7$). Shown are just the numerical results for \tilde{F}_1^A (circles), \tilde{F}_2^A (squares) and \tilde{D}_1^A (circles), \tilde{D}_3^A (squares) against δm_l together with the (normalised) fits from eqs. (3.4), (3.2).

panel) together with representative numerical results. (Due to our relatively low number of configurations used in the analysis, error bars overlap if all numerical results are plotted.) Note that because we have normalised the data with X_{F_A} or X_{D_A} so at the symmetric point the ratios are 1 exactly.

We make a simultaneous fit to the data to arrive at a determination for the constants $\tilde{s}_1^A, \tilde{s}_2^A, \tilde{s}_3^A$ and $\tilde{r}_1^A, \tilde{r}_2^A$, (where $\tilde{s}_i^A = s_i^A/2f^A, \tilde{r}_i^A = r_i^A/2d^A$) based upon eqs. (3.2), (3.4). Using these parameters it is then possible to reconstruct the equations describing the $SU(3)$ flavour symmetry breaking effects on matrix elements up to $O(\delta m_l)$. It should be noted that we have yet to perform calculations for certain correlators, though we are progressing in this direction [10]. Those missing include $A_{\bar{\Sigma}K^A\Sigma}$ which then precludes the use of F_4^A and D_6^A in our simultaneous fits. The axial-vector matrix elements clearly have linear terms in δm_l .

For the vector case due to the Ademollo–Gatto theorem, [6], the linear terms in δm_l are absent. So instead of a ‘fan’ plot we show in Fig. 4 a selection of matrix elements $A_{\bar{N}K^V\Lambda}, A_{\bar{\Lambda}\pi^V\Sigma}$, and $A_{\bar{\Lambda}K^V\Sigma}$. As a check, from Table 2 we see that to leading order $A_{\bar{\Lambda}\pi^V\Sigma}^R = 0 + d_V^R$ i.e. it contains only a d_V^R term and no f_V^R term. However $d_V^R = 0$, eq. (4.12), so we expect to $O(\delta m_l^2)$ that $A_{\bar{\Lambda}\pi^V\Sigma}$ vanishes, which is clearly seen in Fig. 4. The other decays are also flat. At the symmetric point (or indeed at other points) we can estimate Z_V from eq. (4.9). As $A_{\bar{N}K^V\Lambda}^R = -\sqrt{3/2} = -A_{\bar{\Lambda}K^V\Sigma}^R$ then we expect one result in Fig. (4) to be the mirror image of the other. This is the case and choosing $A_{\bar{N}K^V\Lambda}$ gives upon using eq. (4.9), $Z_V = 0.87(5)$.

6. Octet hyperon semi-leptonic decays

The theory outlined in previous sections is general; most phenomenological calculations are directed towards the semi-leptonic decays $B \rightarrow B'e\bar{\nu}_e$ of various octet hyperons in order to help determine $|V_{us}|$, e.g. [11]. We now briefly indicate how far our programme has reached this goal.

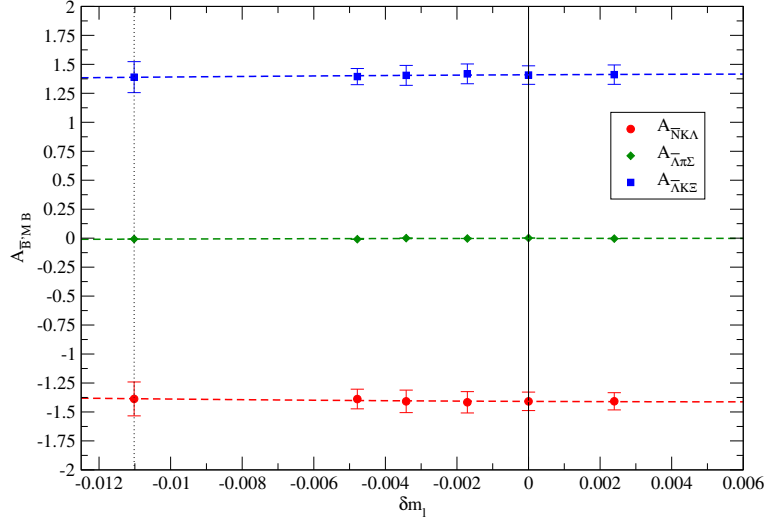


Figure 4: The matrix elements $A_{\bar{N}K^V\Lambda}$ (red filled circles), $A_{\bar{\Lambda}\pi^V\Sigma}$ (green filled diamonds) and $A_{\bar{\Lambda}K^V\Xi}$ (blue filled squares) against δm_l , together with a quadratic fit.

In the Euclidean metric the general form of the matrix element for semi-leptonic transitions $B \rightarrow B' e \bar{\nu}_e$ is

$$\langle B'(p') | V_\alpha(q) + A_\alpha(q) | B(p) \rangle = \bar{u}_{B'}(p') (\mathcal{O}_\alpha^V(q) + \mathcal{O}_\alpha^A(q)) u_B(p), \quad (6.1)$$

where

$$\mathcal{O}_\alpha^V(q) = \gamma_\alpha f_1^R(q^2) + \sigma_{\alpha\beta} q_\beta \frac{f_2^R(q^2)}{M_B + M_{B'}} + i q_\alpha \frac{f_3^R(q^2)}{M_B + M_{B'}}, \quad (6.2)$$

and

$$\mathcal{O}_\alpha^A(q) = \gamma_\alpha \gamma_5 g_1^R(q^2) + \sigma_{\alpha\beta} q_\beta \gamma_5 \frac{g_2^R(q^2)}{M_B + M_{B'}} + i q_\alpha \gamma_5 \frac{g_3^R(q^2)}{M_B + M_{B'}}. \quad (6.3)$$

(Note that in our definition we follow [15], by symmetrising the mass terms appearing in the denominator.) The form factors f_1^R (vector), f_2^R (weak magnetism) and f_3^R (induced scalar) correspond to the vector component, while g_1^R (axial-vector), g_2^R (weak electricity) and g_3^R (induced pseudoscalar) correspond to the axial-vector component of the current.

Our longer term aim is primarily to determine the CKM matrix element $|V_{us}|$ from the $\Delta S = 1$ semi-leptonic decays, [12, 16]

$$\Gamma = \frac{G_F^2}{60\pi^2} (M_B - M_{B'})^5 (1 - 3\delta) |V_{us}|^2 |f_1^R(0)|^2 \left(1 + 3 \left| \frac{g_1^R(0)}{f_1^R(0)} \right|^2 + \dots \right), \quad (6.4)$$

where G_F is the Fermi constant, $\delta = (M_B - M_{B'}) / (M_B + M_{B'})$. Hence for a determination of $|V_{us}|$ we require a knowledge of the form factors $f_1^R(q^2)$ and $g_1^R(q^2)$ at zero 4-momentum transfer, $q^2 = 0$, together with a chiral extrapolation to the physical point. (When at zero momentum transfer the form factors f_1^R and g_1^R are simply the vector, g_V^R , and axial-vector, g_A^R , coupling.) Although this is a

complementary determination to the more common kaon semi-leptonic decay determination, it is more complicated, not least because it involves an axial form factor.

However, as a first step, in this work we have restricted our calculations to the specific case of zero 3-momentum transfer. Thus from eq. (6.2) for the vector case, we compute the linear combination

$$A_{\overline{B}'K^VB}^R(q_{\max}^2) = f_1^R(q_{\max}^2) - \frac{M_B - M_{B'}}{M_B + M_{B'}} f_3^R(q_{\max}^2) \equiv f_0^R(q_{\max}^2). \quad (6.5)$$

Similarly for the axial vector case, from eq. (6.3) we have the combination

$$A_{\overline{B}'K^AB}^R(q_{\max}^2) = g_1^R(q_{\max}^2) - \frac{M_B - M_{B'}}{M_B + M_{B'}} g_2^R(q_{\max}^2) \equiv g_0^R(q_{\max}^2). \quad (6.6)$$

(The notation f_0^R , g_0^R is customary for these form factor combinations.) This is not enough to determine f_1^R and g_1^R at $q^2 = 0$ and at the physical point. (Form factors of matrix elements are functions of both q^2 and δm_l .) So in order to disentangle the form factors and to explore the effects on f_1^R , g_1^R of symmetry breaking it will be required, in the future, to examine these form factors at various values of transferred momenta so that they can be separated as discussed in [15, 17, 18]. Phenomenological analyses are given in e.g. [11, 13, 19]. In particular [19] introduces a method similar to ours. The Ademollo–Gatto theorem actually complicates the determination: we now have to find small second order $SU(3)$ flavour symmetry effects, which appear here to be very small.

Note that this determination does not require an explicit determination of the lattice renormalisation constants Z_V and Z_A ; as we are interested in deviations from the $SU(3)$ flavour symmetric value, it is sufficient to normalise the result either at the symmetric point or (equivalently) with the averages X_{F_V} and X_{D_A}, X_{F_A} .

7. Conclusions

We have taken the first steps in determining $SU(3)$ symmetry breaking effects for matrix elements of all bilinear quark operators for the baryon octet. The strategy of lattice simulations from a point on the $SU(3)$ flavour symmetric along the path to the physical point keeping the average quark mass constant is ideally suited to investigating these effects. While of intrinsic interest themselves, of more phenomenological interest is the determination of form factors relevant to determination of the CKM matrix element $|V_{us}|$. This requires more complicated momentum transfer computations, and an investigation of $O(\delta m_l^2)$ effects, both of which we are now embarking upon.

8. Acknowledgements

The numerical configuration generation was performed using the BQCD lattice QCD program, [20], on the IBM BlueGeneL at EPCC (Edinburgh, UK), the BlueGeneL and P at NIC (Jülich, Germany), the SGI ICE 8200 at HLRN (Berlin–Hannover, Germany) and the JSCC (Moscow, Russia). The BlueGene codes were optimised using Bagel, [21]. The Chroma software library, [22], was used in the data analysis. This investigation has been supported partly by the DFG under contract SFB/TR 55 (Hadron Physics from Lattice QCD) and by the EU grants 283286 (Hadron

Physics3), 227431 (Hadron Physics2) and 238353 (ITN STRONGnet). JMZ is supported by the Australian Research Council grant FT100100005. We thank all funding agencies.

References

- [1] W. Bietenholz *et al.*, [QCDSF–UKQCD Collaboration], *Phys. Lett.* **B690** 436 (2010), [arXiv:1003.1114[hep-lat]].
- [2] W. Bietenholz *et al.*, [QCDSF–UKQCD Collaboration], *Phys. Rev.* **D84** 054509 (2011), [arXiv:1102.5300[hep-lat]].
- [3] M. Gell-Mann, *Phys. Rev.* **125** (1962) 1067.
- [4] S. Okubo, *Prog. Theor. Phys.* **27** (1962) 949.
- [5] R. Horsley *et al.*, arXiv:1206.3156[hep-lat].
- [6] M. Ademollo and R. Gatto, *Phys. Rev. Lett.* **13** (1964) 264.
- [7] G. Martinelli and C. T. Sachrajda, *Nucl. Phys.* **B316** (1989) 355.
- [8] W. Wilcox *et al.*, *Phys. Rev.* **D46** (1992) 1109, [arXiv:hep-lat/9205015].
- [9] S. Capitani *et al.*, *Nucl. Phys. Proc. Suppl.* **73** (1999) 294, arXiv:hep-lat/9809172.
- [10] M. Göckeler *et al.*, *PoS(Lattice 2010)* **165** (2010), [arXiv:1101.2806[hep-lat]].
- [11] N. Cabibbo *et al.*, *Ann. Rev. Nucl. Part. Sci.* **53** (2003) 39, [arXiv:hep-ph/0307298]; *Phys. Rev. Lett.* **92** (2004) 251803, [arXiv:hep-ph/0307214].
- [12] J.-M. Gaillard and G. Sauvage, *Ann. Rev. Nucl. Part. Sci.* **34** (1984) 351.
- [13] V. Mateu and A. Pich, *JHEP* **0510** (2005) 041, [arXiv:hep-ph/0509045].
- [14] N. Cundy *et al.*, [QCDSF–UKQCD Collaboration], *Phys. Rev.* **D79** (2009) 094507, [arXiv:0901.3302[hep-lat]].
- [15] S. Sasaki and T. Yamazaki, *Phys. Rev.* **D79** (2009) 074508, [arXiv:0811.1406[hep-lat]].
- [16] I. Bender *et al.*, *Zeit. für Physik* **212** (1968) 190.
- [17] S. Sasaki, arXiv:1209.6115[hep-lat].
- [18] D. Guadagnoli *et al.*, *Nucl. Phys.* **B761** (2007) 63, [arXiv:hep-ph/0606181].
- [19] T. Yamanishi, *Phys. Rev.* **D76** (2007) 014006, [arXiv:0705.4340[hep-ph]].
- [20] Y. Nakamura and H. Stüben, *PoS(Lattice 2010)* **040** (2010), arXiv:1011.0199[hep-lat].
- [21] P. A. Boyle, *Comp. Phys. Comm.* **180** (2009) 2739.
- [22] R. G. Edwards and B. Joó, *Nucl. Phys. Proc. Suppl.* **140** (2005) 832, arXiv:hep-lat/0409003.