

Precise charm-quark mass from deep-inelastic scattering

S. Alekhin^{a,b}, J. Blümlein^b, K. Daum^{c,1}, K. Lipka^d and S. Moch^{b,e}

^a*Institute for High Energy Physics
 142281 Protvino, Moscow region, Russia*

^b*Deutsches Elektronensynchrotron DESY
 Platanenallee 6, D-15738 Zeuthen, Germany*

^c*Bergische Universität Wuppertal
 Gaußstraße 20, D-42097 Wuppertal, Germany*

^d*Deutsches Elektronensynchrotron DESY
 Notkestraße 85, D-22607 Hamburg, Germany*

^e*II. Institut für Theoretische Physik, Universität Hamburg
 Luruper Chaussee 149, D-22761 Hamburg, Germany*

Abstract

We present a determination of the charm-quark mass in the $\overline{\text{MS}}$ scheme using the data combination of charm production cross section measurements in deep-inelastic scattering at HERA. The framework of global analyses of the proton structure accounts for all correlations of the charm-quark mass with the other non-perturbative parameters, most importantly the gluon distribution function in the proton and the strong coupling constant $\alpha_s(M_Z)$. We obtain at next-to-leading order in QCD the value $m_c(m_c) = 1.15 \pm 0.04(\text{exp})_{-0.00}^{+0.04}(\text{scale})$ GeV and at approximate next-to-next-to-leading order $m_c(m_c) = 1.24 \pm 0.03(\text{exp})_{-0.02}^{+0.03}(\text{scale})_{-0.07}^{+0.00}(\text{theory})$ GeV with an accuracy competitive with other methods.

¹Permanent address: DESY, Notkestraße 85, D-22607 Hamburg, Germany

1 Introduction

The charm quark is the lightest of the heavy quarks. Yet, the value of its mass m_c is much larger than the scale Λ_{QCD} of Quantum Chromodynamics (QCD), i.e., $m_c \gg \Lambda_{\text{QCD}}$. Thus, scattering processes involving charm quarks are subject to QCD dynamics at scales of the order of m_c , where perturbative QCD predictions apply. This offers the opportunity to extract m_c by comparing experimental data for an appropriate observable to quark mass dependent theoretical predictions in perturbative QCD. This procedure does require some care, though. After all, quark masses are formal parameters of the QCD Lagrangian, but do not belong to the set of observables in Quantum Field Theory. Quarks and gluons do not belong to the asymptotic states at $t \rightarrow \pm\infty$ and already on grounds of the LSZ-theorem their mass is not the usual mass of a stable elementary particle, like the electron. No free quarks are observed in nature. As known from perturbation theory, the QCD corrections to the quark masses are renormalization scheme-dependent. Any quantification of these formal parameters necessarily assumes a definite choice of scheme a priori.

In the past, high precision cross-section data from e^+e^- -collisions have been the basis for such charm quark mass determinations. The available data from e^+e^- -annihilation into hadrons span a large range of center-of-mass energies and can be used in QCD sum rule analyses based on perturbative QCD predictions to high orders in the coupling constant resulting in precise m_c values from scattering processes with time-like kinematics, see, e.g., [1]. The recently available high precision data for charm quark production in deep-inelastic scattering (DIS) at the HERA collider now provide the attractive opportunity for a m_c extraction from scattering processes with space-like kinematics. This is interesting per se for consistency tests of the Standard Model. Moreover, the precision now reached by the DIS measurements allows for an m_c determination with an accuracy comparable to the one achieved in QCD sum rule analyses.

In the present paper we use the new data combination of charm production cross section measurements in DIS at HERA [2] to determine m_c in the $\overline{\text{MS}}$ scheme by comparing to QCD predictions at next-to-leading (NLO) and next-to-next-to-leading (NNLO) order. We apply the formalism developed in Ref. [3] and fit m_c to the cross section data together with all other non-perturbative parameters, of which the gluon distribution function in the proton and the strong coupling constant $\alpha_s(M_Z)$ in particular exhibit a significant correlation with m_c . For this purpose, we update the parton distribution function (PDF) analysis ABM11 [4] with the new combined HERA data [2] included. Like ABM11, also the new variant of the present paper uses the $\overline{\text{MS}}$ renormalization scheme for $\alpha_s(M_Z)$ and the heavy-quark masses. It is performed in the so-called fixed-flavor number (FFN) scheme for $n_f = 3$ light quarks to be dealt with massless. The latter feature is rather important because in a global fit such as ABM11 already the data for completely inclusive DIS measurements from HERA put significant constraints on the value of m_c due to the correlations mentioned. The FFN scheme allows for a well-defined description of open charm production in QCD, and the radiative corrections, i.e., the Wilson coefficients of the hard scattering process, are available exactly to NLO [5–7] (see also Ref. [8]) and to NNLO in an approximation for the most important parts, that is the gluon and quark pure-singlet Wilson coefficients [9].

The present study complements a previous determination of the c -quark mass [10] in the $\overline{\text{MS}}$ scheme based on data from the H1 collaboration [11, 12] for open charm production. Those data are available in differential distributions so that the effect of value of m_c on the extrapolation to the unmeasured region for the inclusive cross section has been carefully examined. In this way, Ref. [10] has obtained the $\overline{\text{MS}}$ mass $m_c(\mu_r = m_c) \equiv m_c(m_c)$ for the renormalization scale choice

$\mu_r = m_c$ at NLO to $m_c(m_c) = 1.27 \pm 0.05(\text{exp})_{-0.01}^{+0.06}(\text{scale})$ GeV and at approximate NNLO to $m_c(m_c) = 1.36 \pm 0.04(\text{exp})_{-0.00}^{+0.04}(\text{scale}) \pm 0.1(\text{theory})$ GeV, respectively.

The present paper is organized as follows. In Sec. 2 we briefly recount the essential features of the data combination of Ref. [2]. Sec. 3 contains the analysis and the new result for $m_c(m_c)$ together with a detailed discussion on the impact of the new data set on the fit and the correlations of m_c with the gluon distribution and the strong coupling $\alpha_s(M_Z)$. We conclude in Sec. 4 emphasizing that the accuracy of the m_c determination from DIS data becomes competitive with other methods, e.g., QCD sum rule analyses.

2 Data

The c -quark mass determination is conducted within the framework of a global analyses provided by the ABM11 fit [4]. The ABM11 analyses [4] has evolved from the previous ABKM09 fit [13] and is based on world data for deep-inelastic scattering from HERA, and fixed target experiments and the Tevatron results on the Drell-Yan process. These data are supplemented by the recently published combined charm production cross sections in DIS at HERA [2] and are used as input for the QCD analysis at NLO and NNLO.

Reduced cross sections for charm production were measured in the kinematic range of photon virtuality $2.5 \leq Q^2 \leq 2000 \text{ GeV}^2$ and Bjorken scaling variable $3 \cdot 10^{-5} \leq x \leq 5 \cdot 10^{-2}$. The measurement was based on the combination of results obtained by using different charm tagging techniques: the reconstruction of D or D^* mesons, the identification of muons from semi-leptonic decays of charmed hadrons or by exploiting the long lifetime in charmed hadron decays. The individual measurements were performed in different experimentally accessible (visible) phase space regions, depending on the experimental technique applied or on the different acceptances of the detector components used. For D -meson and muon production, the visible cross section measurements were extrapolated to the full phase space using predictions from perturbative QCD to NLO in the FFN scheme [5, 6, 8]. The quoted uncertainties in the extrapolation include those due to the variations of the factorization and renormalization scales, μ_f, μ_r , simultaneously by a factor of 1/2 and 2 around the nominal scale, as well as of the charm quark mass in the range $1.35 < m_c^{\text{pole}} < 1.65 \text{ GeV}$ for the pole mass m_c^{pole} used in Refs. [5, 6, 8].

The correlated systematic uncertainties and the normalization of the different measurements were accounted for in the combination procedure such that one consistent data set has been obtained. Since different experimental techniques of charm tagging were employed, the combination led to a significant reduction of the statistical and systematic uncertainties. However, due the combination procedure the information about the extrapolation factors and their uncertainties for the individual input data sets cannot be provided. Therefore, a detailed analysis similar to the previous one performed in Ref. [10] taking into account the dependence of the extrapolation factor on the assumption of the charm mass in the underlying theory is not possible here. Instead, the results on the combined reduced charm cross sections at particular kinematical points (x, Q^2) are used in the current analysis with account of the correlations of the uncertainties as provided by the experiments [14].

3 Analysis

The theoretical framework applied in the present analysis of the combined HERA data [2] essentially coincides with the one used earlier in the determination of the c -quark mass [10] with the H1 data on open charm production [11, 12]. We compute the heavy-quark contribution to the DIS cross section in the scheme with $n_f = 3$ massless flavors in the initial state. The running-mass definition is employed for the heavy-quark Wilson coefficients, which comprise the NLO terms [3] derived from the calculations performed with the pole mass definition [5] and the NNLO terms [9]. The latter are denoted by $\text{NNLO}_{\text{approx}}$ in the following, obtained by interpolation between existing soft-gluon threshold resummation results and approximate relations for the Wilson coefficients at $Q^2 \gg m^2$ taking advantage of selected Mellin moments for the massive operator-matrix elements at NNLO given in Refs. [15–19]. and the massless 3-loop Wilson coefficients [20]. The residual interpolation uncertainty which appears due to the finite number of Mellin moments being known is quantified by two options, $c_2^{(2),A}$ and $c_2^{(2),B}$, for the constant terms in the Wilson coefficients at NNLO [9]. In the present analysis the shape of the NNLO correction is defined as a linear interpolation between these options using the ansatz

$$c_2^{(2)} = (1 - d_N)c_2^{(2),A} + d_Nc_2^{(2),B}. \quad (1)$$

The Fortran code `OPENQCDRAD` for the numerical computation of all cross sections in the present analysis is publicly available [21].

Our determination of m_c is based on the 3-flavor ABM11 PDFs [4]. However, those PDFs were obtained at the fixed value of $m_c(m_c) = 1.27$ GeV. In order to provide a consistent treatment of the PDF dependence on m_c we employ in the present analysis a set of m_c -dependent PDFs produced by interpolating between the variants of the ABM11 fit with the value of $m_c(m_c)$ scanned over the range of 0.9 – 1.35 GeV. By fitting to the combined HERA charm data in this way we obtain the following c -quark mass values in the $\overline{\text{MS}}$ scheme

$$m_c(m_c) = 1.20 \pm 0.05(\text{exp}) \quad \text{NLO}, \quad (2)$$

$$m_c(m_c) = 1.30 \pm 0.04(\text{exp}) \quad \text{NNLO}_{\text{approx}}. \quad (3)$$

Here the NNLO value corresponds to $d_N = -0.4$ which provides the best agreement with the data in line with the approach of Ref. [10]. The experimental uncertainties in $m_c(m_c)$ are calculated by propagation of the errors in the data, taking into account the systematic error correlations. For the combined HERA data [2] they stem from 48 sources including the extrapolation of the visible charm production cross section to the full phase space². This extrapolation is sensitive to the calculation details, such as fragmentation-model parameters, the PDFs, the value of m_c , etc. The corresponding systematic errors encode the impact of the sensible variation of these parameters on the cross section values. Ideally, the extrapolation correction has to be calculated in the analysis iteratively, in parallel with fitting m_c and the PDFs, as it has been done in the earlier determination of m_c in Ref. [10] based on the selected set of the H1 open charm production data. As discussed in Sec. 2, this approach is inapplicable in the present analysis because the necessary information about the visible phase space is lost in the combination of the H1 and ZEUS data. The extracted value

²The combined HERA data on open charm production with their systematic uncertainties used in the present analysis are available from <http://arxiv.org> as an attachment to the arXiv version of the present paper.

of m_c thus faces a procedural bias due to the fact that the extrapolation corrections are calculated for a fixed value of m_c . However, the corresponding uncertainty was estimated in Ref. [2] by a conservative variation of the input used in the extrapolation correction. Therefore, the quoted experimental uncertainties in m_c must exceed this bias.

The central values of m_c in Eqs. (2) and (3) are lower than those in our earlier determination in Ref. [10]. In particular, this difference can be explained by a shift of the data obtained by the H1 and ZEUS experiments in the process of their combination, cf. Ref. [2] for details. Besides, the NNLO correction employed in Ref. [10] corresponds to the interpolation parameter $d_N = -0.6$, which is somewhat different from the one obtained in the present analysis, which causes an additional shift of $m_c(m_c)$ in NNLO. However, in any case the values of $m_c(m_c)$ in Eqs. (2) and (3) are compatible with the results of Ref. [10] within the uncertainties.

To study the sensitivity of the m_c determination to the particular choice of PDFs we repeat our analysis considering other 3-flavor PDFs. For this purpose, we take in all cases the nominal PDFs obtained with the fixed values of the c -quark mass. The NNLO values of m_c obtained in this way demonstrate good agreement, cf. Tab. 1. At NLO only the ABM11 [4] and GJR [22, 23] results coincide, while lower values are obtained in case of MSTW08 [24] and NN21 [25]. This difference may partly appear due to a spread in the c -quark mass taken in different PDF fits. However, the difference between the ABM11 results obtained with and without taking into account the m_c -dependence of PDFs is of $O(10)$ MeV, cf. Tab. 1 and Eqs. (2) and (3). This may point to other reasons for this difference. In fact, it is also correlated with the scheme used in the PDF fits. While the ABM11 and JR PDFs are based on the 3-flavor scheme, the MSTW and NNPDF analysis are performed with different versions of a general-mass variable-flavor-number (GMVFN) scheme. In particular, this explains the difference at NLO between the MSTW and ABM/GJR results since the GMVFN scheme commonly deviates at NLO from the 3-flavor one to a larger extent than at NNLO. Recall also, that all PDF fits except ABM11, refer to the on-shell scheme for heavy quarks and compare to theoretical predictions using the pole mass m_c^{pole} .

| | ABM11 [4] | JR(GJR) [22, 23] | MSTW08 [24] | NN21 [25] |
|------|-----------|------------------|-------------|-----------|
| NLO | 1.21 | 1.21 | 1.12 | 1.01 |
| NNLO | 1.28 | 1.27 | 1.29 | — |

Table 1: The value of $m_c(m_c)$ in GeV obtained from the analysis of the combined HERA data on open charm production [2] with different 3-flavor PDFs in NLO and NNLO. Note, the ABM11 values are different from the ones in Eqs. (2) and (3) since the latter were obtained within the m_c -dependent variant of the ABM11 PDFs.

Although Eqs. (2) and (3) for $m_c(m_c)$ are based on a consistent treatment of the PDF's c -quark mass dependence, the constraints on the variation of those PDFs with m_c imposed by the data included in the ABM11 fit are not yet taken into account in the the determination of those numbers. To take advantage of the sensitivity of charm production in neutrino-nucleon scattering [26,27] and the inclusive DIS to the charm mass we also perform the NLO and NNLO variants of ABM11 fit, which includes those data together with the HERA charm data of Ref. [2] added and the value of

$m_c(m_c)$ considered as a fitted parameter³. From these versions of the fit we obtain the values of

$$m_c(m_c) = 1.15 \pm 0.04(\text{exp})_{-0.00}^{+0.04}(\text{scale}) \quad \text{NLO}, \quad (4)$$

$$m_c(m_c) = 1.24 \pm 0.03(\text{exp})_{-0.02}^{+0.03}(\text{scale})_{-0.07}^{+0.00}(\text{th}), \quad \text{NNLO}_{\text{approx}}, \quad (5)$$

where the NNLO value corresponds to $d_N = -0.1$. This provides the best description of data with χ^2 normalized by the number of data points (NDP), $\chi^2/NDP = 3459/3080$ for the whole data set and $\chi^2/NDP = 61/52$ for the combined HERA charm data, cf. also Fig. 1. At the same time, the option B of the massive NNLO correction of Ref. [9] corresponding to $d_N = 1$ is clearly disfavored by the data giving $\chi^2/NDP = 115/52$ for the HERA charm data and $\chi^2/NDP = 3547/3080$ for the whole data set. Therefore we estimate the uncertainty due to the massive NNLO correction choice as variation between the values of $m_c(m_c)$ obtained with $d_N = -0.1$ and $d_N = 0.5$ in Eq. (1). This yields the value of 0.07 GeV quoted in Eq. (5) as an estimate of the theoretical uncertainty. The scale uncertainty in $m_c(m_c)$ is calculated as a variation due to a change in the factorization scale by a factor of 1/2 and 2 around the nominal value of $\sqrt{m_c^2 + \kappa Q^2}$, where $\kappa = 4$ for neutral-current and $\kappa = 1$ for charge-current heavy-quark production, respectively. For the NLO case both these variations lead to an increase in $m_c(m_c)$ and we select the bigger shift as the uncertainty due to the scale variation. The NNLO scale uncertainty in $m_c(m_c)$ is asymmetric and smaller than the NLO one, in line with the estimates of Ref. [9]. The experimental error of m_c is reduced due to the constraints on the PDFs by the inclusive DIS data. The theoretical error due to missing higher order corrections is the dominant source of uncertainty in m_c .

The central value of $m_c(m_c)$ obtained at NLO in Ref. [2] for the combined HERA data including the data on charm production, i.e., $m_c(m_c) = 1.26 \pm 0.05(\text{exp})$ GeV, turns out to be bigger than our NLO result. It is important to note that this value is obtained from a scan of $m_c(m_c)$ and not in a simultaneous fit of the PDFs and the charm quark mass. Also, partially the difference to our result can be explained by the different cuts on Q^2 imposed in the analysis of Ref. [2] and ours. By changing our cut of $Q^2 > 2.5$ GeV² to the cut of $Q^2 > 3.5$ GeV² used in [2] we get a shift of +0.03 GeV our NLO value of $m_c(m_c)$ in Eq. (4). Another source for the difference is the data on dimuon production in neutrino-nucleon DIS [26, 27] included in ABM11. By excluding this data set, we obtain a shift of +0.04 GeV for the c -quark mass in Eq. (4). Note, that the value of $m_c(m_c)$ of Ref. [2] is also systematically bigger than the NLO entries in Tab. 1 which are obtained with fixed PDFs. Therefore the remaining difference between Eq. (4) and $m_c(m_c)$ of Ref. [2] is evidently also related to particularities of the shape of HERA PDFs used in Ref. [2].

Let us finally discuss a number of cross checks. Operating in the framework of a global analysis of the proton structure as provided by ABM11 offers the possibility to account consistently for all correlations of the c -quark mass with non-perturbative parameters of the fit of which the gluon distribution function and the strong coupling constant $\alpha_s(M_Z)$ exhibit the strongest correlation with m_c . We observe, that the shape of the gluon distribution obtained in the present fit is somewhat modified with respect to the ABM11 PDFs, cf. Fig. 2. However, the changes are basically found to be within the PDFs uncertainties. The sea distribution is affected to a lesser extent and the other PDFs are practically unchanged.

³To allow for a variation of the factorization scale in the present analysis a cut of $Q^2 > 2$ GeV² is imposed on the data for dimuon production in neutrino-nucleon DIS [26, 27], while in the analysis of Ref. [4] these data with $Q^2 \simeq 1$ GeV² were used.

The correlation of the fitted value of m_c with the strong coupling constant $\alpha_s(M_Z)$ is shown in Fig. 3 for a variation of the value of $\alpha_s(M_Z)$ in the range $\alpha_s(M_Z) = 0.110 - 0.122$. Recall, that the analysis of ABM11 [4] has obtained $\alpha_s(M_Z) = 0.1180 \pm 0.0012$ at NLO and $\alpha_s(M_Z) = 0.1134 \pm 0.0011$ at NNLO as best fits. Fig. 3 demonstrates a remarkable stability of the c -quark mass both at NLO and NNLO. Considering a variation of $0.115 \leq \alpha_s(M_Z) \leq 0.119$ the shift of $\Delta m_c(m_c)$ is confined within an interval of 20 MeV for the NLO case and for a range of $0.110 \leq \alpha_s(M_Z) \leq 0.114$ at NNLO within an interval of 10 MeV only. This is to be compared with the $\alpha_s(M_Z)$ dependence inherent in QCD sum rule analyses. For example, for a variation of $0.113 \leq \alpha_s(M_Z) \leq 0.119$ Ref. [29] observes a linear growth of the value of $m_c(m_c)$ with a maximal shift of $\Delta m_c(m_c) = 25$ MeV (cf. Fig. 11a in [29]). In contrast, the numbers for $m_c(m_c)$ determined in Eqs. (4) and (5) do not carry such bias with respect to the value of the strong coupling constant.

To conclude the discussion we also convert the values of $m_c(m_c)$ in Eqs. (4) and (5) to the on-shell scheme. Using the well-known relations for the scheme transformation as encoded in [30] and the values for $\alpha_s(M_Z)$ of ABM11 at NLO and NNLO, we obtain

$$m_c^{\text{pole}} = 1.35 \pm 0.05(\text{exp})_{-0.00}^{+0.05}(\text{scale}) \quad \text{NLO}, \quad (6)$$

$$m_c^{\text{pole}} = 1.59 \pm 0.04(\text{exp})_{-0.03}^{+0.04}(\text{scale})_{-0.09}^{+0.00}(\text{th}), \quad \text{NNLO}_{\text{approx}}. \quad (7)$$

As to be expected, the numerical values for m_c^{pole} are larger than the values given in Eqs. (4) and (5) and those positive corrections grow in size, i.e., the shift of the central value amount to $\Delta m_c(m_c) = 200$ MeV at NLO and $\Delta m_c(m_c) = 350$ MeV at NNLO. The increasing spread between the numbers in Eqs. (6) and (7) can illustrate the poor perturbative convergence of the pole mass scheme which is particularly pronounced at the low scales relevant for DIS charm production.

4 Conclusions

The new combined HERA data for charm production cross section measurements in DIS allows for a precise determination of the charm-quark mass in the $\overline{\text{MS}}$ scheme by comparing to QCD theory predictions in the FFN scheme at NLO and NNLO. Embedding the data analysis in a global fit takes advantage of a well-established theory framework and, simultaneously accounts for all correlations with other non-perturbative parameters, of which the gluon PDF in the proton and the strong coupling constant $\alpha_s(M_Z)$ are most important and have been studied in detail.

The effect of the HERA DIS charm data on the extraction of $m_c(m_c)$ has been demonstrated in Eqs. (2), (3). Yet, the full potential for a precision determination of $m_c(m_c)$ unfolds in a global fit due the additional constraints imposed by the inclusive HERA data and those from neutrino-nucleon DIS. Thus, the best values for the c -quark mass are $m_c(m_c) = 1.15 \pm 0.04(\text{exp})_{-0.00}^{+0.04}(\text{scale})$ GeV at NLO and $m_c(m_c) = 1.24 \pm 0.03(\text{exp})_{-0.02}^{+0.03}(\text{scale})_{-0.07}^{+0.00}(\text{theory})$ GeV at approximate NNLO, cf. Eqs. (4) and (5), although the accuracy of the latter determination still suffers from missing information on the three-loop Wilson coefficients for neutral current DIS heavy quark production at small- x and small values of Q^2 . This implies an additional theoretical uncertainty on $m_c(m_c)$ estimated to be in the range $-70 \leq \Delta m_c \leq 0$ MeV. The obtained values in Eqs. (4) and (5) are compatible with the previous analysis of Ref. [10] and with the world average $m_c(m_c) = 1.275 \pm 0.025$ GeV as summarized by the particle data group [1]. The accuracy of the determination is competitive with other approaches, e.g., from scattering reactions in time-like kinematics.

Acknowledgments

We acknowledge fruitful discussions with R. Plačakytė. This work has been supported in part by Helmholtz Gemeinschaft under contract VH-HA-101 (*Alliance Physics at the Terascale*), VH-NG-401 (*Young Investigator group "Physics of gluons and heavy quarks"*), by the Deutsche Forschungsgemeinschaft in Sonderforschungsbereich/Transregio 9 and by the European Commission through contract PITN-GA-2010-264564 (*LHCPhenoNet*).

References

- [1] Particle Data Group, J. Beringer *et al.*, Phys. Rev. **D86**, 010001 (2012).
- [2] H1 and ZEUS Collaboration, H. Abramowicz *et al.*, (2012), arXiv:1211.1182.
- [3] S. Alekhin and S. Moch, Phys.Lett. **B699**, 345 (2011), arXiv:1011.5790.
- [4] S. Alekhin, J. Blümlein, and S. Moch, Phys.Rev. **D86**, 054009 (2012), arXiv:1202.2281.
- [5] E. Laenen, S. Riemersma, J. Smith, and W. van Neerven, Nucl.Phys. **B392**, 162 (1993).
- [6] S. Riemersma, J. Smith, and W. van Neerven, Phys.Lett. **B347**, 143 (1995), hep-ph/9411431.
- [7] I. Bierenbaum, J. Blümlein, and S. Klein, Phys.Lett. **B672**, 401 (2009), arXiv:0901.0669.
- [8] B. Harris and J. Smith, Nucl.Phys. **B452**, 109 (1995), hep-ph/9503484.
- [9] H. Kawamura, N. Lo Presti, S. Moch, and A. Vogt, Nucl.Phys. **B864**, 399 (2012), arXiv:1205.5727.
- [10] S. Alekhin, K. Daum, K. Lipka, and S. Moch, Phys. Lett. B **718** (2012) 550, arXiv:1209.0436.
- [11] H1 Collaboration, F. Aaron *et al.*, Phys.Lett. **B686**, 91 (2009), arXiv:0911.3989.
- [12] H1 Collaboration, F. Aaron *et al.*, Eur.Phys.J. **C65**, 89 (2010), arXiv:0907.2643.
- [13] S. Alekhin, J. Blümlein, S. Klein, and S. Moch, Phys.Rev. **D81**, 014032 (2010), arXiv:0908.2766.
- [14] H1 and ZEUS Collaboration, https://www.desy.de/h1zeus/combined_results/ .
- [15] M. Buza *et al.*, Nucl. Phys. B **472** (1996) 611, hep-ph/9601302.
- [16] I. Bierenbaum, J. Blümlein and S. Klein, Nucl. Phys. B **780** (2007) 40, hep-ph/0703285.
- [17] I. Bierenbaum, J. Blümlein, S. Klein, and C. Schneider, Nucl.Phys. **B803**, 1 (2008), arXiv:0803.0273.
- [18] I. Bierenbaum, J. Blümlein, and S. Klein, Nucl.Phys. **B820**, 417 (2009), arXiv:0904.3563.
- [19] J. Ablinger *et al.*, Nucl. Phys. B **844** (2011) 26, arXiv:1008.3347.
- [20] J. A. M. Vermaseren, A. Vogt and S. Moch, Nucl. Phys. B **724** (2005) 3, hep-ph/0504242.
- [21] OPENQCDRAD. version 1.6, <http://www-zeuthen.desy.de/~alekhin/OPENQCDRAD> .
- [22] M. Glück, P. Jimenez-Delgado, and E. Reya, Eur.Phys.J. **C53**, 355 (2008), arXiv:0709.0614.
- [23] P. Jimenez-Delgado and E. Reya, Phys.Rev. **D79**, 074023 (2009), arXiv:0810.4274.
- [24] A. Martin, W. Stirling, R. Thorne, and G. Watt, Eur.Phys.J. **C63**, 189 (2009), arXiv:0901.0002.
- [25] R. D. Ball *et al.*, Nucl.Phys. **B849**, 296 (2011), arXiv:1101.1300.
- [26] CCFR Collaboration, A. Bazarko *et al.*, Z.Phys. **C65**, 189 (1995), hep-ex/9406007.
- [27] NuTeV Collaboration, M. Goncharov *et al.*, Phys.Rev. **D64**, 112006 (2001), hep-ex/0102049.
- [28] S. Alekhin, S. A. Kulagin, and R. Petti, Phys.Lett. **B675**, 433 (2009), arXiv:0812.4448.
- [29] B. Dehnadi, A. H. Hoang, V. Mateu, and S. M. Zebarjad, (2011), arXiv:1102.2264.
- [30] K. Chetyrkin, J. H. Kühn, and M. Steinhauser, Comput.Phys.Commun. **133**, 43 (2000), hep-ph/0004189.

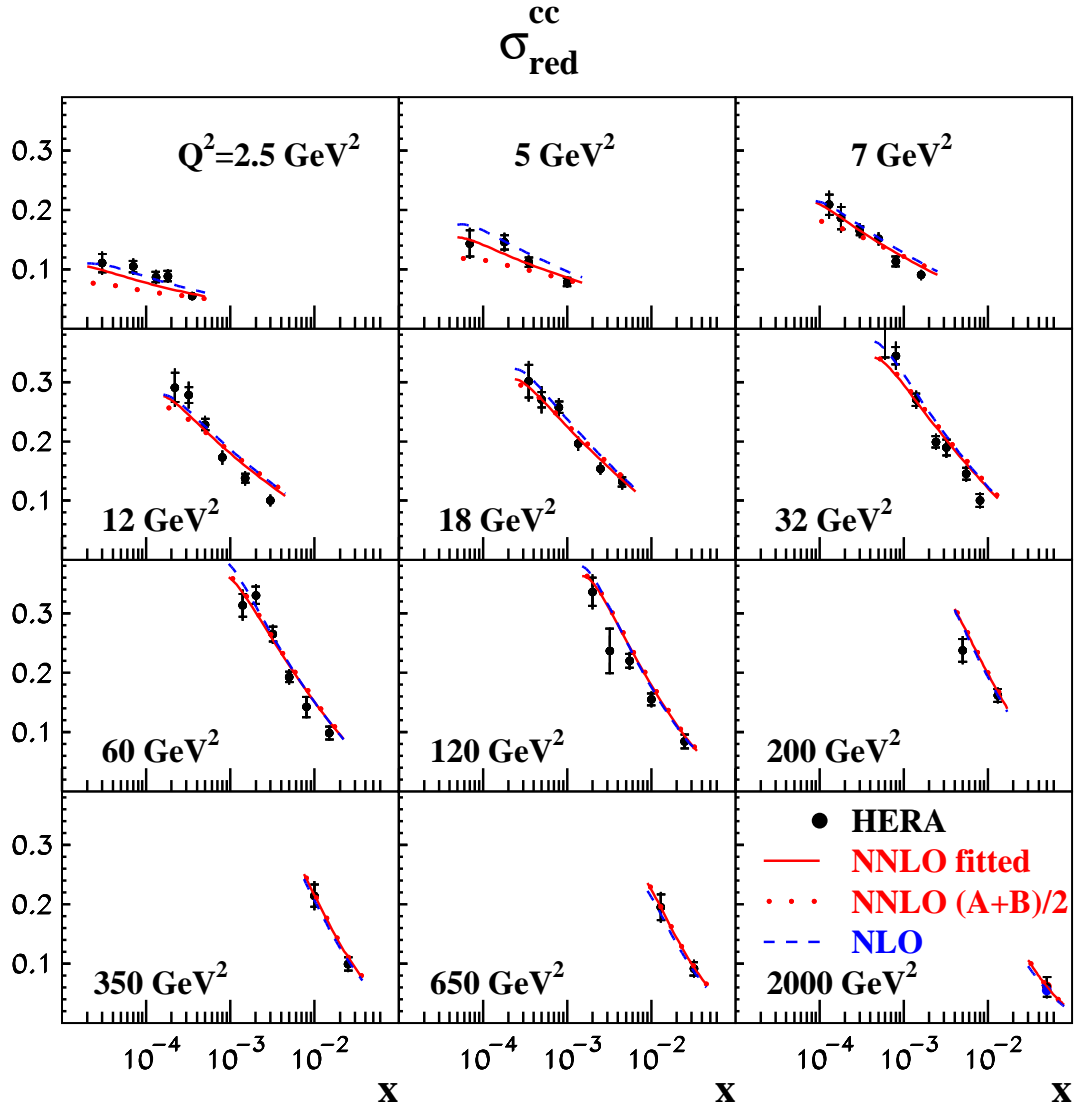


Figure 1: The combined HERA data on the reduced cross section for the open charm production [2] versus x at different values of Q^2 in comparison with the result of the present analysis at NLO (dashed line) and NNLO (solid line). A variant of the fit based on the option (A+B)/2 of the NNLO Wilson coefficients of Ref. [9], cf. Eq. (1), is displayed for comparison (dotted line).

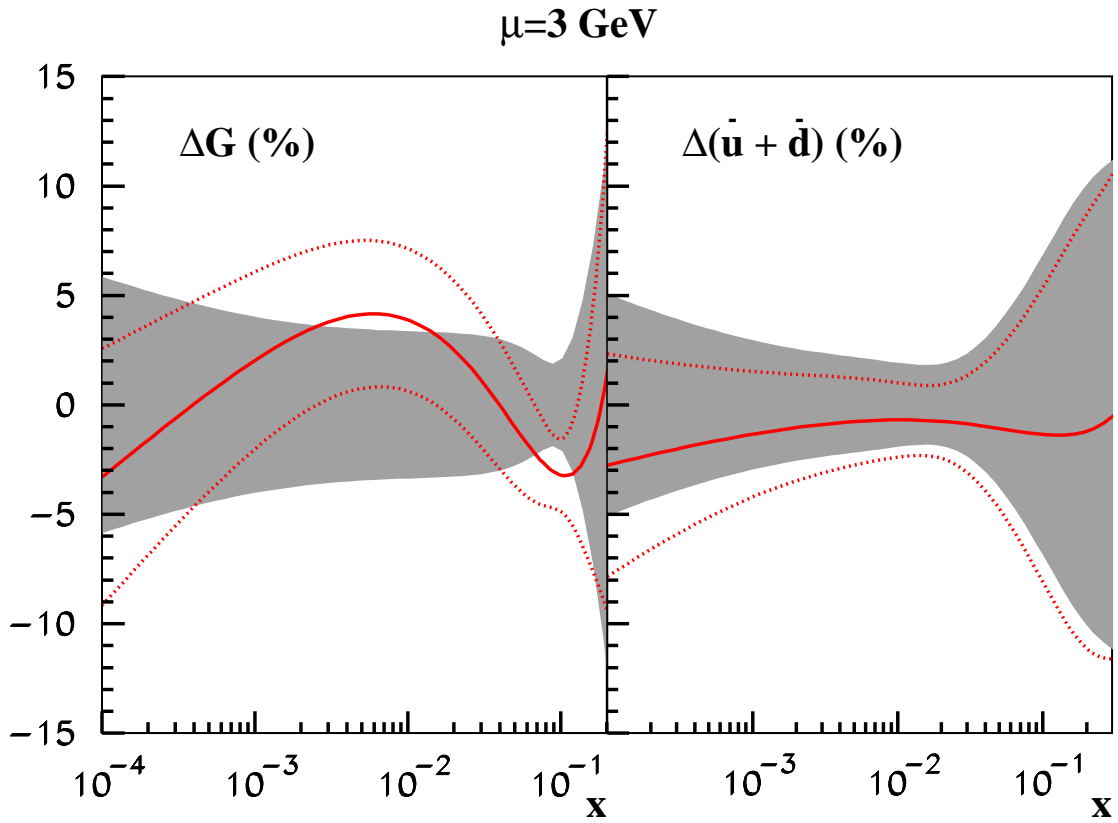


Figure 2: The relative change in the NNLO gluon (left) and non-strange sea (right) distributions obtained in the present analysis with respect to the ABM11 PDFs (solid lines). The relative uncertainties in the PDFs are displayed for comparison (shaded area: ABM11, dotted lines: present analysis).

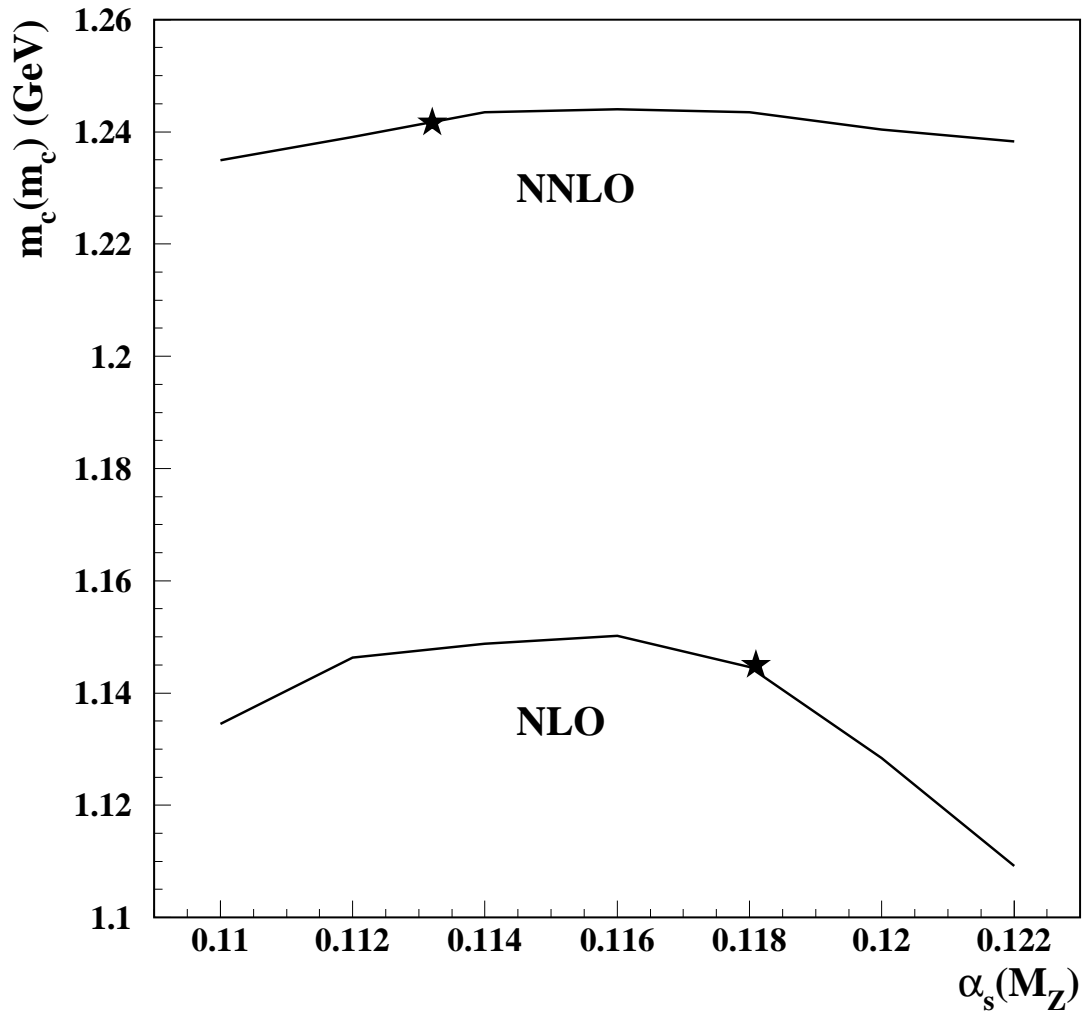


Figure 3: The values of $m_c(m_c)$ obtained in the NLO and NNLO variants of the ABM11 fit with the combined HERA charm data [2] included and the value of $\alpha_s(M_Z)$ fixed. The position of the star displays the result with the value of $\alpha_s(M_Z)$ fitted [4].