

Phase-tunable colossal magneto-heat resistance in ferromagnetic Josephson thermal valves

F. Giazotto^{1,*} and F. S. Bergeret^{2,3,4,†}

¹NEST, Istituto Nanoscienze-CNR and Scuola Normale Superiore, I-56127 Pisa, Italy

²Centro de Física de Materiales (CFM-MPC), Centro Mixto CSIC-UPV/EHU,

Manuel de Lardizabal 4, E-20018 San Sebastián, Spain

³Donostia International Physics Center (DIPC), Manuel de Lardizabal 5, E-20018 San Sebastián, Spain

⁴Institut für Physik, Carl von Ossietzky Universität, D-26111 Oldenburg, Germany

We propose a heat valve based on the interplay between *thermal* transport and proximity-induced *exchange* splitting in Josephson tunnel junctions. We demonstrate that the junction heat conductance strongly depends on the relative alignment of the exchange fields induced in the superconductors. *Colossal* magneto-heat resistance ratios as large as $\sim 10^7\%$ are predicted to occur under proper temperature and phase conditions, as well as suitable ferromagnet-superconductor combinations. Moreover, the quantum phase tailoring, intrinsic to the Josephson coupling, offers an additional degree of freedom for the control of the heat conductance. Our predictions for the phase-coherent and spin-dependent tuning of the thermal flux can provide a useful tool for heat management at the nanoscale.

PACS numbers: 85.80.Lp, 74.50.+r, 72.25.-b

The study of heat transport and dynamics in meso- [1] and nanoscopic [2] solid-state systems, is a research field that has attracted much attention in recent years because of the impressive progress achieved in nanoscience and nanofabrication techniques. At such scale heat may play a significant role in determining the properties of the devices, and therefore it is of particular interest to control and manipulate [3, 4] the thermal flux as well to understand the origin of dissipative phenomena. Prototypical cases in which the understanding of heat transport is crucial are, for instance, the fine temperature control in ultrasensitive cryogenic radiation detectors [1], general cooling applications at the nanoscale [1], and the emerging field of *coherent* caloritronic circuitry where the quantum phase allows for enhanced operation [5–11].

It has been known for a few decades that phase-dependent thermal transport through weakly-coupled superconducting condensates is in principle possible [12–16]. However, only recently the first Josephson heat interferometer was demonstrated [17–19]. The experiment of Ref. [19] proves that, in addition to the Josephson charge supercurrent, phase coherence extends to dissipative observables such as the thermal current. This heat interferometer represents a prototypical building block to implement future coherent caloritronic circuits like, for instance, heat transistors and thermal splitters.

In this Letter we put forward the concept of a ferromagnetic Josephson junction acting as a thermal valve. In particular, we address the interplay between thermal transport and proximity-induced *exchange* splitting in a Josephson tunnel weak-link consisting of two superconducting electrodes with an internal exchange splitting. The latter is induced from nearby-contacted ferromagnetic layers [see Fig. 1(a)]. We show that the junction thermal conductance strongly depends on the relative alignment of the exchange fields induced in the superconductors. As a results, *colossal* magneto-heat resistance ratios as large as $\sim 10^7\%$ are predicted to occur for suitable exchange fields and proper temperature conditions. Moreover, the quantum phase tailoring, characteristic for the

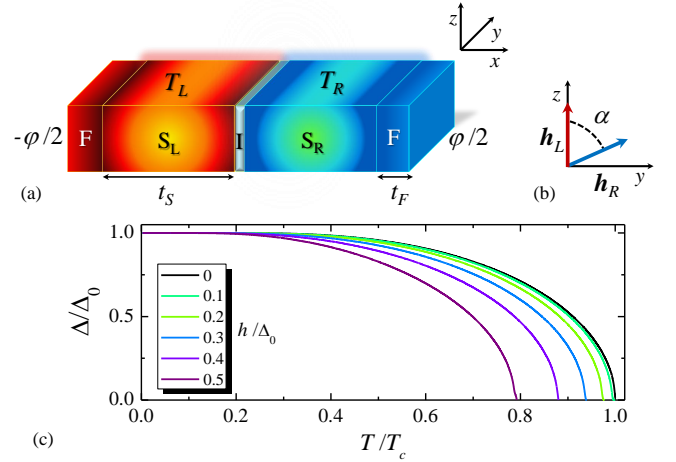


FIG. 1. (Color online) (a) A schematical view of the FSISF Josephson heat valve discussed in the text. (b) The exchange fields ($\mathbf{h}_{L,R}$) in the F layers are confined to the $z-y$ plane, and are misaligned by an angle α . (c) Temperature dependence of the self-consistently calculated superconducting order parameter Δ for different values of the exchange field h . Δ_0 is the zero-temperature, zero-exchange field order parameter and T_c is the superconducting critical temperature.

Josephson effect, adds a further degree of freedom for enhanced heat conductance control.

Our system is schematized in Fig. 1(a). It consists of two equal ferromagnet-superconductor bilayers (FS_{L,R}) tunnel-coupled through an insulating barrier (I) and implementing a Josephson junction. The FS_L and FS_R bilayers are in thermal steady-state and reside at different temperatures T_L and T_R , respectively. For definiteness, we assume $T_L \geq T_R$ so that the structure is temperature-biased only, while there is no voltage drop across the Josephson junction. t_S (t_F) labels the S (F) layer thickness while φ denotes the macroscopic quantum phase difference over the junction. Furthermore, the z -axis is the one parallel to the magnetization (exchange field) of the left F layer (\mathbf{h}_L), which is kept fixed, whereas the one in the

right ferromagnet (\mathbf{h}_R) is misaligned by an angle α [see Fig. 1(b)]. Experimentally this can be achieved either by using ferromagnetic films with different coercive fields or by pinning the magnetization in the left electrode through an exchange-bias with an additional magnetic layer [20]. \mathbf{h}_R can therefore be freely rotated by applying an in-plane magnetic field as low as a few tens of Oe.

We first derive an expression for the heat current (\dot{Q}) flowing through the Josephson junction. The latter can be expressed in terms of the quasiclassical Green's functions (GFs) of the left and right electrodes

$$\dot{Q} = \frac{1}{16e^2 R_N} \int d\varepsilon \text{Tr} \left\{ [G_R, G_L]^K \right\} d\varepsilon. \quad (1)$$

Here the trace is taken over the spin \otimes particle-hole space while the functions $\check{G}_{R(L)}$ are 8×8 matrices in the Keldysh \otimes particle-hole \otimes spin space:

$$G_j = \begin{pmatrix} \check{g}_j^R & \check{g}_j^K \\ 0 & \check{g}_j^A \end{pmatrix}, \quad (2)$$

where $j = R, L$. The symbols $\check{\cdot}$ and $\hat{\cdot}$ denote 4×4 matrices in particle-hole \otimes spin and 2×2 matrices in spin-space, respectively. Furthermore, R_N is the normal-state resistance of the junction and e is the electron charge.

We assume that the electrodes are in thermal equilibrium, thus the Keldysh component of the GFs is given by $\check{g}_j^K(\varepsilon) = (\check{g}_j^R - \check{g}_j^A)F_j$, where $F_j = \tanh[\varepsilon/(2T_j)]$ is the electronic distribution function, and T_j is the temperature of the j electrode. According to Eq. (1) there is a finite heat current flowing through the junction if $T_R \neq T_L$ which is given by

$$\dot{Q} = \frac{1}{2e^2 R_N} \int d\varepsilon \varepsilon \text{Tr} [\hat{N}_L \hat{N}_R - \hat{M}_L \hat{M}_R \cos \varphi] [F_R - F_L]. \quad (3)$$

The two contributions to the heat current stem from the normal, $\hat{N}_j = (\hat{g}_j^R - \hat{g}_j^A)/2$, and phase-coherent (anomalous), $\hat{M}_j = (\hat{f}_j^R - \hat{f}_j^A)/2$, parts of the quasiparticle spectral function [12, 15]. Equation (3) is the generalization of the Maki-Griffin heat current equation [12] for the case of spin-dependent density of states (DoS). In particular, we obtain the oscillatory behavior of the heat current as a function of the superconducting phase difference φ predicted for the first time in Ref. [12], and recently demonstrated in Ref. [19]. We stress that a pure temperature bias across the junction is a crucial condition to preserve phase dependence in thermal transport. Indeed, any voltage drop occurring across the Josephson weak-link would make φ time-dependent and, therefore, the φ -dependent component of \dot{Q} in Eq. (3) would not contribute to the DC heat transport [12, 14, 19].

Instead of analyzing the heat current, that depends on a generic temperature difference across the junction, we shall focus on the behavior of the thermal conductance (κ) which is defined for small temperature differences as

$$\kappa = \frac{\dot{Q}}{\delta T} = -\frac{1}{2e^2 R_N} \int d\varepsilon \varepsilon \left(\frac{\partial F}{\partial T} \right) \text{Tr} [\hat{N}_L \hat{N}_R - \hat{M}_L \hat{M}_R \cos \varphi], \quad (4)$$

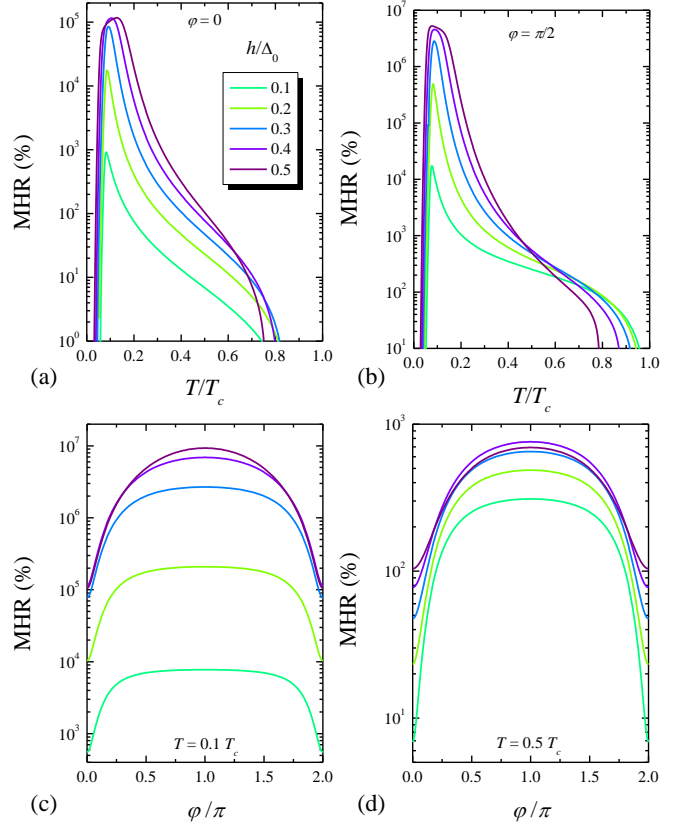


FIG. 2. (Color online) (a) Magneto-heat resistance ratio MHR vs temperature T calculated for a few values of the exchange field h at $\varphi = 0$. (b) MHR ratio vs T calculated for the same values of h as in panel (a) at $\varphi = \pi/2$. (c) MHR ratio vs φ calculated for several values of the exchange field at $T = 0.1T_c$. (d) MHR ratio vs φ calculated at $T = 0.5T_c$ for the same values of h as in panel (c).

where $\delta T = T_L - T_R$, and $(\partial F / \partial T) = -\varepsilon / [2T^2 \cosh^2(\varepsilon/2T)]$. By deriving the second equality we have assumed that $\delta T \ll T = (T_R + T_L)/2$. Equations (1) and (4) are rather general, and allow to compute the heat current and the thermal conductance for an arbitrary tunneling junction provided that values of the GFs on both side of the interfaces are known.

With the help of Eq. (4) we can determine the heat conductance for the junction sketched in Fig. 1(a). We assume that $|\mathbf{h}_L| = |\mathbf{h}_R| = h$, and that the S/F interface is highly transmissive so that both the superconductor and the ferromagnet are strongly affected by the *proximity effect* [21, 22]. At the same time, in order to preserve superconductivity in the leads, we assume that the F layers are thin enough. In particular, if the thickness $t_{S(F)}$ of the superconducting (ferromagnetic) layer is smaller than the characteristic length over which the GFs vary, one can integrate the quasiclassical equations over the thickness of the S/F bilayers [24]. After such procedure one obtains for the retarded and advanced GFs $\check{g}_{R(L)}^{R(A)} = \check{g}_{R(L)}^{R(A)} \tau_3 + \hat{f}_{R(L)}^{R(A)} (i\tau_1 \cos \varphi/2 \pm i\tau_2 \sin \varphi/2)$, where τ 's are the Pauli matrices in particle-hole space. We focus first on the case that the magnetizations of the F layers in Fig. 1 are

either parallel (P) or antiparallel (AP) to each other. Thus GFs $\hat{g}^{R(A)}$ and $\hat{f}^{R(A)}$ are 2×2 diagonal matrices in spin space with diagonal elements given by [24]

$$g_{\pm}^R = \frac{\varepsilon \pm h}{\sqrt{(\varepsilon \pm h + i\Gamma)^2 - \Delta^2(h, T)}} \quad (5)$$

$$f_{\pm}^R = \frac{\Delta(T)}{\sqrt{(\varepsilon \pm h + i\Gamma)^2 - \Delta^2(h, T)}}, \quad (6)$$

where h and Δ are the effective values of the exchange field and superconducting order parameter in the S/F bilayer, respectively. In particular, Δ has to be determined self-consistently. The temperature dependence of the order parameter for different values of h is shown in Fig. 1(c). The parameter Γ in Eqs. (5-6) accounts for the inelastic scattering energy rate within the relaxation time approximation [25–27]. Similar expressions hold for the advanced GFs by replacing in Eqs. (5-6) $i\Gamma$ by $-i\Gamma$. The real part of the functions g_{\pm}^R gives the modified DoS in the superconductors which is spin-dependent due to the finite exchange field in the F layers.

The heat conductance is thus obtained from Eq. (4)

$$\kappa_X = -\frac{1}{2e^2 R_N} \int d\varepsilon \varepsilon \left(\frac{\partial F}{\partial T} \right) \mathcal{A}_X(\varepsilon), \quad (7)$$

where $X = P, AP$, $\mathcal{A}_P(\varepsilon) = \sum_{\alpha=\pm} [\hat{N}_{L\alpha} \hat{N}_{R\alpha} - \hat{M}_{L\alpha} \hat{M}_{R\alpha} \cos \varphi]$ and $\mathcal{A}_{AP}(\varepsilon) = 2 [\hat{N}_{L+} \hat{N}_{R-} - \hat{M}_{L+} \hat{M}_{R-} \cos \varphi]$. We propose an experiment in which one can switch between the P and AP configurations, and determine the magneto-heat resistance (MHR) ratio defined as

$$\text{MHR} = \frac{\kappa_P - \kappa_{AP}}{\kappa_{AP}}. \quad (8)$$

In Fig. 2 we show the behavior of the MHR as a function of temperature and the superconducting phase difference. All panels show an overall huge MHR ratio ($\sim 10^5 - 10^7\%$) within a broad range of parameters. We demonstrate in this way that by switching between the P and AP configuration one realizes an almost *perfect* heat valve effect as the thermal conductance in the AP configuration is practically negligible with respect to that in the P one. This colossal MHR is one of the key results of the present letter. Figures 2(a) and 2(b) show that the heat valve effect is maximized at certain finite temperature (i.e., for $T/T_c \sim 0.1$) and for sufficiently large exchange fields. Here T_c is the superconducting critical temperature. It is worth emphasizing that due to the $\cos \varphi$ interference term in Eq. (4) the MHR ratio can be additionally largely tuned by the phase difference between the superconductors. Such a phase-tunable thermal transport mechanism originates from the Josephson effect and is unique to weakly-coupled superconductors [12]. In the lower panels of Fig. 2 the MHR dependence on φ is displayed. The minimum value of the MHR is achieved for zero phase difference, whereas it reaches its maximum value for $\varphi = \pi$. We also emphasize that the phase-coherent term in Eq. (4) does not describe pure tunneling of Cooper pairs [12, 13]. Furthermore, we point out

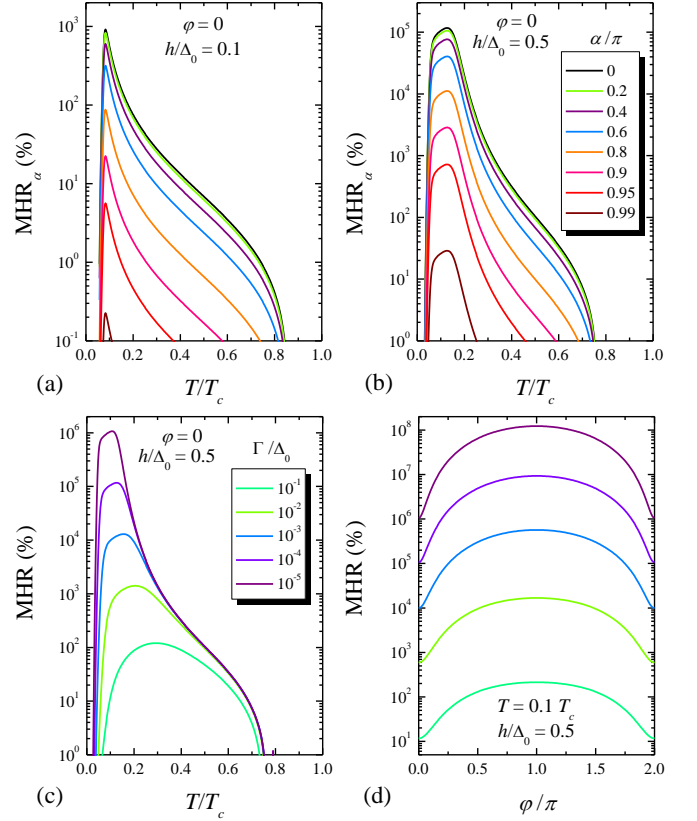


FIG. 3. (Color online) (a) MHR_α ratio vs T calculated for several values of the misalignment angle α at $h = 0.1\Delta_0$ and $\varphi = 0$. (b) MHR_α ratio vs T calculated for the same α values as in panel (a) at $h = 0.5\Delta_0$ and $\varphi = 0$. (c) MHR ratio vs T calculated for a few values of Γ at $h = 0.5\Delta_0$ and $\varphi = 0$. (d) MHR ratio vs φ calculated for the same Γ values as in panel (c) at $h = 0.5\Delta_0$ and $T = 0.1T_c$.

that while the P configuration maximizes the heat current, the DC Josephson effect is maximized by the AP one [24].

The obtained colossal MHR ratio can be understood by inspection of Eq. (7). If we assume for simplicity that $\varphi = \pi/2$ [see Fig. 1(b)] then only the normal GFs contribute to \mathcal{A}_X [cf. Eq. (4)]. The heat current (and hence the thermal conductance) is a consequence of quasiparticle transmission from the hot to the cold electrode. For a given energy, the number of states available for the heat transport is given by the spectral function \mathcal{A}_X which is the product of the DoS on both side of the tunnel barrier. Due to the exchange field, the DoS is spin-dependent, and shows a BCS-like shape with spin-dependent energy gap at $\Delta_{\pm} = \Delta \pm h$ [see Eq. (5)], equivalent to a Zeeman-split superconductor in a magnetic field [28]. In the P configuration, the DoS of the left and right electrode coincide for both spin-up and spin-down, and therefore quasiparticles with energies around $\varepsilon \sim \Delta_{\pm}$ contribute at most to the heat conductance [29]. The situation is different in the AP configuration, where the DoS for each spin-channel is shifted on both side of the barrier by an amount $2h$. The main contribution to κ_{AP} comes from quasiparticles with energies $\varepsilon \sim \Delta_{+}$

and \mathcal{A}_{AP} is approximately a factor $\sim \sqrt{\Gamma/\Delta}$ smaller than \mathcal{A}_P . Moreover, in both the P and AP cases the contribution from $\mathcal{A}_{P(AP)}$ is weighted by the function $\varepsilon \partial F / \partial T(\varepsilon)$. The latter decays as $e^{-\varepsilon/2T}$ for $\varepsilon > 2T$ and hence the main contribution to κ_{AP} in Eq. (7) (from $\varepsilon \sim \Delta_+$) has an additional exponentially small factor $e^{-h/T}$ with respect to the main contribution to κ_P (from $\varepsilon \sim \Delta_-$). All of this explains the smallness of κ_{AP} and the huge MHR ratio obtained for sufficiently large values of the exchange field.

As discussed above, the maximum MHR ratio is reached for a certain finite temperature. According to Figs. 2(a,b) a further increase of T leads to a decrease of the MHR, which can be explained, on the one hand, by the suppression of the energy gap $\Delta(T)$ and on the other hand, by the fact that increasing T the contribution from quasiparticles with energies larger than Δ_{\pm} becomes more and more important leading to a smaller difference between κ_{AP} and κ_P . Notice that for $0 \leq \varphi < \pi/2$ the condensate part of the spectral function $\mathcal{A}_X(\varepsilon)$ [see Eq. (7)] gives a negative contribution to the heat conductance. This explains the lower values of MHR for small phase difference shown in Figs. 2(c) and 2(d).

For an arbitrary angle α between the magnetizations of the left and right electrode [see Fig. 1(b)] we define MHR_{α} as $\text{MHR}_{\alpha} = (\kappa_{\alpha} - \kappa_{AP})/\kappa_{AP}$, where $\kappa_{\alpha} = \kappa_P \cos^2(\alpha/2) + \kappa_{AP} \sin^2(\alpha/2)$. The last expression for κ_{α} can be obtained straightforwardly from Eq. (1) by rotating the right Green function according to $\check{G}_R = \check{R}_{\alpha} \check{G}_0 \check{R}_{\alpha}^{\dagger}$, where \check{G}_0 is the GF for the case $\alpha = 0$ and $R_{\alpha} = \exp[i\tau_3 \sigma_1 \alpha/2]$ [23, 30]. In Figs. 3(a) and 3(b) we show the temperature dependence of MHR_{α} for different values of α at $\varphi = 0$. All curves show similar behavior, and again very large values for the MHR can be achieved with a proper choice of the parameters. According to Figs. 3(a) and 3(b), the effect is maximized for $\alpha = 0$, i.e., when the junction is switched between the P and AP configurations. Figures 3(c) and 3(d) show the impact of the inelastic parameter Γ on the MHR. The overall tendency is that by increasing Γ the MHR ratio is reduced, as the “normal” character of transport is strengthened in the heat valve leading to a suppression of the large MHR ratio. The latter, indeed, originates from the presence of the superconducting gap. Moreover, as displayed in Fig. 3(c), the MHR ratio reaches its maximum at higher temperature by increasing Γ .

In light of a realistic implementation of the present heat valve, soft ferromagnetic alloys such as $\text{Cu}_{1-x}\text{Ni}_x$ [31] or $\text{Pd}_{1-x}\text{Ni}_x$ [32], which allow fine tuning of the exchange field through a suitable choice of x , combined with a conventional superconductor (e.g. aluminum or niobium) might be suitable candidates. We note that all the results presented above have been obtained assuming highly-transparent S/F interfaces. But nevertheless, they are qualitatively valid as well in the case of a finite S/F interface resistance R_b . In such a case the superconductor still exhibits a spin-split DoS, however with an additional damping factor determined by R_b . The latter will suppress the MHR similarly as it does a finite Γ . Furthermore, according to our model one can also design the

heat valve of Fig. 1(a) by using ferromagnetic insulators (FIs), as for example Eu chalcogenides barriers, instead of metallic ferromagnets. In such a case it was experimentally proved [33–35] that the DoS in the superconductor is modified and shows the spin-splitting needed to obtain the heat valve effect. Therefore, all the conclusions drawn above remain valid if one designs the junction by exploiting FIs for the F layers.

With regards to potential applications, the present thermal valve can be used whenever a precise control and mastering of the temperature is required, for instance, for on-chip heat management as a *switchable heat sink*. This setup can be useful as well to tune the operation temperature of sensitive radiation detectors [1, 36]. In the context of quantum computing architectures [37] the Josephson thermal valve can also be used to influence the behavior and the dynamics of two-level quantum systems through temperature manipulation. Similarly, the relation between Josephson critical supercurrent and the temperature can be exploited for designing tunable thermal Josephson weak-links of different kinds [1, 38, 39].

In conclusion, we have investigated thermal transport through a heat valve consisting of a Josephson junction between two S/F bilayers as electrodes. In particular, we predict that the heat conductance depends strongly on the relative alignment of the magnetizations of the F layers. Under specific conditions of temperature bias and phase difference across the junction one can obtain a colossal magneto-heat resistance ratio as high as several orders of magnitude. The spin-dependent and phase-tunable mechanisms of heat flux control discussed in this letter will likely prove useful for thermal management at the nanoscale, and for the development of coherent spin caloritronic nanocircuits [40, 41].

Acknowledgements.— F.G. acknowledges the FP7 program No. 228464 “MICROKELVIN”, the Italian Ministry of Defense through the PNRM project “TERASUPER”, and the Marie Curie Initial Training Action (ITN) Q-NET 264034 for partial financial support. The work of F.S.B was supported by the Spanish Ministry of Economy and Competitiveness under Project FIS2011-28851-C02-02. F.S.B thanks Prof. Martin Holthaus and his group for their kind hospitality at the Physics Institute of the Oldenburg University.

* giazotto@sns.it

† sebastian.bergeret@ehu.es

- [1] F. Giazotto, T. T. Heikkilä, A. Luukanen, A. M. Savin, and J. P. Pekola, Rev. Mod. Phys. **78**, 217 (2006).
- [2] Y. Dubi and M. Di Ventra, Rev. Mod. Phys. **83**, 131 (2011).
- [3] O.-P. Saira, M. Meschke, F. Giazotto, A. M. Savin, M. Möttönen, and J. P. Pekola, Phys. Rev. Lett. **99**, 027203 (2007).
- [4] J. P. Pekola, F. Giazotto, and O.-P. Saira, Phys. Rev. Lett. **98**, 037201 (2007).
- [5] M. Meschke, W. Guichard, and J. P. Pekola, Nature **444**, 187 (2006).
- [6] E. V. Bezuglyi and V. Vinokur, Phys. Rev. Lett. **91**, 137002 (2003).
- [7] J. Eom, C.-J. Chien, and V. Chandrasekhar, Phys. Rev. Lett. **81**,

- 437 (1998).
- [8] V. Chandrasekhar, *Supercond. Sci. Technol.* **22**, 083001 (2009).
 - [9] V. V. Ryazanov and V. V. Schmidt, *Solid State Commun.* **42**, 733 (1982).
 - [10] G. I. Panaitov, V. V. Ryazanov, and V. V. Schmidt, *Phys. Lett.* **100**, 301 (1984).
 - [11] P. Virtanen and T. T. Heikkilä, *Appl. Phys. A* **89**, 625 (2007).
 - [12] K. Maki and A. Griffin, *Phys. Rev. Lett.* **15**, 921 (1965).
 - [13] G. D. Guttman, B. Nathanson, E. Ben-Jacob, and D. J. Bergman, *Phys. Rev. B* **55**, 3849 (1997).
 - [14] G. D. Guttman, E. Ben-Jacob, and D. J. Bergman, *Phys. Rev. B* **57**, 2717 (1998).
 - [15] E. Zhao, T. Löftwander, and J. A. Sauls, *Phys. Rev. Lett.* **91**, 077003 (2003).
 - [16] E. Zhao, T. Löftwander, and J. A. Sauls, *Phys. Rev. B* **69**, 134503 (2004).
 - [17] F. Giazotto and M. J. Martínez-Pérez, *Appl. Phys. Lett.* **101**, 102601 (2012).
 - [18] M. J. Martínez-Pérez and F. Giazotto, submitted (2012) arXiv:1210.7187v1.
 - [19] F. Giazotto and M. J. Martínez-Pérez, *Nature*, in print (2012).
 - [20] J. Nogués and I. K. Schuller, *J. Magn. Magn. Mater.* **192**, 203 (1999).
 - [21] A. I. Buzdin, *Rev. Mod. Phys.* **77**, 935 (2005).
 - [22] F. S. Bergeret, K. B. Efetov, and A. Volkov, *Rev. Mod. Phys.* **77**, 1321 (2005).
 - [23] F. S. Bergeret, A. Verso, A. F. Volkov, *Phys. Rev. B* **86**, 060506(R) (2012).
 - [24] F. S. Bergeret, A. F. Volkov, K. B. Efetov, *Phys. Rev. Lett.* **86**, 3140 (2001).
 - [25] R. C. Dynes, J. P. Garno, G. B. Hertel, and T. P. Orlando, *Phys. Rev. Lett.* **53**, 2437 (1984).
 - [26] J. P. Pekola, T. T. Heikkilä, A. M. Savin, J. T. Flyktman, F. Giazotto, and F. W. J. Hekking, *Phys. Rev. Lett.* **92**, 056804 (2004).
 - [27] Unless differently stated, throughout our analysis we set a realistic value for Γ of $10^{-4}\Delta_0$ [26].
 - [28] R. Meservey and P. M. Tedrow, *Phys. Rep.* **238**, 173 (1994).
 - [29] The integrand on the r.h.s of Eq. (7) is even in ε and therefore we restrict the discussion to positive energies.
 - [30] F. S. Bergeret, A. F. Volkov, K. B. Efetov, *Phys. Rev. B* **64**, 134506 (2001).
 - [31] V. V. Ryazanov, V. A. Oboznov, A. Yu. Rusanov, A. V. Veretennikov, A. A. Golubov, and J. Aarts, *Phys. Rev. Lett.* **86**, 2427 (2001).
 - [32] T. Kontos, M. Aprili, J. Lesueur, and X. Grison, *Phys. Rev. Lett.* **86**, 304 (2001).
 - [33] X. Hao, J. Moodera, and R. Meservey, *Phys. Rev. B* **42**, 8235 (1990).
 - [34] T. Santos, J. Moodera, K. Raman, E. Negusse, J. Holroyd, J. Dvorak, M. Liberati, Y. Idzerda, and E. Arenholz, *Phys. Rev. Lett.* **101**, 147201 (2008).
 - [35] G.-X. Miao, M. Müller, and J. S. Moodera, *Phys. Rev. Lett.* **102**, 076601 (2009).
 - [36] F. Giazotto, T. T. Heikkilä, G. P. Pepe, P. Helisto, A. Luukanen, and J. P. Pekola, *Appl. Phys. Lett.* **92**, 162507 (2008).
 - [37] M. A. Nielsen and I. L. Chuang, *Quantum Computation and Quantum Information* (Cambridge University Press, 2002).
 - [38] F. Giazotto and J. P. Pekola, *J. Appl. Phys.* **97**, 023908 (2005).
 - [39] S. Tirelli, A. M. Savin, C. Pascual Garcia, J. P. Pekola, F. Beltram, and F. Giazotto, *Phys. Rev. Lett.* **101**, 077004 (2008).
 - [40] G. E. W. Bauer, A. H. MacDonald, and S. Maekawa, *Solid State Commun.* **150**, 459 (2010).
 - [41] G. E. W. Bauer, E. Saitoh, and B. J. van Wees, *Nature Mater.* **11**, 391 (2012).