

Sensitivity of three-body decays to the reactions mechanism and the initial structure by example of ${}^6\text{Be}$

L.V. Grigorenko,^{1,2,3} I.A. Egorova,⁴ R.J. Charity,⁵ and M.V. Zhukov⁶

¹Flerov Laboratory of Nuclear Reactions, JINR, Dubna, RU-141980 Russia

²GSI Helmholtzzentrum für Schwerionenforschung, Planckstraße 1, D-64291 Darmstadt, Germany

³National Research Center “Kurchatov Institute”, Kurchatov sq. 1, RU-123182 Moscow, Russia

⁴Bogoliubov Laboratory of Theoretical Physics, JINR, Dubna, 141980 Russia

⁵Department of Chemistry, Washington University, St. Louis, Missouri 63130, USA.

⁶Fundamental Physics, Chalmers University of Technology, S-41296 Göteborg, Sweden

(Dated: June 24, 2018. File: c:/latex/6be-s5/v9/6be-s5-9.tex)

The influence of the initial-state structure and the reaction mechanism on three-body decays is investigated by example of the ${}^6\text{Be}$ continuum populated in neutron-knockout reactions on ${}^7\text{Be}$. The sensitivity of the ${}^6\text{Be}$ excitation spectrum and the three-body correlations to the different components of the model is demonstrated. It is shown that the spin composition of the initial state may have an overwhelming effect on the three-body continuum. The characteristics and structure of the second 0_2^+ and 2_2^+ states in ${}^6\text{Be}$ are predicted for the first time and the conditions for their reliable observations are formulated. The effects of interference and the alignment of three-body states on the three-body correlations are demonstrated.

PACS numbers: 25.10.+s, 23.50.+z, 21.60.Gx, 24.70.+s

Introduction. — The study of systems beyond the nuclear driplines is an important trend of modern low-energy nuclear research. Many of these systems belong to the three-body or even few-body continuum and the reaction theory for populating these states is not well developed. Modern high-precision experiments with exotic beams require complicated analyses, advanced theoretical treatment, and call for deeper insights in this field.

Observables in reactions producing unbound systems depend on three major ingredients: (i) the structure of initial nuclei, (ii) the reaction mechanism, and (iii) the final-state interaction (FSI). For very narrow resonances (extremely long-lived states), the aspects (i) and (ii) lose importance as the structure formed in the reaction has enough time to “forget” how it was created. Then for a consistent description of the system, it is sufficient to study only the decay process (FSI effects) by itself. However, exactly when this approach becomes valid is not always clear in advance. Clarity in this issue is especially important for systems beyond the driplines, where the resonant states (often already the ground states) are quite broad.

In this work, we demonstrate the importance of the reaction mechanism and the initial-state structure for investigations of few-body systems beyond the driplines. This is made by example of ${}^6\text{Be}$ (three-body $\alpha+p+p$ continuum) populated in neutron-knockout reactions from ${}^7\text{Be}$ projectiles. The first result of these studies has been published in Ref. [1] elucidating the mechanism of democratic decay. Good agreement with experimental data was demonstrated for both the excitation spectrum and the three-body energy-angular correlations over a broad range of excitation energy. However, in this compact experimental work, many important theoretical issues of broader interest by themselves, were left aside. In the present work, we would like to focus on the most inter-

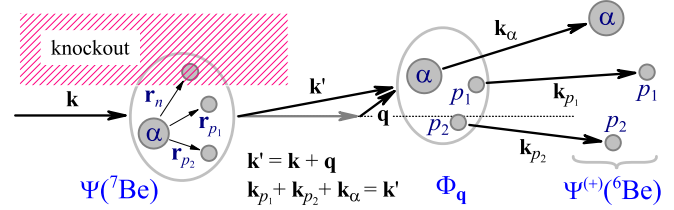


FIG. 1. Schematic illustrating the ${}^6\text{Be}$ population formed by knocking a neutron out of a ${}^7\text{Be}$ projectile.

esting theoretical results arising from our studies of this data [1]. This is a timely message considering the recent high interest in the ${}^6\text{Be}$ system [2–6]. We also think that these results should have an important impact on our understanding of three-body decays in general and aid in formulating experimental strategies for studies of this phenomenon.

Theoretical model. — The major features of the theoretical model were described in Ref. [1], but some details are needed in the context of this work. The three-body $\alpha+p+p$ final-state interactions forming the continuum of ${}^6\text{Be}$ are described by solving the inhomogeneous three-body Schrödinger equation

$$(\hat{H}_3 - E_T)\Psi^{(+)} = \Phi_{\mathbf{q}}, \quad (1)$$

where $\Psi^{(+)}$ is a wave function (WF) with pure outgoing asymptotics obtained with the approximate boundary conditions of the three-body Coulomb problem [2, 3]. The energy E_T is relative to the $\alpha+p+p$ threshold. The source term $\Phi_{\mathbf{q}}$ depends on the vector \mathbf{q} of the transferred momentum and contains information about the precursors and the reaction mechanism. The knockout of a neutron from ${}^7\text{Be}$ is described as a sudden neutron removal. After acting with the neutron annihilation op-

erator on the ${}^7\text{Be}$ WF in coordinate space, we obtain

$$\Phi_{\mathbf{q}} = \int d^3r_n e^{i\mathbf{q}\mathbf{r}_n} \langle \Psi_{4\text{He}} | \Psi_{7\text{Be}} \rangle. \quad (2)$$

Here vector \mathbf{r}_n points to the removed neutron, see Fig. 1.

The ${}^7\text{Be}$ WF is constructed as an “inert” α -core plus p -wave neutron and two protons with coupling $[l_j(\nu)[l_j(\pi_1)l_j(\pi_2)]_J]_{J_{7\text{Be}}}$. The overlap integral with the α particle for this WF is

$$\begin{aligned} \langle \Psi_{4\text{He}} | \Psi_{7\text{Be}} \rangle = & \alpha[p_{3/2}[p_{3/2}^2]0]_{3/2} + \beta[p_{3/2}[p_{1/2}^2]0]_{3/2} \\ & + \gamma[p_{3/2}[p_{3/2}^2]2]_{3/2} + \delta[p_{3/2}[\frac{p_{3/2}p_{1/2} - p_{1/2}p_{3/2}}{\sqrt{2}}]2]_{3/2}. \end{aligned} \quad (3)$$

After neutron removal, the terms with coefficients $\{\alpha, \beta\}$ lead to the population of the 0^+ state in ${}^6\text{Be}$ while the terms with coefficients $\{\gamma, \delta\}$ lead to the population of the 2^+ state. Within the 0^+ and 2^+ configurations, the ratios α/β and γ/δ define the spin composition of $\Phi_{\mathbf{q}}$, namely, the probability W_S of configurations with definite total spin S (coupled spins of the two “valence” protons). The components of the source function with definite total angular momentum J can be written as

$$\Phi_{J,q} \sim \sqrt{1 - \eta_J^2} |J, S = 0\rangle + \eta_J |J, S = 1\rangle, \quad (4)$$

where the coefficients η_J , controlling the $W_{S=0}/W_{S=1}$ ratio, can be expressed via $\{\alpha, \beta, \gamma, \delta\}$ using coefficients from Table I.

For single-particle motion, we use the harmonic-oscillator WFs whose radial behavior is

$$\phi(r) = (8/3\sqrt{\pi})^{1/2} (r^2/r_0^{5/2}) \exp[-r^2/(2r_0^2)]. \quad (5)$$

The value $r_0 = 1.8$ fm was used in the calculations which corresponds within our model to the experimental matter radius of $2.31(2)$ fm for ${}^7\text{Be}$.

The differential cross section is expressed via the flux induced by the WF $\Psi^{(+)}$ on the remote surface S

$$\frac{d\sigma}{d^3k_\alpha d^3k_{p_1} d^3k_{p_2}} \sim \langle \Psi^{(+)} | \hat{j} | \Psi^{(+)} \rangle \Big|_S. \quad (6)$$

For the reaction considered, this can be rewritten in terms of the density-matrix formalism

$$\begin{aligned} \frac{d\sigma}{dq dE_T d\Omega_5} = & \sum_{JM, J'M'} \rho_{JM}^{J'M'}(q, E_T) \\ & \times A_{J'M'}^\dagger(E_T, \Omega_5) A_{JM}(E_T, \Omega_5). \end{aligned} \quad (7)$$

TABLE I. The recoupling coefficients from shell-model-like (jj) coupling in the source to (ls) coupling of the three-body model.

$j_1, j_2, J :$	$3/2, 3/2, 0$	$1/2, 1/2, 0$	$3/2, 3/2, 2$	$3/2, 1/2, 2$
$S = 0$	$\sqrt{2/3}$	$\sqrt{1/3}$	$\sqrt{1/3}$	$\sqrt{2/3}$
$S = 1$	$-\sqrt{1/3}$	$\sqrt{2/3}$	$\sqrt{2/3}$	$-\sqrt{1/3}$

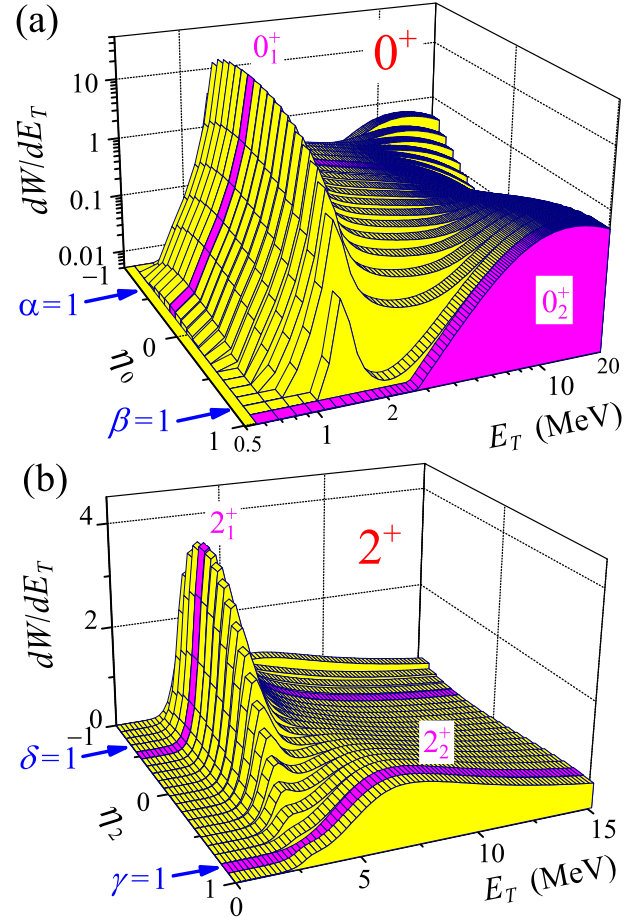


FIG. 2. Excitation spectra of (a) 0^+ and (b) 2^+ states as function of the spin composition of the source function. The magenta-colored marked grids correspond to the first and second excitations J_1^+ and J_2^+ , see Fig. 4. Arrows show the positions corresponding to definite shell-model configurations in the source.

Some ingredients of the Eqs. (6,7) are illustrated in Fig. 1. In Eq. (7), the contributions of the three-body dynamics (amplitudes A_{JM}) and the reaction mechanism (density matrix $\rho_{JM}^{J'M'}$) are explicitly separated. For direct reactions, the density matrix has an especially simple form in the frame with the z axis coinciding with the direction of the transferred momentum \mathbf{q} . We use two limiting forms of the density matrix:

$$\rho_{00}^{00} = 1, \quad \rho_{2M}^{2M} = 1/5, \quad \rho_{20}^{00} = \rho_{00}^{20} = \cos(\phi_{20})/\sqrt{5}, \quad (8)$$

$$\rho_{00}^{00} = 1, \quad \rho_{20}^{20} = 1, \quad \rho_{20}^{00} = \rho_{00}^{20} = \cos(\phi_{20}). \quad (9)$$

In the sudden-removal model of Eq. (2), there is no alignment of the final state. This should lead to Eq. (8) with the relative phase of the 0^+ and 2^+ states $\phi_{20} = 0$. However, it is clear that some alignment should be introduced by a realistic reaction mechanism. To check our sensitivity to this, we also used the density matrix of Eq. (9) corresponding to the completely aligned case and also kept ϕ_{20} as a parameter in the both above cases. In order

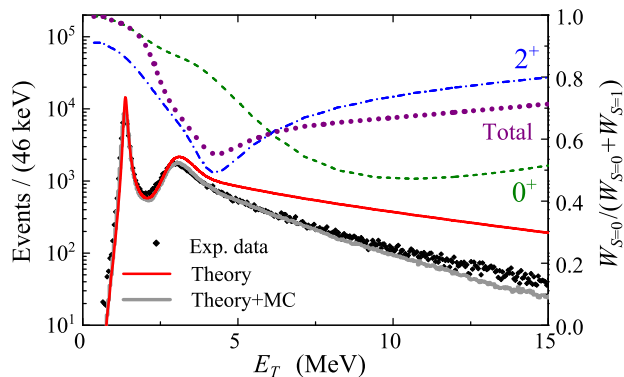


FIG. 3. Left axis: theoretical ${}^6\text{Be}$ excitation spectrum together with the results of the MC simulations superimposed on the data [1]. Right axis: predicted evolution of the spin composition in ${}^6\text{Be}$ for 0^+ , 2^+ , and for the total spectrum fitted to experimental data (the sum of 0^+ and 2^+ contributions).

to compare with experiment, Eq. (7) provides theoretical input for Monte Carlo (MC) simulations used to deal with the bias introduced by experimental apparatus.

The reaction model and the initial-state WF can be seen as simplistic. However, this fits the aim of this paper to provide a “proof-of-concept” demonstration, where interdependencies on different aspects of the model are as transparent as possible.

Sensitivity of the ${}^6\text{Be}$ spectrum to $W_{S=0}/W_{S=1}$ is demonstrated in Fig. 2. For some range of parameters, the conventional picture of ${}^6\text{Be}$ excitation is observed with the 0^+ and 2^+ states at 1.37 MeV and 3.05 MeV, respectively, with significant variations taking place only in the high-energy “tail” of the distribution. However, with other variations of the parameters, the “normal” states of ${}^6\text{Be}$ “fade” and even completely disappear, while new broad peaks arise for these two states at ~ 12 MeV and ~ 7 MeV, respectively. Thus, our reaction model links variations of the ${}^6\text{Be}$ excitation spectrum to variations of the structure of ${}^7\text{Be}$. In this work we would like to investigate this link quantitatively without reference to realistic structure of ${}^7\text{Be}$ in order to find boundaries for possible scale of effects and establish principal opportunity to use three-body-continuum spectra as tools to study the spectroscopy of the precursor.

The broad range of spectra obtained for 0^+ and 2^+ continuum provide an opportunity to fit the experimental spectrum of ${}^6\text{Be}$. This fit, obtained in [1], is shown in Fig. 3 together with the MC and experimental data. It corresponds to the simple case of pure $S = 0$ population in the source function ($\eta_J = 0$) corresponding to a parameter set for *initial state* of $\{\alpha, \beta, \gamma, \delta\} = \{0.42, 0.3, 0.49, 0.7\}$. It should be noted that the spin content of the *final state* may have nothing in common with the spin content of the source function as the spin quantum number is not conserved by the Hamiltonian (1). The predicted *final-state* spin composition (Fig. 3,

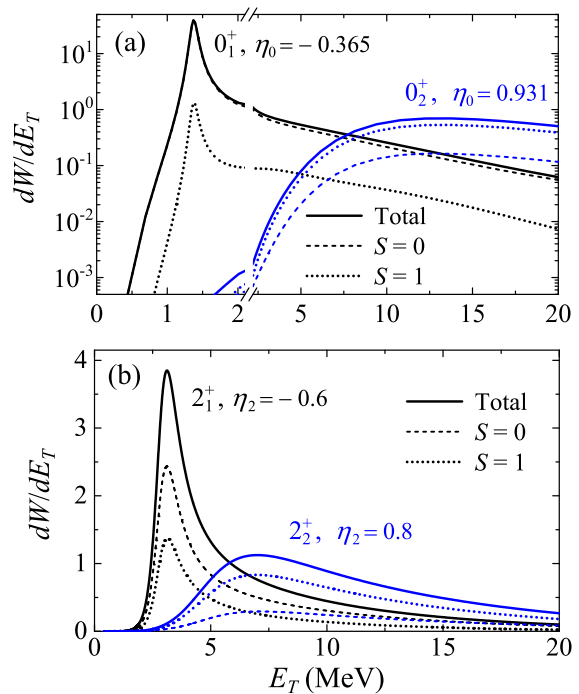


FIG. 4. (Color online) Excitation spectra and spin composition for the ${}^6\text{Be}$ continuum explicitly representing the first and second resonances for (a) $J^\pi = 0^+$ and (b) 2^+ . Note, the broken abscissa in (a).

right axis), evolves rapidly between the location of the 0^+ peak and past the location of the 2^+ peak indicating important modifications of the nuclear structure in this energy region.

Second 0^+ and 2^+ states — The above observations allow us to determine the properties of the 0_2^+ and 2_2^+ states. We just need to choose the parameter settings minimising population of the normal resonant peaks. An important feature of “pure” first and second states, illustrated in Fig. 4 (see also arrows in Fig. 2), is that the spin composition depends weakly on energy. The existence of a common spin structure independent on energy, allows us to interpret J_1^+ and J_2^+ as different states, although they can be represented by (relatively) broad overlapping structures. This property of “pure” states is in sharp contrast with the spin evolution for the “composite” situation of Fig. 3. The spin-content ratios $0_1^+/0_2^+$ and $2_1^+/2_2^+$ provide a simple structural idea: these states are partners, in the sense they are the orthogonal combinations of the $S = 0$ and $S = 1$ configurations. E.g. for 2^+ states it can be seen that the $W_{S=0}/W_{S=1}$ ratio is 2:1 for the first and $\sim 1:2$ for the second resonance. It can be seen from Figs. 2 and 4 that the “pure” states are best populated from source functions which are close to pure shell configurations in Eq. (3) and in fact their structure is reasonably close to such pure shell configurations.

The above insight on the structure of the 0_2^+ and 2_2^+ states of ${}^6\text{Be}$ provides clear guidelines for experimental searches: the reaction mechanism should enrich the $S =$

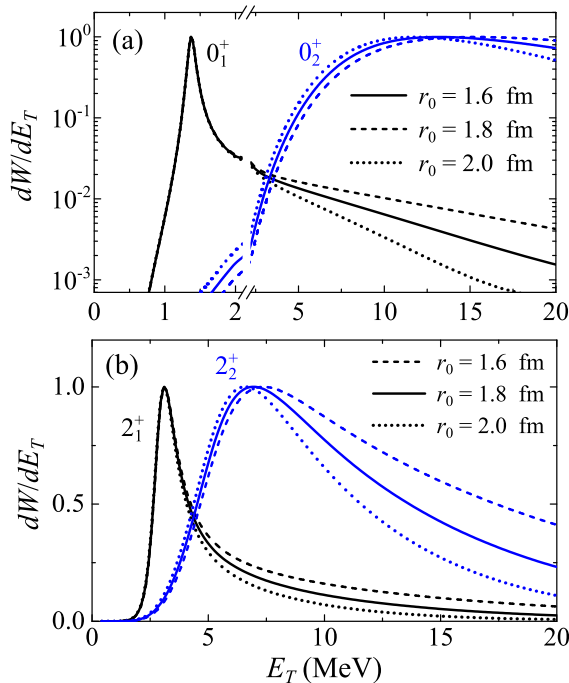


FIG. 5. (Color online) Dependence of the ${}^6\text{Be}$ excitation spectra on the radius parameter r_0 of the ${}^7\text{Be}$ WF. All spectra are normalized to a maximum value of unity.

1 component in the final state.

Radial dependence. — The sensitivity to the radial characteristics of the source is presented in the Fig. 5. It is practically nonexistent for 0_1^+ : variations take place only in the “tail”, a few decay widths higher than the resonance position. The 2_1^+ sensitivity is quite small: the resonance width is affected on the level of 15%. However, with increasing excitation energy of the states (and hence with increasing decay width) the effect grows. There is about 0.8 MeV uncertainty of the 2_2^+ position connected with the radial extent of the source, and the profile of the cross section is strongly affected. Variation of 0_2^+ properties is so large (few MeV in peak position) that that the properties of such a state cannot be discussed without a detailed account of the reaction mechanism.

Three-body correlations. — The three final momentum vectors in Eq. (6) and Fig. 1 can be transformed to the transferred momentum \mathbf{q} and the Jacobi momenta \mathbf{k}_x , \mathbf{k}_y in Eq. (7):

$$\mathbf{k}_x = \frac{A_2 \mathbf{k}_1 - A_1 \mathbf{k}_2}{A_1 + A_2}, \quad \mathbf{k}_y = \frac{A_3 (\mathbf{k}_1 + \mathbf{k}_2) - (A_1 + A_2) \mathbf{k}_3}{A_1 + A_2 + A_3},$$

$$E_T = E_x + E_y = k_x^2/2M_x + k_y^2/2M_y, \quad (10)$$

where M_x and M_y are the reduced masses of the X and Y subsystems, see Ref. [3] for details.

The orientation of \mathbf{q} is not a dynamical variable of the model Eq. (2) and thus is not present in Eq. (7). The five-dimensional “hyperspherical solid angle” Ω_5 includes two degrees of freedom describing the “internal correlations” of the three-body system which are ordinarily considered

as being completely defined by the dynamics of the three-body motion itself. The parameters

$$\varepsilon = E_x/E_T, \quad \cos(\theta_k) = (\mathbf{k}_x \cdot \mathbf{k}_y)/(k_x k_y), \quad (11)$$

provide what we call “complete energy-angular correlations”. For $k_3 \rightarrow k_\alpha$ we get the “T” Jacobi system, where ε describes the energy correlation in the p - p channel. For $k_3 \rightarrow k_{p_i}$, the correlations are obtained in one of two possible ($i = 1, 2$) “Y” Jacobi systems, where ε describes the energy correlation in the α - p channel.

The other three degrees of freedom (Euler angles) define “external correlations” as they describe the orientation of the three-body system as a whole. Correlations for the “external” degrees of freedom are evidently defined by the reaction mechanism.

Alignment and interference. — The internal three-body correlations for excited states cannot be separated from external information in any practical experiment. The excited states typically have nonzero J making alignment possible and they reside on the “tails” of the lower-energy excitations so that their amplitudes can interfere. From a theoretical point of view, the inclusive energy ε distributions should be free of interference effects and experience tell us that the angular $\cos(\theta_k)$ distributions are only weakly affected. However in experiments, the bias of the apparatus introduces cut-offs and distortions which may induce correlations via loss of orthogonality for configurations with different angular momenta. Such “induced correlations” are specific for the experiment and should be evaluated by careful MC studies.

A demonstration of alignment/interference effects on experimental results is provided in Fig. 6. As it is clear that the effects are largest for strong $0^+/2^+$ mixing, we have chosen the $E_T = 2-3$ MeV energy range of the data [1]. MC results for the two limiting cases of completely-aligned (9) and “isotropic” (8) density matrices, each with three different phase settings $\phi_{20} = \{0, \pi/2, \pi\}$, are shown. In Ref. [1], we used the settings of Eq. (8) with $\phi_{20} = 0$ which is consistent with the data and corresponds to the model of Eq. (2). However, at the moment we cannot exclude that reality is different: further analysis of the data is needed. Fig. 6 shows the energy distribution in the Jacobi “T” system and the angular distribution in the Jacobi “Y” system which appear to be the most sensitive of the correlation observables. The scale of local variations in the MC distributions is about 20%. The curves are well separated and some deviate considerably from the experimental results.

It should be understood that all the MC curves correspond to the *same theoretical distribution* and their variations are due to the *bias introduced by experimental setup*. Thus we conclude that in analysing high-precision correlation data for excited states where interference/alignment effects become possible, a consistent treatment of the reaction mechanism becomes inevitable. The effect depends strongly on the quality of the experimental setup; it should vanish for an “ideal” instrument. The moderate level of variations in Fig. 6 is connected

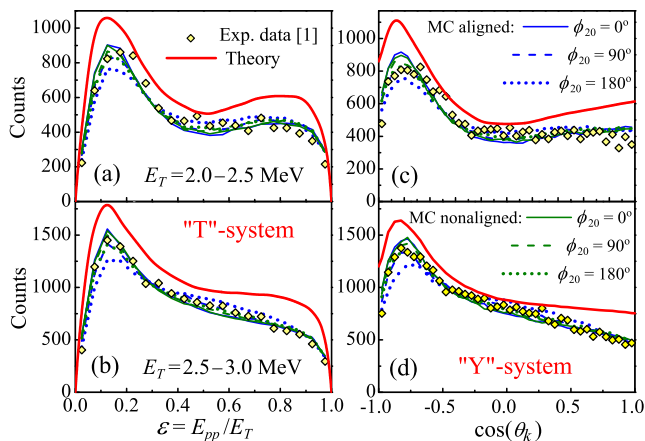


FIG. 6. (a,b) “Internal” energy distributions in the Jacobi “T” system and (c,d) angular distributions in the Jacobi “Y” system. Upper and lower rows of panels correspond to different E_T ranges. The experimental data are shown by the hollow diamonds. Theoretical curve (thick, solid, red) is given in each panel with some offset to simplify a perception. MC curves for different alignment/interference settings are explained in the legend.

with the very high efficiency of the setup in Ref. [1]. On lower-quality setups, alignment/interference effects can produce very large and poorly controlled modifications. This could be a part of the explanation for the strong deviation of the data of Ref. [5] from the other recent experimental studies [1, 3, 6].

On existence of higher-energy negative parity excitations. — The availability of higher excitations in the spectrum of ${}^6\text{Be}$ [1] may drastically affect the proposed interpretation of the data. In Ref. [6], a strong population of presumably $\{0^-, 1^-, 2^-\}$ states in the charge-exchange reaction induced by $\Delta L = 1$ transitions was observed above the first 2^+ state. We were cautious about the population of such negative-parity states in the data of Ref. [1]. A dedicated search was performed for asymmetries in certain distributions due to the interference of positive and negative states. However, no significant indication of these asymmetries was found. Also, the dominating shell structure of the ${}^7\text{Be}$ precursor does not imply a strong population of negative-parity states in ${}^6\text{Be}$ within the sudden-removal model. Thus we have confined our interpretation of the ${}^6\text{Be}$ continuum with just the 0^+ and 2^+ states.

Previous theoretical results on ${}^6\text{Be}$. — Three-cluster calculations (microscopic and three-body) for ${}^6\text{Be}$ have been performed in a number of studies [7–12]. In Ref. [9], the energies and widths $\{E_R, \Gamma\}$ of the 0_2^+ and 2_2^+ resonances were predicted to be $\{3.5, 6.1\}$ and $\{5.2, 5.6\}$ MeV. These values are quite different from our predictions $\{\sim 12, \sim 14\}$ and $\{\sim 7, \sim 7\}$ MeV. The reason for this discrepancy is easily understood: our prediction is that the second 0_2^+ and 2_2^+ states are “spin-complements” of the first 0_1^+ and 2_1^+ states. States of such a nature could

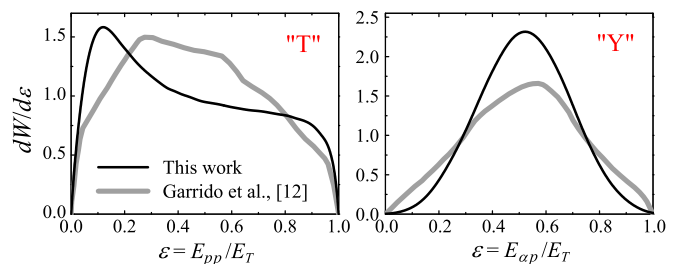


FIG. 7. Comparison between the energy distributions for the 2^+ resonance of ${}^6\text{Be}$ in “T” and “Y” Jacobi systems obtained in the present work and from Ref. [12].

not have been obtained in the calculations of Ref. [9] as the $S = 1$ component was omitted in their model space.

Among these other theoretical studies, only in Ref. [12] are theoretical correlations (energy distributions for 2^+) presented. The predicted correlations for the 0^+ and 2^+ states (presumably related to [12]) are provided in [5], but in a form which make them difficult to interpret as only MC results specific for experimental setup of that work are shown. The distributions of Ref. [12] are not in agreement with our results (see Fig. 7) and hence with the recent highly-accurate data of Refs. [1, 6]. This observation sheds doubts on applicability of the methods of [12] to Coulombic three-body decays in general. Our work imposes a new standard of a sophistication required from theoretical calculations to analyse modern high-precision data including correlations.

Conclusions. — This work provides important qualitative insights into the question of which aspects of three-body decays can be understood based on the dynamical description of the final state alone and which also require an adequate treatment of the initial state and the reaction mechanism. The major and novel observations of this work are the following.

- (i) The population of the ${}^6\text{Be}$ 0_1^+ ground state is very stable to variations of the initial-state structure and the reaction mechanism. However, the latter effects become increasingly important with increasing excitation. No sensible description of the continuum above 5 – 7 MeV can be given without their proper treatment.
- (ii) The excitation spectrum of the three-body continuum of ${}^6\text{Be}$ up to 15 – 20 MeV is found to be very sensitive to the spin composition of the source function in Eq. (1). In our calculations, this was parametrized in terms of the spin content of precursor. Thus we find that three-body decay can be used as a sensitive instrument of nuclear spectroscopy if the reaction mechanism is well established.
- (iii) A procedure to identify the second 0_2^+ and 2_2^+ states of ${}^6\text{Be}$ is proposed. These states are found to be “spin-complements” of the well-known 0_1^+ and 2_1^+ states, providing a guideline for their experimental observation.
- (iv) Alignment and interference effects are observable in experimental data due to the unavoidable experimental

bias. They were found to have an important impact on the measured three-body correlations. Proton-proton energy distributions are especially affected. This indicates that caution is needed in studies of N - N correlations in decays of excited (or/and broad) three-body states in general.

Acknowledgments. — L.V.G. and I.A.E. are supported

by the Helmholtz Association under grant agreement IK-RU-002 via FAIR-Russia Research Center. L.V.G. is supported by Russian Foundation for Basic Research 11-02-00657-a and Ministry of Education and Science NS-215.2012.2 grants. R.J.C. is supported by the U.S. Department of Energy, Division of Nuclear Physics under grants DE-FG02-87ER-40316.

-
- [1] I.A. Egorova *et al.*, Phys. Rev. Lett. **109**, 202502 (2012).
 - [2] L.V. Grigorenko *et al.*, Phys. Lett. **B677**, 30 (2009).
 - [3] L.V. Grigorenko *et al.*, Phys. Rev. C **80**, 034602 (2009).
 - [4] R.J. Charity *et al.*, Phys. Rev. C **82**, 041304 (2010).
 - [5] P. Papka *et al.*, Phys. Rev. C **81**, 054308 (2010).
 - [6] A.S. Fomichev *et al.*, Phys. Lett. **B708** 6, (2012).
 - [7] B.V. Danilin, M.V. Zhukov, Phys. At. Nucl. **56**, 460 (1993).
 - [8] A. Csoto, Phys. Rev. C **49** 3035, (1994).
 - [9] V. Vasilevsky *et al.*, Phys. Rev. C **63** 034607, (2001).
 - [10] P. Descouvemont *et al.*, Nucl. Phys. **A765** 370, (2006).
 - [11] N. Michel *et al.*, Phys. Rev. C **82**, 044315 (2010).
 - [12] E. Garrido *et al.*, Nucl. Phys. **A781**, 387 (2007).