

# WASP-71b: a bloated hot Jupiter in an 2.9-day, prograde orbit around an evolved F8 star

A. M. S. Smith<sup>1,2</sup>, D. R. Anderson<sup>1</sup>, F. Bouchy<sup>3,4</sup>, A. Collier Cameron<sup>5</sup>, A. P. Doyle<sup>1</sup>, A. Fumel<sup>6</sup>, M. Gillon<sup>6</sup>, G. Hébrard<sup>3,4</sup>, C. Hellier<sup>1</sup>, E. Jehin<sup>6</sup>, M. Lendl<sup>7</sup>, P. F. L. Maxted<sup>1</sup>, C. Moutou<sup>8</sup>, F. Pepe<sup>7</sup>, D. Pollacco<sup>9</sup>, D. Queloz<sup>7</sup>, A. Santerne<sup>8,4</sup>, D. Segransan<sup>7</sup>, B. Smalley<sup>1</sup>, A. H. M. J. Triard<sup>7</sup>, S. Udry<sup>7</sup>, and R. G. West<sup>10</sup>

<sup>1</sup> Astrophysics Group, Lennard-Jones Laboratories, Keele University, Keele, Staffordshire, ST5 5BG, UK

<sup>2</sup> N. Copernicus Astronomical Centre, Polish Academy of Sciences, Bartycka 18, 00-716 Warsaw, Poland. email:amss@camk.edu.pl

<sup>3</sup> Institut d'Astrophysique de Paris, UMR7095 CNRS, Université Pierre & Marie Curie, 98bis boulevard Arago, 75014, Paris, France

<sup>4</sup> Observatoire de Haute-Provence, CNRS/OAMP, 04870 Saint-Michel-l'Observatoire, France

<sup>5</sup> SUPA, School of Physics and Astronomy, University of St. Andrews, North Haugh, St. Andrews, Fife, KY16 9SS, UK

<sup>6</sup> Institut d'Astrophysique et de Géophysique, Université de Liège, Allée du 6 Août 17, Sart Tilman, Liège 1, Belgium

<sup>7</sup> Observatoire de Genève, Université de Genève, 51 Chemin des Maillettes, 1290 Sauverny, Switzerland

<sup>8</sup> Aix Marseille Université, CNRS, LAM (Laboratoire d'Astrophysique de Marseille) UMR 7326, 13388, Marseille, France

<sup>9</sup> Department of Physics, University of Warwick, Coventry CV4 7AL, UK

<sup>10</sup> Department of Physics & Astronomy, University of Leicester, Leicester, LE1 7RH, UK

Preprint online version: October 15, 2018

## ABSTRACT

We report the discovery by the WASP transit survey of a highly-irradiated, massive ( $2.258 \pm 0.072 M_{\text{Jup}}$ ) planet which transits a bright ( $V = 10.6$ ), evolved F8 star every 2.9 days. The planet, WASP-71b, is larger than Jupiter ( $1.50 \pm 0.11 R_{\text{Jup}}$ ), but less dense ( $0.67 \pm 0.14 \rho_{\text{Jup}}$ ). We also report spectroscopic observations made during transit with the CORALIE spectrograph, which allow us to detect the Rossiter-McLaughlin effect. We determine the sky-projected angle between the stellar-spin and planetary-orbit axes to be  $\lambda = 19.8 \pm 9.9$  degrees.

**Key words.** planetary systems – planets and satellites: detection – planets and satellites: fundamental parameters – stars: individual: WASP-71 – planets and satellites: individual: WASP-71b

## 1. Introduction

The recent *Kepler* discoveries of thousands of transiting exoplanet candidates (e.g. Batalha et al. 2012) has extended the parameter space of planet discovery and made major advances in answering questions about the statistical population of planetary systems in our Galaxy (e.g. Howard et al. 2012).

The vast majority of the systems detected by *Kepler*, however, are too faint for in-depth characterisation, which is required to increase our knowledge of the range of properties exhibited by the nearby planetary population, as well as to make advances in our understanding of planetary formation and evolution. Examples of planet characterisation that require bright targets include radial velocities to measure the star-to-planet mass ratio, orbital eccentricity and spin-orbit alignment and transit and occultation spectra and photometry at a range of wavelengths to measure the planet's atmospheric properties.

Discovering relatively bright transiting systems that are amenable for characterisation measurements is where ground-based transit surveys such as WASP (Pollacco et al. 2006) and HAT (Bakos et al. 2002) are vital. Between them, these two surveys have discovered more than 100 systems around bright stars ( $8.5 \lesssim V \lesssim 12.5$ ); a sample which comprises the majority of the systems suitable for in-depth characterisation.

One of the characterisation measurements that can be made is spectroscopic transit measurements with the aim of detecting the changes in apparent radial velocity characteristic of the

Rossiter-McLaughlin (RM) effect (Holt 1893; Rossiter 1924; McLaughlin 1924). As the planet obscures a portion of the star rotating towards us, an anomalous red-shift is observed in the radial velocities of the star, and a blue shift is observed during the planet's passage across the portion of the star rotating away from us. The shape of the RM signature is therefore sensitive to the path of the planet across the stellar disk relative to the stellar spin axis. It is possible to determine the sky-projection of the obliquity angle,  $\lambda$ , between the stellar-rotation axis and the planetary-orbital axis.

Observations of the RM effect have been made for around fifty planetary systems<sup>1</sup>, revealing a significant fraction of them to be misaligned. This discovery was unexpected, since the proto-planetary disc from which planets form is expected to rotate in the same direction as the star, and the inward migration of hot Jupiters to their current locations via tidal interaction with the gas disc is expected to preserve this alignment (Lin et al. 1996).

As a result of these observations, planet-planet interactions are favoured as the dominant mechanism for producing hot Jupiters (Morton & Johnson 2011), resulting in a large number of misaligned systems. Those planets which orbit G dwarfs are then probably quickly re-aligned through tidal interactions with the large stellar convective zone, resulting in an apparent cor-

<sup>1</sup> René Heller's Holt-Rossiter-McLaughlin Encyclopaedia at <http://www.aip.de/People/RHeller>

relation between misalignment and stellar effective temperature (Winn *et al.* 2010).

Here we report the discovery of a transiting planet orbiting the  $V = 10.6$  star WASP-71 (=TYC 30-116-1) in the constellation Cetus, and a detection of the Rossiter-McLaughlin effect in the system.

## 2. Observations

### 2.1. WASP photometry

WASP-71 was observed in 2008 and 2009 by WASP-South, which is located at the South African Astronomical Observatory (SAAO), near Sutherland in South Africa, and in 2008, 2009 and 2010 by SuperWASP-N at the Observatorio del Roque de los Muchachos on La Palma, Spain. Each instrument consists of eight Canon 200mm f/1.8 lenses, each equipped with an Andor 2048×2048 e2v CCD camera, on a single robotic mount. Further details of the instrument, survey and data reduction procedures are described in Pollacco *et al.* (2006) and details of the candidate selection procedure can be found in Collier Cameron *et al.* (2007) and Pollacco *et al.* (2008). A total of 9316 measurements of WASP-71 were made using WASP-South from 2008 July 30 to 2009 December 12, and 11166 using SuperWASP-N from 2008 September 24 to 2010 December 27, making a grand total of 20482 observations.

The data revealed the presence of a transit-like signal with a period of  $\sim 2.9$  days and a depth of  $\sim 4$  mmag. The combined WASP light curve is shown folded on the best-fitting orbital period in the upper panel of Figure 1.

### 2.2. Spectroscopic follow-up

Spectroscopic observations were made using the SOPHIE spectrograph mounted on the 1.93-m telescope of the Observatoire de Haute-Provence, France. Nine observations were made between 2011 July 29 and 2011 August 26. Further spectroscopic observations were made using the CORALIE spectrograph of the 1.2-m Euler-Swiss telescope at La Silla Observatory, Chile. A total of 31 observations were made with CORALIE between 2011 September 05 and 2011 November 28. Sixteen of these were made on 2011 September 27 (12 during transit), with the intention of detecting the Rossiter-McLaughlin effect. Observations of thorium-argon emission line lamps were used to calibrate both the SOPHIE and CORALIE spectra. The data were processed using the standard SOPHIE and CORALIE data-reduction pipelines. The resulting radial velocity data are shown in Figure 2. In order to rule out the system as a blended eclipsing binary, we examined the bisector spans (e.g. Queloz *et al.* 2001), which exhibit no significant correlation with radial velocity (Figure 2, lower panel), as expected for a true planetary system.

### 2.3. Photometric follow-up

High-precision photometric follow-up observations were performed using the robotic Transiting Planets and Planetesimals Small Telescope (TRAPPIST; Jehin *et al.* 2011) at La Silla. A complete transit was observed on 2011 September 27 (simultaneously with our spectroscopic transit observations), and a partial transit was observed on 2011 September 30, both in the  $z$ -band. The data were reduced using the IRAF/DAOPHOT package, with aperture radii and choice of comparison stars chosen to

minimise the out-of-transit light curve rms. Both TRAPPIST light curves are shown in the lower panel of Figure 1.

## 3. Determination of system parameters

### 3.1. Stellar parameters

The 31 individual CORALIE spectra of WASP-71 were co-added to produce a single spectrum with an average S/N of around 100:1. The analysis was performed using the methods described in Gillon *et al.* (2009) and standard pipeline reduction products. We used the  $H_\alpha$  line to determine the effective temperature ( $T_{\text{eff}}$ ), and the surface gravity ( $\log g$ ) was determined from the Ca I lines at 6162Å and 6439Å (Bruntt *et al.* 2010b), along with the Na I D lines.

The elemental abundances were determined from equivalent width measurements of several clean and unblended lines. A value for microturbulence ( $\xi_t$ ) was determined from Fe I using the method of Magain (1984). The quoted error estimates include the contributions from the uncertainties in  $T_{\text{eff}}$ ,  $\log g$  and  $\xi_t$ , as well as the scatter due to measurement and atomic data uncertainties.

The projected stellar rotation velocity ( $v \sin i_*$ ) was determined by fitting the profiles of several unblended Fe I lines. We assumed a value for macroturbulence ( $v_{\text{mac}}$ ) of  $3.3 \pm 0.3 \text{ km s}^{-1}$ , based on the calibration by Bruntt *et al.* (2010a), and an instrumental FWHM of  $0.11 \pm 0.01 \text{ Å}$  was determined from the telluric lines around 6300Å. The results of the spectral analysis are listed in Table 1.

#### 3.1.1. Rotational modulation

We searched the WASP photometry for rotational modulations, using the sine-wave fitting algorithm described by Maxted *et al.* (2011). We estimated the significance of periodicities by subtracting the fitted transit light curve and then repeatedly and randomly permuting the nights of observation. No significant periodic modulation was detected, to a 95 per cent confidence upper limit of 1 mmag.

#### 3.1.2. Stellar age

The degree of lithium absorption in the spectrum suggests that WASP-71 has an age of  $\sim 2$  Gyr (Sestito & Randich 2005). The measured stellar  $v \sin i_*$  gives an upper limit to the rotation period,  $P_{\text{rot}}$ , of  $12.5 \pm 0.7 \text{ d}$ , using the best-fitting stellar radius (Table 2). This corresponds to an upper limit on the age of  $\sim 0.6 \pm 0.1 \text{ Gyr}$  using the gyrochronological relation of Barnes (2007). In Figure 3 we plot WASP-71 alongside the stellar evolution tracks of Marigo *et al.* (2008), from which we infer an age of  $3 \pm 1 \text{ Gyr}$ . In conclusion, the precise stellar age is uncertain, but it seems likely to be around 2 – 3 Gyr.

### 3.2. Planetary system parameters

The WASP and TRAPPIST photometry were combined with the SOPHIE and CORALIE radial velocities and analysed simultaneously using the Markov Chain Monte Carlo (MCMC) method. One of the SOPHIE radial velocity measurements was made during transit, and we exclude this data point from our analysis (but show it as a grey point in Figure 2 for completeness), lest it bias the spectroscopic transit data from CORALIE. We use the current version of the MCMC code described in

**Table 1.** Stellar Parameters and Abundances from Analysis of CORALIE Spectra

Parameter	Value	Parameter	Value
RA (J2000.0)	01h57m03.20s	[Fe/H]	+0.15 ± 0.07
Dec (J2000.0)	+00° 45′ 31.9″	[Na/H]	+0.33 ± 0.05
$T_{\text{eff}}$	6050 ± 100 K	[Si/H]	+0.26 ± 0.10
$\log g$ (cgs)	4.3 ± 0.1	[Ca/H]	+0.21 ± 0.14
$\xi_t^2$	1.4 ± 0.1 km s <sup>-1</sup>	[Sc/H]	+0.34 ± 0.07
$v \sin i_*$	9.4 ± 0.5 km s <sup>-1</sup>	[Ti/H]	+0.18 ± 0.15
$\log A(\text{Li})$	2.19 ± 0.09	[V/H]	+0.15 ± 0.09
Sp. Type	F8	[Cr/H]	+0.20 ± 0.11
Distance	200 ± 20 pc	[Mn/H]	+0.19 ± 0.11
Mass	1.21 ± 0.09 $M_\odot$	[Co/H]	+0.20 ± 0.07
Radius	1.27 ± 0.17 $R_\odot$	[Ni/H]	+0.20 ± 0.07

Additional identifiers for WASP-71:

TYC 30-116-1

2MASS J01570320+0045318

1SWASP J015703.20+004531.9

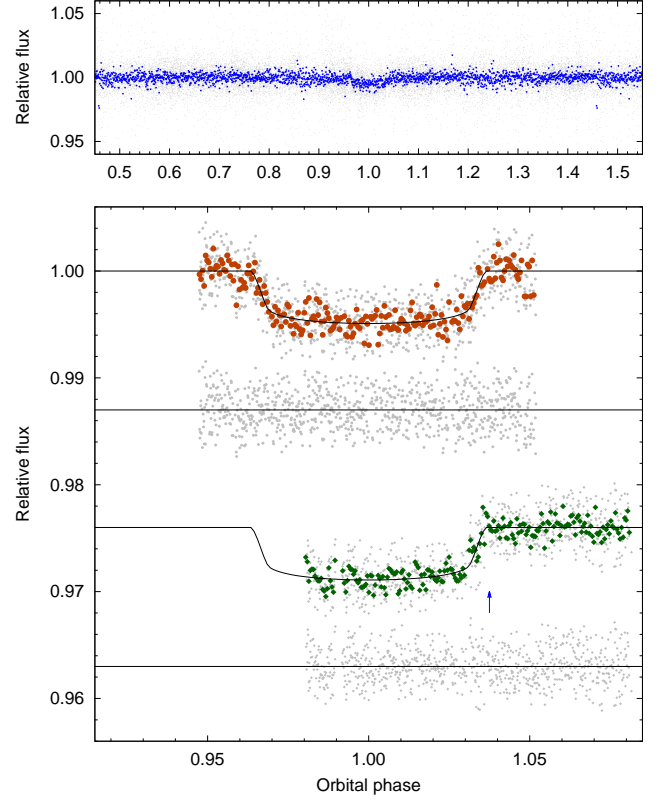
**Note:** The spectral type was estimated from  $T_{\text{eff}}$  using the table of (Gray 2008, p. 507). The mass and radius were estimated using the Torres et al. (2010) calibration.

Collier Cameron et al. (2007) and Pollacco et al. (2008), which uses the relation between stellar mass, effective temperature, density and metallicity appropriate for stars with masses between 0.2 and 3.0  $M_\odot$  from Southworth (2011). Briefly, the radial velocity data are modelled with a Keplerian orbit and the RM effect is modelled using the formulation of Giménez (2006). The photometric transits are fitted using the model of Mandel & Agol (2002) and limb-darkening was accounted for using a four-coefficient, non-linear model, employing coefficients appropriate to the passbands from the tabulations of Claret (2000, 2004). The coefficients were determined using an initial interpolation in  $\log g_*$  and [Fe/H] (values from Table 1), and an interpolation in  $T_{\text{eff}}$  at each MCMC step. The coefficient values corresponding to the best-fitting value of  $T_{\text{eff}}$  are given in Table 3.

The MCMC proposal parameters we use are: the epoch of mid-transit,  $T_c$ ; the orbital period,  $P$ ; the transit duration,  $T_{14}$ ; the fractional flux deficit that would be observed during transit in the absence of stellar limb-darkening,  $\Delta F$ ; the transit impact parameter for a circular orbit,  $b = a \cos(i_p)/R_*$ ; the stellar reflex velocity semi-amplitude,  $K_*$ ; the stellar effective temperature,  $T_{\text{eff}}$ , and the stellar metallicity, [Fe/H]. When fitting for a non-zero orbital eccentricity, there are an additional two proposal parameters:  $\sqrt{e} \cos \omega$  and  $\sqrt{e} \sin \omega$ , where  $e$  is the orbital eccentricity, and  $\omega$  is the argument of periastron (Anderson et al. 2011). A further two proposal parameters are included when modelling the RM effect, these are  $\sqrt{v \sin i_*} \cos \lambda$  and  $\sqrt{v \sin i_*} \sin \lambda$ , where  $v \sin i_*$  is the sky-projected stellar rotation velocity, and  $\lambda$  is the sky-projected obliquity (the angle between the axes of stellar rotation and planetary orbit).

The best-fitting system parameters are taken to be the median values of the posterior probability distribution. Linear functions of time were fitted to each light curve at each step of the MCMC, to remove systematic trends. Given that we have a measurement of  $v \sin i_*$  from our spectral analysis, we place a Gaussian prior on the value of  $v \sin i_*$  within the MCMC, by means of a Bayesian penalty on  $\chi^2$ .

An initial MCMC fit for an eccentric orbit found  $e = 0.026 \pm 0.010$  ( $\omega = 140^{+26}_{-301}$  degrees), with a 3- $\sigma$  upper-limit to the eccentricity of 0.060, but this is consistent with a circular orbit. Following the F-test approach of Lucy & Sweeney (1971), we



**Fig. 1.** Photometry. *Upper panel:* Combined SuperWASP-N and WASP-South discovery light curve for WASP-71b, folded on the orbital period of  $P = 2.9036747$  d. The small, light-grey points are the un-binned data and the larger blue points are binned in phase, with a bin width equivalent to 120 s. *Lower panel:* High-precision transit photometry from TRAPPIST, over-plotted with our best-fitting models (solid lines). In each case the un-binned data are shown in small, light-grey points, with residuals to the best-fitting model shown below. Data binned on 120 s are indicated with orange circles for the transit of 2011 September 27 (upper) and green squares for the transit of 2011 September 30 (lower), which is offset in flux for clarity. The phase at which the meridian flip occurred during the latter transit is indicated by a blue arrow.

find that there is a 10 per cent probability that the apparent eccentricity could have arisen if the underlying orbit were actually circular. Given this, and also that there are good reasons, theoretical and empirical, to expect the orbits of short-period planets such as WASP-71b to be circular (e.g. Anderson et al. 2012), we fix  $e = 0$  in subsequent analyses. We note that the values of the other model parameters, and their associated uncertainties, are almost identical to those of the eccentric solution.

We also tried fitting for a linear trend in the RVs with the inclusion of an additional parameter in our MCMC fit. Such a trend (such as that found in the RVs of WASP-34, Smalley et al. 2011) may indicate the presence of a third body in the system. The best-fitting linear radial acceleration ( $d\gamma/dt = 9.9^{+5.1}_{-6.1}$  m s<sup>-1</sup> yr<sup>-1</sup>) is consistent with zero, indicating there is no evidence for an additional body in the system based on our RVs, which span 122 d. The orbital parameters we report are the result of a fit which does not allow for a linear trend in radial velocity.

The system parameters derived from our best-fitting circular model are presented in Table 2. The corresponding transit and

**Table 3.** Limb-darkening coefficients

Claret band	Light curves	$a_1$	$a_2$	$a_3$	$a_4$
Cousins $R$	WASP	0.615	-0.085	0.491	-0.284
Sloan $z'$	TRAPPIST	0.705	-0.433	0.688	-0.336

RV models are superimposed on our data in Figures 1 and 2 respectively.

### 3.3. Spectroscopic transit

The Rossiter-McLaughlin effect is clearly detected in the radial velocities taken with CORALIE during transit (Fig. 2); we find  $\lambda = 19.8 \pm 9.9$  deg. The best-fitting  $v \sin i_* = 9.91 \pm 0.49$  km s<sup>-1</sup> is constrained by the Bayesian prior ( $9.4 \pm 0.5$  km s<sup>-1</sup>) that we imposed. If left unconstrained, the data favour a significantly higher value of  $v \sin i_* = 18.1^{+3.2}_{-2.3}$  km s<sup>-1</sup>, which is incompatible with our spectroscopic analysis (Sec. 3.1). There is often a degeneracy between  $v \sin i_*$  and  $v_{\text{mac}}$  (e.g. Smith *et al.* 2012), but even if  $v_{\text{mac}}$  were zero, the spectroscopic  $v \sin i_*$  would only be  $\approx 0.5$  km s<sup>-1</sup> higher.

The model from our unconstrained MCMC analysis, which is over-plotted with our standard model in the inset of the uppermost panel of Fig. 2, is a better fit to the radial velocities, particularly those near the end of transit. When  $v \sin i_*$  is unconstrained we also obtain a larger obliquity, albeit with larger uncertainties:  $\lambda = 27^{+22}_{-11}$  deg. The values of the other system parameters reported in Table 2 are unchanged, as they also are when the spectroscopic transit data are omitted from the analysis and the only model fitted to the remaining RVs is a Keplerian orbit.

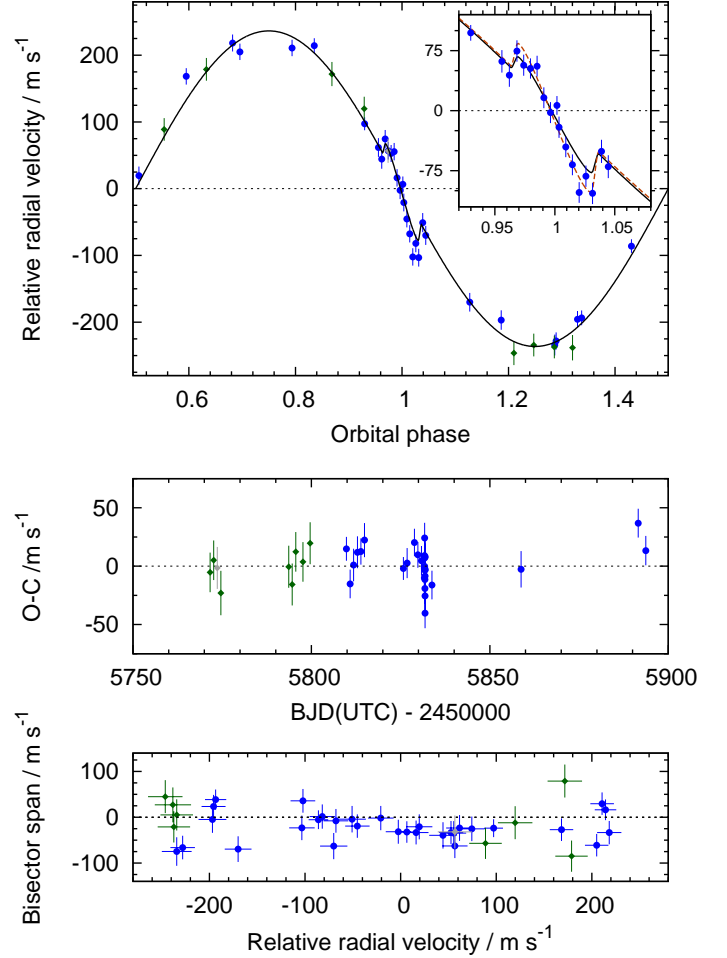
## 4. Results and Discussion

### 4.1. Basic system parameters

#### 4.1.1. Star

Our MCMC analysis yields values for the stellar density (Fig. 3), and hence mass, radius and stellar surface gravity that are inconsistent with those from our spectral analysis. In particular, the  $R_*$  we find in the MCMC analysis is much larger ( $2.32 \pm 0.14 R_\odot$  c.f.  $1.27 \pm 0.17 R_\odot$  from the spectral analysis), and results in a  $\log g$  value that is discrepant with the spectroscopic value at  $3.6\text{-}\sigma$ . The difference between the spectroscopic and photometric  $\log g$  values (0.395) is greater than that found for any of the other WASP planet-host stars (Smalley *et al.* 2012). In order to determine whether systematic error in a particular light curve could be responsible for these discrepancies, we performed a series of MCMC analyses using subsets of the photometric data. We performed analyses that excluded each of the TRAPPIST light curves, and both of them. We also tried fixing the orbital period to the best-fitting value and excluding all the WASP photometry, in order that the transit depth and shape was determined entirely by the TRAPPIST data. The stellar parameters obtained from each of these different analyses are consistent with the results of our main analysis to within  $1\text{-}\sigma$ , indicating that light curve systematics are unlikely to be the cause of the inconsistency.

Additionally, we performed an analysis in which the stellar density was constrained by means of a prior to lie on the main-sequence. This resulted in significantly ( $\sim 2\text{-}\sigma$ ) larger stellar and planetary masses, and slightly smaller ( $1\text{-}\sigma$ ) stellar and planetary radii. This analysis found a slightly higher stellar surface gravity



**Fig. 2.** Radial velocities. *Upper panel:* Phase-folded radial-velocity measurements from SOPHIE (green squares) and CORALIE (blue circles). The SOPHIE measurement that fell during transit and is excluded from our MCMC analysis is shown as a grey square. The centre-of-mass velocity,  $\gamma = -7.7943$  km s<sup>-1</sup>, has been subtracted, as has the fitted offset  $\gamma_{\text{COR-SOPH}} = 41.4$  m s<sup>-1</sup> between the two datasets. The best-fitting MCMC solution is over-plotted as a solid black line. *Inset:* A close up of the Rossiter-McLaughlin effect. In addition to the model plotted in the main panel, a second model where  $v \sin i_*$  is not constrained with a prior is shown with a dashed orange line. *Middle panel:* Residuals from the Keplerian and RM fit as a function of time. No significant linear trend is present in the residuals (the best-fitting linear radial acceleration is  $d\gamma/dt = 9.9^{+5.1}_{-6.1}$  m s<sup>-1</sup> yr<sup>-1</sup>). *Lower panel:* Bisector span measurements as a function of radial velocity. The uncertainties in the bisectors are taken to be twice the uncertainty in the radial velocities.

( $\log g = 4.016 \pm 0.007$ ), which is still difficult to reconcile with the spectral analysis (discrepant at  $2.8\text{-}\sigma$ ).

We conclude that the most-likely explanation for the stellar parameters we find is that WASP-71 has evolved off the main-sequence.

#### 4.1.2. Planet

We find WASP-71b to have a mass 2.3 times that of Jupiter and a radius 1.5 times that of Jupiter. WASP-71b joins a large num-

**Table 2.** System parameters

Parameter	Symbol	Unit	Value
<i>Model parameters:</i>			
Orbital period	$P$	d	$2.9036747 \pm 0.0000068$
Epoch of mid-transit	$T_c$	HJD, UTC	$2455738.84977 \pm 0.00070$
Transit duration	$T_{14}$	d	$0.2094 \pm 0.0019$
Planet-to-star area ratio	$\Delta F = R_p^2/R_*^2$	-	$0.00444 \pm 0.00015$
Transit impact parameter	$b$	-	$0.433 \pm 0.111$
Stellar orbital velocity semi-amplitude	$K_*$	$\text{km s}^{-1}$	$0.2364 \pm 0.0037$
System velocity	$\gamma$	$\text{km s}^{-1}$	$7.7943 \pm 0.0014$
Velocity offset between CORALIE and SOPHIE	$\gamma_{\text{COR-SOPH}}$	$\text{m s}^{-1}$	$41.43 \pm 1.6$
Stellar effective temperature	$T_{*,\text{eff}}$	K	$6058 \pm 96$
Stellar metallicity	[Fe/H]	dex	$+0.152 \pm 0.069$
	$\sqrt{v \sin i_*} \cos \lambda$	$\text{km}^{1/2} \text{s}^{-1/2}$	$2.95^{+0.15}_{-0.25}$
	$\sqrt{v \sin i_*} \sin \lambda$	$\text{km}^{1/2} \text{s}^{-1/2}$	$1.06 \pm 0.50$
<i>Derived parameters:</i>			
Ingress / egress duration	$T_{12} = T_{34}$	d	$0.0159 \pm 0.0020$
Orbital inclination angle	$i_p$	$^\circ$	$84.2 \pm 1.8$
Orbital eccentricity (adopted)	$e$	-	0
Orbital eccentricity ( $3\sigma$ upper-limit)	-	-	0.060
Projected stellar rotation velocity <sup>†</sup>	$v \sin i_*$	$\text{km s}^{-1}$	$9.91 \pm 0.49$
Sky-projected obliquity	$\lambda$	$^\circ$	$19.8 \pm 9.9$
Stellar mass	$M_*$	$M_\odot$	$1.572 \pm 0.062$
Stellar radius	$R_*$	$R_\odot$	$2.32 \pm 0.14$
log (stellar surface gravity)	$\log g_*$	(cgs)	$3.905 \pm 0.045$
Stellar density	$\rho_*$	$\rho_\odot$	$0.127 \pm 0.021$
Planet mass	$M_p$	$M_{\text{Jup}}$	$2.258 \pm 0.072$
Planet radius	$R_p$	$R_{\text{Jup}}$	$1.50 \pm 0.11$
log (planet surface gravity)	$\log g_p$	(cgs)	$3.360 \pm 0.056$
Planet density	$\rho_p$	$\rho_J$	$0.67 \pm 0.14$
Scaled orbital major semi-axis	$a/R_*$	-	$4.30 \pm 0.24$
Orbital major semi-axis	$a$	AU	$0.04631 \pm 0.00060$
Planet equilibrium temperature (uniform heat redistribution)	$T_{p,A=0}$	K	$2066 \pm 67$

<sup>†</sup> We impose a Bayesian prior of  $v \sin i_* = 9.4 \pm 0.5 \text{ km s}^{-1}$  obtained from our spectral analysis (Sec. 3.1).

The following constant values are used:  $\text{AU} = 1.49598 \times 10^{11} \text{ m}$ ;  $R_\odot = 6.9599 \times 10^8 \text{ m}$ ;  $M_\odot = 1.9892 \times 10^{30} \text{ kg}$ ;

$R_{\text{Jup}} = 7.1492 \times 10^7 \text{ m}$ ;  $M_{\text{Jup}} = 1.89896 \times 10^{27} \text{ kg}$ ;  $\rho_J = 1240.67 \text{ kg m}^{-3}$ .

ber of giant planets which have radii larger than those theoretically predicted (by e.g. Bodenheimer et al. 2003). The radius of WASP-71b ( $1.50 \pm 0.11 R_{\text{Jup}}$ ) agrees well with the empirical radius calibration model of Enoch et al. (2012), which predicts a radius of  $1.42 \pm 0.38 R_{\text{Jup}}$  (taking into account the uncertainties on our measured parameters, and the scatter in the empirical fit). The fit is based on the planet mass and equilibrium temperature and the stellar metallicity; in calculating this predicted radius, we assume that a circular orbit for WASP-71b, and therefore omit the tidal-heating term from Equation (10) of Enoch et al. (2012).

#### 4.2. Stellar spin - orbit alignment

We make a highly-significant detection of the Rossiter-McLaughlin effect in the WASP-71 system; an analysis consisting of a purely Keplerian fit to the radial velocities produces a much larger  $\chi^2$  fit statistic, and an F-test of the null hypothesis that the RM effect is not detected results in  $P(F) \sim 0$ .

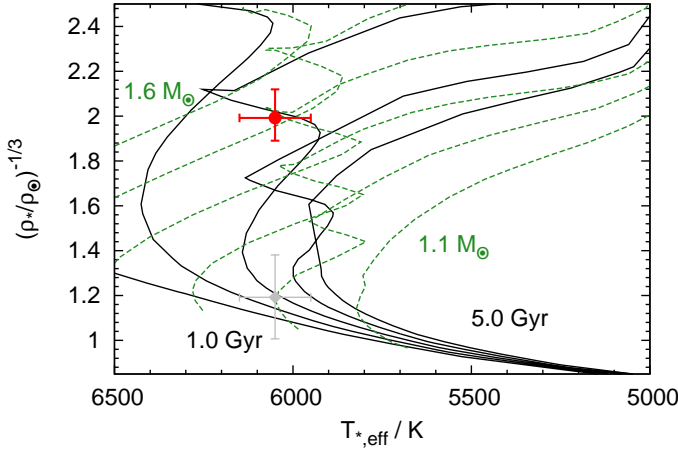
Our best-fitting value for the sky-projected spin-orbit obliquity is  $\lambda = 19.8 \pm 9.9$  degrees. This is consistent with zero, i.e. there is no evidence that the spin-axis of WASP-71 is significantly misaligned with respect to the orbital axis of WASP-71b,

and the planet orbits in the prograde direction. This suggests that the orbit has been realigned by stellar tidal forces, as expected, or alternatively that the orbit was never significantly misaligned.

As Triaud (2011) pointed out, stars with masses larger than  $1.2 M_\odot$  will have started their existence on the zero-age main sequence at temperatures greater than 6250 K, the temperature above which Winn et al. (2010) note a lack of aligned systems. If our mass of  $1.57 \pm 0.06 M_\odot$  for WASP-71 is correct, the star will have been hotter than 6250 K in its recent past. According to Winn et al. (2010) then, the system may have been significantly misaligned previously, but then realigned as the star cooled.

Triaud (2011) finds a tentative correlation between system misalignment and youth, with systems older than 2.5 Gy appearing to be aligned. If the stellar age of  $3 \pm 1$  Gy obtained by isochrone fitting is accepted, then WASP-71 is slightly older than this limit, and so adds to the observed correlation. Further, if this age is accepted, then WASP-71 appears to be rotating anomalously quickly (see Section 3.1.2) for a star of its age. This offers a tantalising glimpse of the possibility that WASP-71 may have been spun-up by its planet.

*Acknowledgements.* WASP-South is hosted by the SAAO and SuperWASP by the Isaac Newton Group and the Instituto de Astrofísica de Canarias; we gratefully acknowledge their ongoing support and assistance. Funding for WASP comes from consortium universities and from the UK's Science and Technology



**Fig. 3.** Modified Hertzsprung-Russell diagram. WASP-71 is plotted alongside isochrones and evolutionary tracks from the models of Marigo *et al.* (2008) for  $Z = 0.026$ . The red circle corresponds to our best-fitting stellar density, and the grey square to that from our spectral analysis only. The isochrones (solid black lines) correspond (from left to right) to ages 1.0, 2.0, 3.0, 4.0, and 5.0 Gyr. The evolutionary tracks (dashed green lines) correspond (from lower to upper) to masses of 1.1, 1.2, 1.3, 1.4, 1.5 and 1.6 solar masses.

Facilities Council (STFC). TRAPPIST is a project funded by the Belgian Fund for Scientific Research (FNRS) with the participation of the Swiss National Science Foundation. MG and EJ are FNRS Research Associates.

## References

- Anderson, D. R., Collier Cameron, A., Gillon, M., *et al.* 2012, *MNRAS*, 422, 1988
- Anderson, D. R., Collier Cameron, A., Hellier, C., *et al.* 2011, *ApJ*, 726, L19+
- Bakos, G. Á., Lázár, J., Papp, I., Sári, P., & Green, E. M. 2002, *PASP*, 114, 974
- Barnes, S. A. 2007, *ApJ*, 669, 1167
- Batalha, N. M., Rowe, J. F., Bryson, S. T., *et al.* 2012, *ArXiv e-prints*
- Bodenheimer, P., Laughlin, G., & Lin, D. N. C. 2003, *ApJ*, 592, 555
- Bruntt, H., Bedding, T. R., Quirion, P., *et al.* 2010a, *MNRAS*, 405, 1907
- Bruntt, H., Deleuil, M., Fridlund, M., *et al.* 2010b, *A&A*, 519, A51
- Claret, A. 2000, *A&A*, 363, 1081
- Claret, A. 2004, *A&A*, 428, 1001
- Collier Cameron, A., Wilson, D. M., West, R. G., *et al.* 2007, *MNRAS*, 380, 1230
- Enoch, B., Collier Cameron, A., & Horne, K. 2012, *A&A*, 540, A99
- Gillon, M., Smalley, B., Hebb, L., *et al.* 2009, *A&A*, 496, 259
- Giménez, A. 2006, *ApJ*, 650, 408
- Gray, D. F. 2008, *The Observation and Analysis of Stellar Photospheres*, 3rd Edition (Cambridge University Press)
- Holt, J. R. 1893, *Astronomy and Astro-Physics*, 12, 646
- Howard, A. W., Marcy, G. W., Bryson, S. T., *et al.* 2012, *ApJS*, 201, 15
- Jehin, E., Gillon, M., Queloz, D., *et al.* 2011, *The Messenger*, 145, 2
- Lin, D. N. C., Bodenheimer, P., & Richardson, D. C. 1996, *Nature*, 380, 606
- Lucy, L. B. & Sweeney, M. A. 1971, *AJ*, 76, 544
- Magain, P. 1984, *A&A*, 134, 189
- Mandel, K. & Agol, E. 2002, *ApJ*, 580, L171
- Marigo, P., Girardi, L., Bressan, A., *et al.* 2008, *A&A*, 482, 883
- Maxted, P. F. L., Anderson, D. R., Collier Cameron, A., *et al.* 2011, *PASP*, 123, 547
- McLaughlin, D. B. 1924, *ApJ*, 60, 22
- Morton, T. D. & Johnson, J. A. 2011, *ApJ*, 729, 138
- Pollacco, D., Skillen, I., Collier Cameron, A., *et al.* 2008, *MNRAS*, 385, 1576
- Pollacco, D. L., Skillen, I., Cameron, A. C., *et al.* 2006, *PASP*, 118, 1407
- Queloz, D., Henry, G. W., Sivan, J. P., *et al.* 2001, *A&A*, 379, 279
- Rossiter, R. A. 1924, *ApJ*, 60, 15
- Sestito, P. & Randich, S. 2005, *A&A*, 442, 615
- Smalley, B., Anderson, D. R., Collier-Cameron, A., *et al.* 2012, *A&A*, 547, A61

- Smalley, B., Anderson, D. R., Collier Cameron, A., *et al.* 2011, *A&A*, 526, A130+
- Smith, A. M. S., Anderson, D. R., Collier Cameron, A., *et al.* 2012, *AJ*, 143, 81
- Southworth, J. 2011, *MNRAS*, 417, 2166
- Torres, G., Andersen, J., & Giménez, A. 2010, *A&A Rev.*, 18, 67
- Triaud, A. H. M. J. 2011, *A&A*, 534, L6
- Winn, J. N., Fabrycky, D., Albrecht, S., & Johnson, J. A. 2010, *ApJL*, 718, L145