

# DUAL REGRESSION

RICHARD H. SPADY AND SAMI STOULI

ABSTRACT. We propose an alternative (‘dual regression’) to the quantile regression process for the global estimation of conditional distribution functions under minimal assumptions. Dual regression provides all the interpretational power of the quantile regression process while largely avoiding the need for ‘rearrangement’ to repair the intersecting conditional quantile surfaces that quantile regression often produces in practice. Dual regression can be appropriately modified to provide full structural distribution function estimates of the single equation instrumental variables model; this and similar extensions have implications for the analysis of identification in econometric models of endogeneity.

## 1. INTRODUCTION

Let  $Y$  be a scalar random variable with continuous support and  $X$  a vector random variable with continuous or discrete support. Then the conditional distribution function of  $Y$  given  $X$ , written  $U = F_{Y|X}(Y|X)$ , has three properties: (1)  $U$  is standard uniform, (2)  $U$  is independent of  $X$ , and (3)  $F_{Y|X}(Y = y|X = x)$  is strictly increasing in  $y$  for any value  $x$  of  $X$ . We will refer to these three properties as “uniformity”, “independence” and “monotonicity”.

Supposing that we have a sample of  $n$  points  $\{x_i, y_i\}$  drawn from the joint distribution  $F_{YX}(Y, X)$ , how might we estimate the  $n$  values  $u_i = F_{Y|X}(Y = y_i|X = x_i)$  using only the requirement that the estimate displays uniformity, independence, and monotonicity? We explore this question by formulating a sequence of mathematical programming problems that embodies these requirements and that generalizes the dual formulation of the quantile regression problem. Although this ‘generalized dual’<sup>1</sup> formulation seeks only to

---

*Date:* This version: October 25, 2013. First Arxiv version October 25, 2012. *Acknowledgement:* We are grateful to Jelmer Ypma for his help with Ipoptr. Sami Stouli gratefully acknowledges the financial support of the UK Economic and Social Research Council and of the Royal Economic Society. *Authors’ affiliations:* Richard Spady: Department of Economics, Johns Hopkins University and CeMMAP. Sami Stouli: Department of Economics, University of Bristol and CeMMAP.

<sup>1</sup>The use of ‘dual’ is thus motivated by the general observation that the estimation problem for a statistical model with parameter  $\theta$  and stochastic element  $\varepsilon$  is usually formulated in terms of a procedure that obtains  $\theta$  directly and  $\varepsilon$  as a byproduct that follows from a calculation from the representation evaluated at a specific value of  $\theta$ . Here we turn that process around, obtaining  $\varepsilon$  first (from e.g. a mathematical programming problem) and ‘backing out’  $\theta$  afterwards, if at all.

find the  $n$  values  $u_i = F_{Y|X}(Y = y_i|X = x_i)$ , *its dual* - the primal, so to speak - shows that the assignment of these  $n$  values admits a sequence of location-scale representations, the simplest element of which is a linear heteroscedastic model. Even this simplest representation, like the quantile regression process, provides a complete estimate of  $F_{Y|X}(Y|X)$ . Moreover, it is largely free of ‘quantile-crossing’ problems that the quantile regression process sometimes encounters in practice.

Because the methods we propose stand as a sort of ‘drop-in’ replacement for quantile regression, the extensions of quantile regression methods to other problem areas have analogs in our methods. In particular, we are able to provide estimates of the single equation instrumental variables model that are free of the complexities and infelicities found in current quantile regression based methods while retaining the same interpretation.

In the following Section we outline our method. In Section 3 we discuss its generalization and interpretation. Section 4 considers a simple example, the classic data of Engel (Koenker (2005)) on household income and food expenditure. We compare our method to rearrangement methods for quantile regression proposed by Chernozhukov, Fernandez-Val, and Galichon (2009) and Chernozhukov, Fernandez-Val, and Galichon (2010). Section 5 shows how the basic method can be used to estimate a full ‘structural’ conditional distribution function under the assumptions of the single equation instrumental variables model that is popular in econometrics. This is done without recourse to either rearrangement nor iterative methods, and offers an alternative to previous methods such as those found in Chernozhukov and Hansen (2005) and Chernozhukov and Hansen (2006). A final section summarizes and speculates.

## 2. BASICS

The dual problem of the (linear) .5 quantile regression of  $y$  on  $X$  is (cf. Koenker (2005) p. 87, equation 3.12):

$$(1) \quad \max_u \{y^\top u | \mathbf{X}^\top (u - \frac{1_n}{2}) = 0, u \in [0, 1]^n\},$$

where  $y$  is an  $(n \times 1)$  vector of dependent variable values,  $\mathbf{X}$  is an  $(n \times k)$  matrix of explanatory variable values that includes an intercept, i.e an  $(n \times 1)$  vector of ones denoted  $1_n$ .

The solution to problem (1) produces values of  $u$  that are largely 0 and 1, with  $k$  sample points being assigned  $u$  values that are neither 0 nor 1. The points that are assigned 1 fall above the median quantile regression; the points receiving 0’s fall below; and the remaining points fall on the median quantile regression plane. One direction of extension of equation

(1) is to replace the “1/2” with values  $\alpha$  that fall between 0 and 1 to obtain the  $\alpha$  quantile regression.

Another extension is to augment problem (1) by adding  $k$  more constraints:

$$(2) \quad \max_u \{y^\top u\} \left\{ \begin{array}{l} \mathbf{X}^\top(u - \frac{1_n}{2}) = 0 \\ \mathbf{X}^\top(u^2 - \frac{1_n}{3}) = 0 \end{array} \right., \quad u \in [0, 1]^n.$$

Apparently the solution  $u$  to (1) differs from the solution in (2): the variance of  $u$  (around 0) in the solution to (1) is approximately  $\frac{1}{2}$ , not  $\frac{1}{3}$ . To satisfy program (2), the  $u$ 's have to be moved off  $\{0\}, \{1\}$ . Since  $\mathbf{X}$  contains an intercept, the sample moments of  $u$  and  $u^2$  will be  $\frac{1}{2}$  and  $\frac{1}{3}$ ;  $u$  and  $u^2$  will be orthogonal to the components of  $\mathbf{X}$ , relations that are necessary but not sufficient for uniformity and independence.

Both systems (1) and (2) impose monotonicity by maximally correlating  $y$  and  $u$ . It is worth noting that a violation of monotonicity requires there to be two observations that share the same  $X$  values but have different  $y$  values, with the lower of the two  $y$  values having the (weakly) higher value of  $u$ . But a ‘solution’ characterized by such a violation could be improved upon by exchanging the  $u$  assignments. However, system (1) is dual to a linear program well-known to have solutions at which  $k$  observations are interpolated when  $k$  parameters are being estimated - i.e the hyperplanes obtained by regression quantiles must interpolate  $k$  observations. In contrast, dual regression solutions are not subject to this interpolative property of regression quantiles in finite-samples.

The goal of assigning a  $u$  value to each observation such that uniformity, independence, and monotonicity is achieved could equally well be achieved by assigning a value  $e_i \in \mathbb{R}$  to each observation, where  $e = [e_1, \dots, e_n]^\top$  obeys the independence and monotonicity requirements, but where  $e_i$  is given by  $F^{-1}(u_i)$  for some distribution function  $F$ . Such a  $e$  solution is transformed into a corresponding  $u$  solution by taking  $u_i = F(e_i)$ ; without loss of generality we can take  $F$  to correspond to a distribution with zero mean and unit variance. Doing this, the problem corresponding to (2) becomes:

$$(3) \quad \max_e \{y^\top e\} \left\{ \begin{array}{l} \mathbf{X}^\top e = 0 \\ \frac{1}{2} \mathbf{X}^\top (e^2 - 1_n) = 0 \end{array} \right.,$$

where some simplification (particularly in computation) is obtained since  $e$  can take on any real value (whereas  $u$  is restricted to  $[0, 1]^n$ ).

It is natural to take  $u_i = F_n(e_i)$ , the empirical cumulative distribution function of  $e$ , thereby imposing uniformity to high precision even at small  $n$ .

The remainder of this Section studies the dual regression problem (3), the functional form and properties of its solution, and problem (3) is shown to be dual to an  $M$ -estimation problem for the location and scale parameters of a distribution belonging to the location-scale family.

**2.1. The Dual Problem.** Letting  $\mathbf{x}_i = [1, x_i]$ , the solution to the problem in equation (3) is easily found from the Lagrangian

$$\mathcal{L} = \sum_{i=1}^n y_i e_i - \lambda_1 \sum_{i=1}^n \mathbf{x}_i e_i - \frac{1}{2} \lambda_2 \sum_{i=1}^n \mathbf{x}_i (e_i^2 - 1).$$

Differentiating with respect to  $e_i$ , we obtain  $n$  first-order conditions:

$$\frac{\partial \mathcal{L}}{\partial e_i} = y_i - \lambda_1 \cdot \mathbf{x}_i - (\lambda_2 \cdot \mathbf{x}_i) e_i = 0.$$

Keeping in mind that  $\mathbf{x}_i$  is a  $k$  component vector (and thus so are the Lagrange multipliers  $\lambda_1$  and  $\lambda_2$ ) we obtain for each  $e_i$ :

$$(4) \quad e_i = \frac{y_i - \lambda_1 \cdot \mathbf{x}_i}{\lambda_2 \cdot \mathbf{x}_i},$$

which is of the familiar location-scale form:

$$e_i = \frac{y_i - \mu(x_i)}{\sigma(x_i)},$$

with the functions  $\mu(x)$  and  $\sigma(x)$  being linear in  $x$ .

Another view is obtained by writing

$$(5) \quad y_i = \lambda_1 \cdot \mathbf{x}_i + (\lambda_2 \cdot \mathbf{x}_i) e_i,$$

so that

$$\begin{aligned} y_i &= (\lambda_1 + \lambda_2 e_i) \cdot \mathbf{x}_i \\ &= (\lambda_1 + \lambda_2 F_n^{-1}(u_i)) \cdot \mathbf{x}_i \\ (6) \quad &\equiv \beta(u_i) \cdot \mathbf{x}_i, \end{aligned}$$

a standard quantile regression representation. This representation of the first-order conditions of (3) sheds additional light on the monotonicity property of dual regression solutions, when there are no repeated  $X$  values. For  $u, u' \in (0, 1)$  such that  $u' > u$ , the no crossing property of conditional quantiles requires that

$$\beta(u') \cdot \mathbf{x}_i - \beta(u) \cdot \mathbf{x}_i > 0 \quad \forall i.$$

Replacing  $\beta(u)$  by its expression in (6), the condition is given by

$$\lambda_2 (F_n^{-1}(u') - F_n^{-1}(u)) \cdot \mathbf{x}_i > 0 \quad \forall i,$$

which holds under the simple condition that  $\lambda_2 \cdot \mathbf{x}_i$  be strictly positive for each  $i$ , and coincides with the  $n$  second-order conditions of system (3):

$$\frac{\partial^2 \mathcal{L}}{\partial e_i \partial e_i} = -(\lambda_2 \cdot \mathbf{x}_i) < 0 \quad \forall i.$$

Therefore, an optimal  $e$  solution that violates the monotonicity property is ruled out by the requirement that for an observation with  $X$  value  $x_i$ , the ordering of the counterfactual  $y$  values  $\beta(u') \cdot \mathbf{x}_i$  and  $\beta(u) \cdot \mathbf{x}_i$  must correspond to the ordering of the  $u$  values. Hence the correlation criterion of system (3) suffices to impose monotonicity.

**2.2. Method of Moments Representation.** While the solution for  $e$  can be obtained directly by solving the mathematical program (3), knowledge that the solution obeys equation (4) can be exploited to write estimating equations for  $\lambda$  in the form

$$(7) \quad \begin{aligned} \mathbf{X}^\top e &= 0 \\ \frac{1}{2} \mathbf{X}^\top (e^2 - 1_n) &= 0 \\ e_i &= \frac{y_i - \lambda_1 \cdot \mathbf{x}_i}{\lambda_2 \cdot \mathbf{x}_i}, \end{aligned}$$

The computation of the asymptotic distribution of  $\lambda$  follows straightforwardly from this characterization.

**2.3. Formal Duality.** For  $\lambda_2 \cdot \mathbf{x}_i > 0$ , writing

$$\begin{aligned} y_i &= (\lambda_1 \cdot \mathbf{x}_i) + (\lambda_2 \cdot \mathbf{x}_i)e_i \\ C(x_i, e_i) &= (\lambda_1 \cdot \mathbf{x}_i)e_i + \frac{1}{2}(\lambda_2 \cdot \mathbf{x}_i)(e_i^2 - 1) \\ L(x_i, y_i) &= \frac{1}{2} \left[ \left( \frac{y_i - \lambda_1 \cdot \mathbf{x}_i}{\lambda_2 \cdot \mathbf{x}_i} \right)^2 + 1 \right] (\lambda_2 \cdot \mathbf{x}_i), \end{aligned}$$

we obtain at the final step the Legendre transform or convex conjugate of  $C(x_i, e_i)$ .  $C(x_i, e_i)$  is itself a convex function that represents  $F_{Y|X}(y_i|x_i)$  once a distribution for  $e_i$  is given, a fact guaranteed by the monotonicity condition  $\lambda_2 \cdot \mathbf{x}_i > 0$ . Its Legendre transform therefore contains the same information. Thus the dual regression problem (3) admits

$$(8) \quad \min_{\lambda} \frac{1}{n} \sum_{i=1}^n \frac{1}{2} \left[ \left( \frac{y_i - \lambda_1 \cdot \mathbf{x}_i}{\lambda_2 \cdot \mathbf{x}_i} \right)^2 + 1 \right] (\lambda_2 \cdot \mathbf{x}_i)$$

as its primal.

The first-order conditions of the primal dual regression problem give rise to system (7) which corresponds to the first-order conditions of program (3). Simple calculations then show that the value of (8) equals the value of program (3). The primal problem defines a simultaneous estimator of the location and scale parameters in a linear heteroscedastic model, providing a complete estimate of  $F_{Y|X}(Y|X)$  for the class of location-scale distributions. But this is done in a much more parsimonious fashion than by leaving the quantile regression coefficient  $\beta(u)$  fully unspecified when a location-scale representation for  $Y|X$  is sought (cf Section 3.3 for further discussion).

### 3. GENERALIZATION

The dual regression characterization of conditional distribution functions via the monotonicity element (the objective) and the independence element (the constraints) can be exploited to generate more flexible representations for  $Y$  conditional on  $X$ . The two approaches in systems (2) and (3) share the common structure

$$(9) \quad \max_e y^\top e \quad s.t. \quad \mathbf{X}^\top \tilde{\mathbf{h}}_j(e) = 0, \quad j = 1, \dots, J,$$

where  $\tilde{\mathbf{h}}_j(e) = [\tilde{h}_j(e_1), \dots, \tilde{h}_j(e_n)]^\top$  and  $\tilde{h}_j(e_i)$  is an antiderivative of  $h_j(e_i)$ , which gives rise to the first-order conditions

$$(10) \quad y_i = \sum_{j=1}^J (\lambda_j \cdot \mathbf{x}_i) h_j(e_i)$$

$$\mathbf{X}^\top \tilde{\mathbf{h}}_j(e) = 0.$$

Equation (10) already suggests a representation for  $Y|X$  which is more flexible than a location-scale specification. The object of this Section is to further generalize, analyze, and specify conditions under which (9) can serve the purpose of characterizing flexible representations for  $Y|X$ .

If we represent the stochastic structure of  $Y|X$  as

$$y_i = H(x_i, e_i) \equiv H_{x_i}(e_i)$$

$$H'_{x_i}(e_i) > 0,$$

and define

$$\tilde{H}_{x_i}(e_i) = \int H_{x_i}(e_i) de_i,$$

then the monotonicity of  $H_{x_i}(e_i)$  guarantees the convexity of  $\tilde{H}_{x_i}(e_i)$ . At each value  $x_i$ ,  $\tilde{H}_{x_i}(e_i)$  is a convex function of scalar  $e_i$ ; the slope of this function gives the value of  $Y$  corresponding to  $e_i$  at  $X = x_i$ . Thus  $F_{Y|X}(Y|X)$  corresponds to a collection of convex functions, with one element of this collection for each value of  $X$ , together with a single random variable whose distribution is common to all the convex functions<sup>2</sup>.

Now suppose we are faced with an  $(X, Y)$  sample and we are tasked with assigning a value  $e_i$  to each observation. What do we need to know about  $\tilde{H}_{x_i}(e_i)$  in order to do this correctly ‘in the limit’?

**3.1. Infeasible Generalized Dual Regression.** Solving the (infeasible) optimization problem:

$$(11) \quad \max_e y^\top e \quad \text{s.t.} \quad \sum_{i=1}^n \tilde{H}_{x_i}(e_i) = S,$$

generates the correct ‘ $y - e$ ’ assignment provided  $S$  is correctly chosen. Writing the Lagrangean

$$\mathcal{L} = y^\top e - \Lambda \left( \sum_{i=1}^n \tilde{H}_{x_i}(e_i) - S \right),$$

the  $n$  associated first-order conditions are:

$$\frac{\partial \mathcal{L}}{\partial e_i} = y_i - \Lambda H_{x_i}(e_i) = 0,$$

so that  $\Lambda = 1$  when  $S$  is set correctly, and  $e_i = H_{x_i}^{-1}(y_i)$ . This demonstrates that maximizing  $y^\top e$  generally suffices to match  $e$ ’s to  $y$ ’s, regardless of the form of  $\tilde{H}_{x_i}$ .

Problem (11) is infeasible because neither  $\tilde{H}_x$  nor  $S$  is known. However, each of the convex functions  $\tilde{H}_{x_i}(e_i)$  can be expressed as a linear combination of  $J$  convex basis functions  $\tilde{h}_j(e_i)$ ,  $j = 1, \dots, J$ , the coefficients of which depend on  $x_i$

$$\tilde{H}_{x_i}(e_i) = \sum_{j=1}^J \beta_j(x_i) \tilde{h}_j(e_i) = \beta(x_i) \cdot \tilde{h}(e_i),$$

with  $\tilde{h}(e_i) = (\tilde{h}_1(e_i), \dots, \tilde{h}_J(e_i))$  and  $\beta(x_i) = (\beta_1(x_i), \dots, \beta_J(x_i))$ . Since  $X$  is independent of  $e$ ,  $E[\beta(x_i) \cdot \tilde{h}(e_i)] = E[\beta(x_i)] \cdot E[\tilde{h}(e_i)]$ ; thus if both component expectations are known or if one is equal to zero, then  $E[\beta(x_i) \cdot \tilde{h}(e_i)]$  is known.

<sup>2</sup>Given one random variable  $e_i$  with a particular distribution, we can always monotonically transform it to another random variable and similarly transform the functions of  $\tilde{H}_{x_i}(e_i)$  so as to leave  $F_{Y|X}(y_i|x_i)$  unchanged

Though in applications it will turn out to be useful to follow a hybrid path in which  $E[\tilde{h}_j(e_i)] = 0$  for some  $j$ 's but not others, let us impose this restriction for all  $j$  initially. If  $E[\tilde{h}_j(e_i)] = 0$  for all  $j$  then  $S = 0$ . The Lagrangean for the ‘ $y - e$ ’ assignment problem is

$$\begin{aligned}\mathcal{L} &= y^\top e - \Lambda \left( \sum_{i=1}^n \tilde{H}_{x_i}(e_i) \right) \\ &= y^\top e - \Lambda \left( \sum_{i=1}^n \sum_{j=1}^J \beta_j(x_i) \tilde{h}_j(e_i) \right) \\ &= y^\top e - \Lambda \left( \sum_{i=1}^n \beta(x_i) \cdot \tilde{h}(e_i) \right).\end{aligned}$$

If we parameterize  $\beta_j(x_i)$  as  $\beta_j(x_i; \lambda_j)$  and add  $\lambda$  to the choice variables of the optimization problem we obtain the  $\dim(\lambda)$  additional constraints

$$\frac{\partial \mathcal{L}}{\partial \lambda_j} = -\Lambda \sum_{i=1}^n \frac{\partial \beta(x_i; \lambda)}{\partial \lambda_j} \cdot \tilde{h}_j(e_i) = 0.$$

Recalling  $\Lambda = 1$ , the special case  $\beta_j(x_i; \lambda_j) = \lambda_j \cdot x_i$  yields, for each  $j = 1, \dots, J$ , the familiar orthogonality constraint

$$(12) \quad \mathbf{X}^\top \tilde{\mathbf{h}}_j(e) = 0.$$

Equation (12) can be directly appended to the objective  $\max_e y^\top e$  to obtain an optimization problem in which the Lagrange multiplier is  $\lambda$ .

The special case of ‘dual regression’ corresponds to  $\tilde{\mathbf{h}}_1(e) = e$ ,  $\tilde{\mathbf{h}}_2(e) = (e^2 - 1)/2$ , where imposing  $E[\tilde{h}_j(e_i)] = 0$ , for  $j = 1, 2$ , is a normalization. The simple basis  $\{e, (e^2 - 1)/2\}$  is obviously ‘impoverished’ for the space of all convex functions, although quite practical for many applications once the flexibility in the distribution of  $e$  is taken into account.

**3.2. Generalized Dual Regression.** More general approaches that do not require imposing  $E[\tilde{h}_j(e_i)] = 0$  for all  $j$  suggest themselves. To keep the ensuing analysis simple we will make an assumption which is restrictive but both practical and easily relaxed. Without loss of generality let  $X$  be centered so  $E(X) = 0$  and with a decided loss of generality let

$$(13) \quad \beta_j(x_i) = \gamma_j + \lambda_j \cdot x_i,$$

so that  $\beta_j(x_i)$  is linear and  $x_i$  is without an intercept. This permits us to separate the constant from  $x_i$ , which in turns allows to conveniently exploit the implication of independence that the correlation of  $x$  with functions of  $e$  is zero.



Using (13) the dual regression problem has  $n$  first-order conditions that can now be written:

$$y_i = \gamma_1 + \gamma_2 e_i + (\lambda_1 \cdot x_i) + (\lambda_2 \cdot x_i) e_i.$$

Extension of the basis using elements  $\tilde{h}_j(e_i)$  results in these conditions becoming:

$$(14) \quad y_i = \gamma_1 + \gamma_2 e_i + (\lambda_1 \cdot x_i) + (\lambda_2 \cdot x_i) e_i + \sum_{j=3}^J (\lambda_j \cdot x_i) h_j(e_i) + \sum_{j=3}^J \gamma_j h_j(e_i).$$

Now in general the mean of  $\tilde{h}_j(e_i)$  will be nonzero, say  $m_j$ . But had  $m_j$  been known and subtracted from  $\tilde{h}_j(e_i)$ , the resulting basis element would now have mean 0; consequently  $\gamma_j$ , as a Lagrange multiplier, would be zero. A simple calculation confirms that neither the form of  $h_j(e_i)$  appearing in (14) nor the value of  $\lambda_j$  would be affected by this manipulation. Thus (14) reduces to

$$(15) \quad y_i = \gamma_1 + \gamma_2 e_i + (\lambda_1 \cdot x_i) + (\lambda_2 \cdot x_i) e_i + \sum_{j=3}^J (\lambda_j \cdot x_i) h_j(e_i),$$

when  $X$  is centered.

Equation (15) admits of the following interpretation. When  $x = 0$ ,  $y = \gamma_1 + \gamma_2 e$  and  $e = (y - \gamma_1) / \gamma_2$ , so that  $e$  is just a re-scaled version of the distribution of  $Y$  at  $X = 0$ . Since  $e$  is independent of  $X$ , transformations of this ‘shape’ of  $e$  must suffice to produce  $y$  at other values of  $X$ . The first two transformations -  $(\lambda_1 \cdot x_i)$  and  $(\lambda_2 \cdot x_i) e_i$  - are translations of location and scale which do not essentially affect the ‘shape’ of  $Y$ ’s response to changes in  $e$  at all. The additional terms  $(\lambda_j \cdot x_i) h_j(e_i)$  achieve that end.

**3.3. Discussion.** If we designate problems such as (3) and (9) as (already) ‘dual’, then their solutions reveal a corresponding ‘primal’. Typically, the Lagrange multipliers of the dual appear as parameters in the primal, and the primal has an interpretation as a data generating process (DGP). So perhaps not surprisingly the constraints on the construction of the stochastic elements have ‘shadow values’ that are parameters of a data generating representation. In this way the relation between identification and estimation is made perspicuous: a *parameter* of the DGP is the Lagrange multiplier of a specific constraint on the construction of the stochastic element, so to specify that some parameters are non-zero and others are zero is to say that some constraints are (in the large-sample limit) binding and others are not.

Another way of expressing this is to say that when a primal corresponds to the DGP, additional moment conditions are superfluous: they will (in the limit) attract Lagrange

multiplier values of zero and consequently not affect the value of the program (the objective function) nor the solution. In a sense, this is obvious: the parameters of the primal can typically be identified and estimated through an  $M$ -estimation problem that will generate  $k$  equations to be solved for the  $k$  unknown parameters. Nonetheless, the recognition that the only moment conditions that contribute to enforcing the independence requirement are those whose imposition simultaneously reduces the objective function while providing multipliers that are coefficients in the stochastic representation of  $Y$  suggests the futility of portmanteau approaches (e.g. those based on characteristic functions) to imposing independence. The dual formulation reveals that to specify the binding moment conditions is to specify a (approximating) DGP representation, which *then* can be extrapolated to provide estimates of objects of interest beyond the  $n$  explicitly estimated values  $u_i = F_{Y|X}(Y = y_i|X = x_i)$  that characterize the sample and the definition of the mathematical program.

A further generalization is obtained by regarding  $X$  as elementary regressors and defining  $W = W(X)$  as a vector formed by transformations of  $X$ , cf. Belloni, Chernozhukov, and Fernandez-Val (2011) for a detailed treatment of this series formulation in the context of quantile regression. Except in the notation  $F_{Y|X}(Y|X)$ , this type of series or sieve analysis in the foregoing is achieved by simply substituting  $W$  and  $w$  for  $X$  and  $x$  throughout. The remainder of the discussion is unaffected.

The simplest form of these formulations, the linear heteroscedastic model of equation (5) has been previously encountered in the quantile regression literature: see Koenker and Zhao (1994); He (1997). The former considers the efficient estimation of (5) via  $L$ -estimation while the latter develops a restricted quantile regression method that prevents quantile crossing.

#### 4. ENGEL'S DATA REVISITED

In this section we illustrate how dual regression can be applied to estimation of both conditional quantile and distribution functions by revisiting the Engel curve example of Koenker (2005). In this example, dual regression delivers monotone and well-behaved estimates across the entire conditional quantile process. Dual regression finite-sample properties are also studied by means of several Monte Carlo simulations. In these simulations dual regression improves on standard linear quantile regression estimates and compares favorably with the estimates obtained when rearrangement procedures (Chernozhukov, Fernandez-Val, and Galichon (2009, 2010)) are applied to original conditional quantile functions. Furthermore, in the example considered, dual regression is shown to

have tighter confidence bands than standard quantile regression methods, therefore delivering well-behaved and more precise estimates of both conditional quantile and distribution functions.

**4.1. Empirical Example.** The classical dataset collected by Engel consists of food expenditure and income measurements for 235 households. The dataset has been studied in depth by Koenker (2005) by means of quantile regression methods. Koenker (2005) shows that the dispersion of food expenditure increases with household income, so that a location-scale model is particularly well-suited to the study of this data. We thus estimate the statistical relationship between food expenditure and income, assuming that it obeys a well-specified linear heteroscedastic model with household income as a single regressor  $X$  and food expenditure as outcome of interest  $Y$ .

All computational procedures are implemented in the software R (R Development Core Team (2010)). For dual regression we use Ipopt (Interior Point Optimizer), an open source software package for large-scale nonlinear optimization (Wächter and Biegler (2006)), and its R interface Ipoptr developed by Jelmer Ypma. Ipopt has proven to be an effective and easy-to-use solver for the dual regression constrained optimization problem (3), and quantile regression procedures in the package `quantreg` have been used to carry our comparisons.

Figure 1 illustrates our results and plots the estimated conditional distribution of food expenditure given household income. Fig. 1 summarizes the information delivered by dual regression. First, the sequence of estimates  $\{u_i\}_{i=1}^n$ , where  $u_i = F_n(e_i)$ , the empirical distribution function of  $e$ , is used in order to plot each observation  $i$  in the  $(x, y, u)$ -space with predicted coordinates  $(x_i, y_i, u_i)$ . Second, the predicted conditional distribution function fully characterizes the statistical relationship between income and food expenditure. Last, the solid lines give the  $u$ -level sets for a grid of values  $\{0.1, \dots, 0.9\}$ . Although nonstandard, this representation can be related to standard quantile regression plots since the levels of the distribution function give the conditional quantiles of food expenditure for each value of income. For instance, setting  $u$  to the value 0.5, the median value of food expenditure conditional on income is directly available from the projection of the corresponding level set on the  $xy$  plane. These are the plotted ‘shadow’ solid lines corresponding for each  $u$  to the dual regression estimates of the conditional quantile functions of food expenditure given household income.

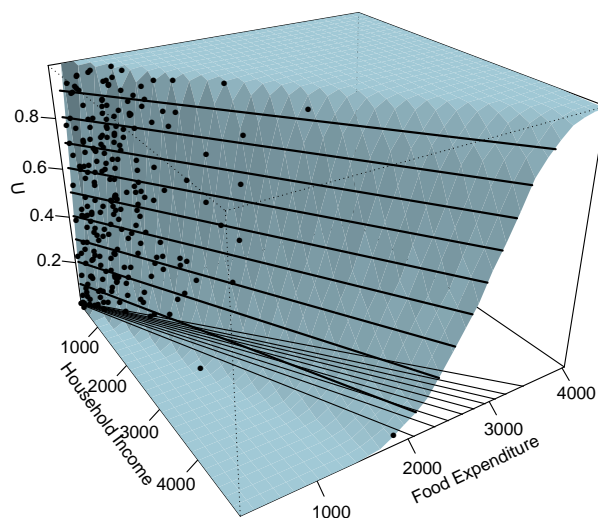


FIGURE 1. Dual regression estimate of the distribution of food expenditure conditional on household income. Level sets (solid lines) are plotted for a grid of values ranging from 0.1 to 0.9. The projected ‘shadow’ level sets yield the respective conditional quantile functions appearing on the  $xy$ -plane.

It is apparent from Fig. 1 that the predicted conditional distribution function obtained by dual regression is indeed endowed with all desired properties. Of particular interest is the fact that the estimated function satisfies the requirement of being monotone in food expenditure. Also, our estimates satisfy some basic smoothness requirements across probability levels, in the food expenditure values. This feature does not typically characterize estimates of the conditional quantile process by quantile regression methods, as conditional quantile functions are then estimated sequentially and independently of each other. The decreasing slope of the distribution function across values of income provides evidence that the data indeed follow a heteroscedastic generating process. This is the distributional counterpart of quantile functions having increasing slope across probability levels, a feature characterizing the conditional quantile functions on the  $xy$  plane and signalling increasing dispersion in food expenditure across household income values.

Figure 2 compares our estimates of the functional intercept and covariate coefficients,  $\beta(u)$  as introduced in (6), with estimates obtained by quantile regression. Estimates of functional quantile regression coefficients for Engel’s data are given in Koenker (2005). For interpretational purposes, we follow Koenker (2005) and estimate the functional coefficients after having recentered household income. This avoids having to interpret the

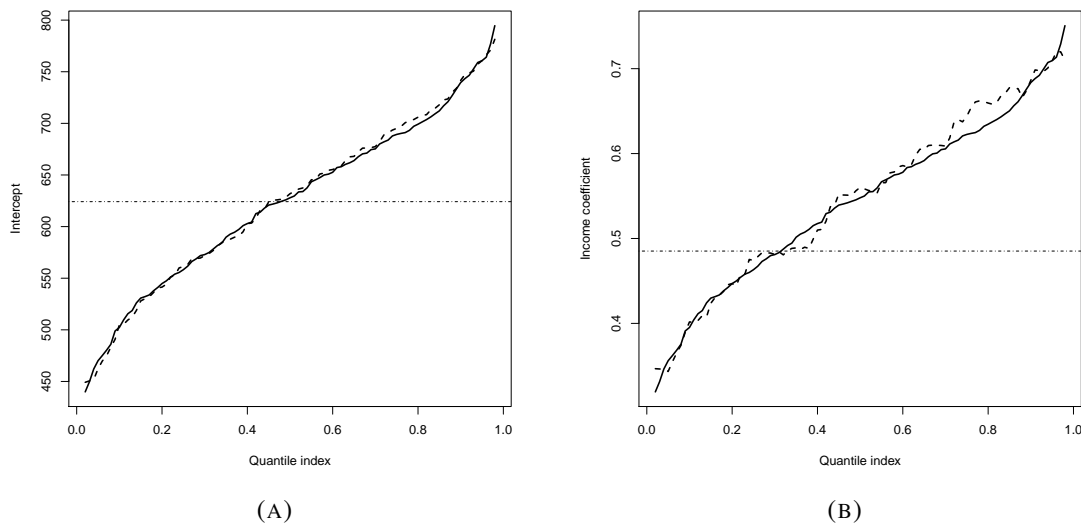
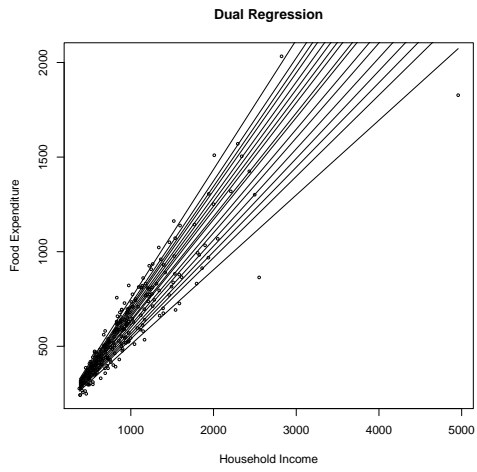


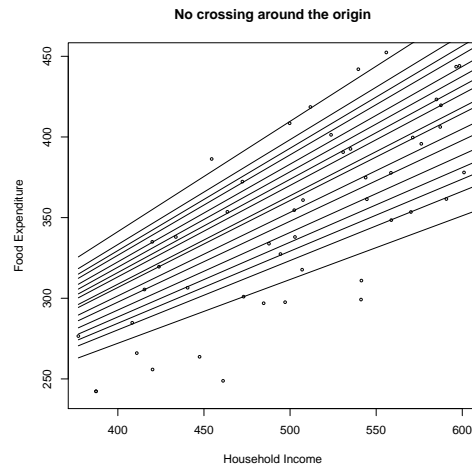
FIGURE 2. Engel coefficient plots revisited. Dual (solid) and quantile (dashes) regression estimates of the intercept (a) and income (b) coefficients as a function of the quantile index. Least squares estimates are also shown (dot-dash).

intercept as food expenditure for households with zero income. After centering, the functional intercept coefficient can be interpreted as the  $u$ -th quantile of food expenditure for households with mean income: this is Tukey's 'centercept'. Fig. 2 shows the estimated quantile regression coefficients as a function of  $u$ . It illustrates the fact that dual regression estimates are indeed smoother than their quantile regression counterpart, the latter having a somewhat erratic behaviour around the dual regression estimates.

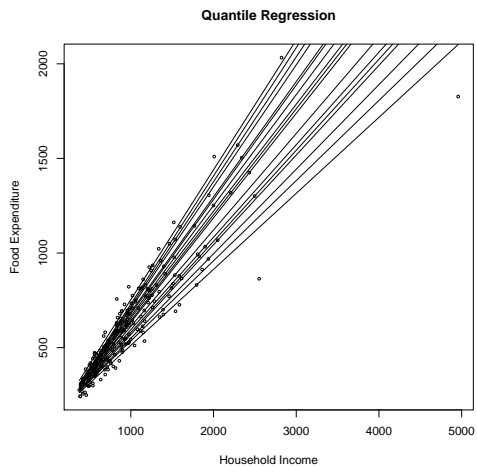
Figure 3 gives the more familiar quantile regression plots. The plots presented show scatterplots of Engel's data as well as conditional quantile functions obtained by dual, quantile and rearranged quantile regression methods (Chernozhukov, Fernandez-Val, and Galichon (2010)). The rescaled plots in the right panels of Fig. 3 highlight some features of the three procedures. The rescaled dual regression plot shows that fitted lines obtained from dual regression are not subject to crossing in this example, whereas several of the fitted conditional quantile lines obtained by quantile regression actually cross for small values of household income. The rearranged quantile regression plots show non crossing conditional quantile functions obtained by applying the rearrangement procedure to original quantile regression estimates. However, the predicted rearranged conditional quantile functions in regions with few observations lead to regression functions that tend to exhibit a degree of



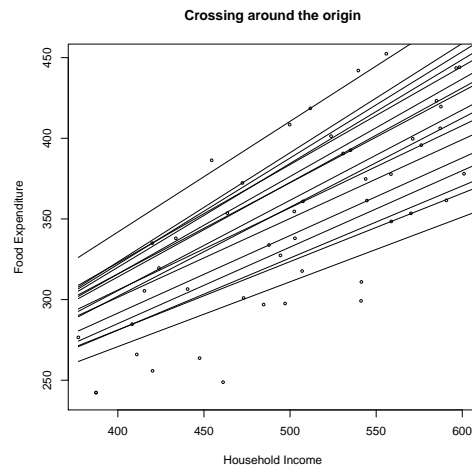
(A)



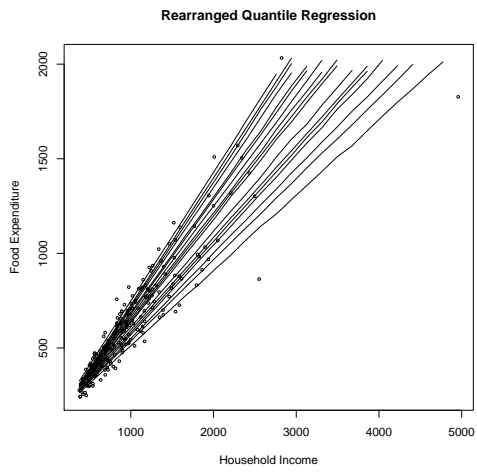
(B)



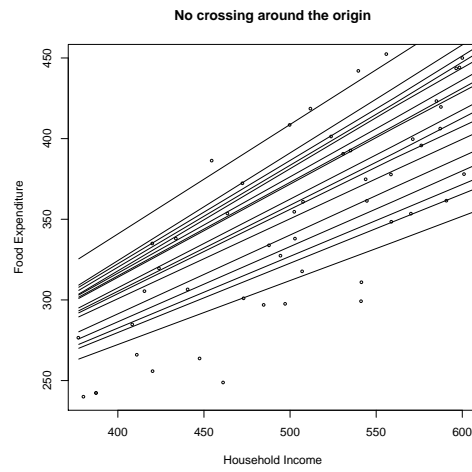
(C)



(D)



(E)



(F)

FIGURE 3. Scatterplots and dual (a), quantile (c) and rearranged quantile (e) regression estimates of the conditional 0.1 to 0.9 quantile functions (solid lines) for Engel's data, and their rescaled counterparts ((b),(d),(f)).

curvature. This illustrates the fact that *ex post* monotonicization does not constrain the rearranged estimates to be linear and is subject to judgement in the implementation, features that dual regression circumvents. Last, the more evenly spread dual regression conditional quantile functions reflect the fact that dual regression exploits the functional form of the quantile regression coefficients.

**4.2. Simulations.** In this section we give results of several Monte Carlo simulations in order to assess finite-sample properties of dual regression. The model considered is a linear heteroscedastic model given by

$$y_i = \lambda_{o11} + \lambda_{o12}x_i + (\lambda_{o21} + \lambda_{o22}x_i)\varepsilon_i,$$

where the disturbance is drawn from a standard normal distribution and parameter values are calibrated to the Engel data empirical application. We first compare dual regression estimates of the conditional distribution function  $U = F_{Y|X}(Y|X)$  to those obtained applying the rearrangement procedure of (Chernozhukov, Fernandez-Val, and Galichon (2009, 2010)) as a benchmark for dual regression estimates. The performance of dual regression in estimating conditional quantile functions is also studied and compared to linear quantile regression estimation of the functional coefficients  $\beta_{o1}(u) = \lambda_{o11} + \lambda_{o21}\Phi^{-1}(u)$  and  $\beta_{o2}(u) = \lambda_{o12} + \lambda_{o22}\Phi^{-1}(u)$ . Implementation details and a description of the experiment are given in the Appendix.

Table 1 reports a first set of results of our Monte Carlo simulations regarding the accuracy of the conditional distribution function estimates across simulations. It reports average estimation errors of dual regression and rearranged quantile regression, respectively, and their ratio in percentage terms. Average estimation errors are measured in  $L^p$  norms  $\|\cdot\|_p$ ,  $p = 1, 2$ , and  $\infty$ , where for the function  $f : \mathbb{R} \mapsto [0, 1]$ ,  $\|f\|_p = \left\{ \int_{\mathbb{R}} |f(s)|^p ds \right\}^{1/p}$ . For each simulation, the estimation errors  $\|u - \Phi(e)\|_p$  and  $\|\hat{u}^{QR} - \Phi(e)\|_p$  are computed, where  $\hat{u}^{QR}$  are the rearranged quantile regression estimates of the conditional distribution function (given in equation (24) in the Appendix), and the errors are averaged across simulations for each sample size. The results show that for this setup dual regression estimates systematically outperform rearranged quantile regression estimates of the conditional distribution function, and that the spread in performance increases with sample size. Whereas the reduction in average estimation error is between 7 and 22%, depending on the norm, for sample size  $n = 100$ , estimation error is reduced up to 35% when  $n = 1000$ .

Tables 2 and 3 summarize the results of the simulations for four different sample sizes regarding the accuracy of the functional intercept and covariate coefficients estimates across

TABLE 1.  $L^p$  estimation errors  $\times 100$  and ratios of  $L^p$  estimation errors of dual and rearranged quantile regression estimates of the conditional distribution function, for  $p = 1, 2$  and  $\infty$ .

Sample size	$L_{DR}^1$	$L_{DR}^1/L_{QR}^1$	$L_{DR}^2$	$L_{DR}^2/L_{QR}^2$	$L_{DR}^\infty$	$L_{DR}^\infty/L_{QR}^\infty$
$n = 100$	4.11	93.26	5.60	92.22	14.80	78.52
$n = 235$	2.68	92.72	3.68	90.37	11.16	74.65
$n = 500$	1.84	91.91	2.53	88.46	8.52	69.11
$n = 1000$	1.31	91.59	1.81	87.71	6.55	65.06

$L_{DR}^p$  and  $L_{QR}^p$  are the average  $L^p$  errors of the dual and rearranged quantile regression estimates.

TABLE 2. Summary results of the simulation study for the intercept coefficient: RMAE across quantile indices and sample sizes.

Sample size	Method	RMAE				
		Quantile index				
		$\tau = 0.1$	$\tau = 0.25$	$\tau = 0.5$	$\tau = 0.75$	$\tau = 0.9$
$n = 100$	<i>DR</i>	4.23	3.78	3.55	3.72	4.14
	<i>QR</i>	4.77	4.19	3.95	4.15	4.74
$n = 235$	<i>DR</i>	3.40	3.02	2.81	2.96	3.32
	<i>QR</i>	3.71	3.30	3.15	3.29	3.73
$n = 500$	<i>DR</i>	2.88	2.52	2.28	2.42	2.74
	<i>QR</i>	3.04	2.71	2.60	2.70	3.04
$n = 1000$	<i>DR</i>	2.52	2.17	1.91	2.02	2.33
	<i>QR</i>	2.55	2.28	2.18	2.27	2.54

RMAE, square root of mean absolute error across simulations; DR, dual regression; QR, quantile regression.

TABLE 3. Summary results of the simulation study for the income coefficient: RMAE across quantile indices and sample sizes.

Sample size	Method	RMAE				
		Quantile index				
		$\tau = 0.1$	$\tau = 0.25$	$\tau = 0.5$	$\tau = 0.75$	$\tau = 0.9$
$n = 100$	<i>DR</i>	0.16	0.15	0.14	0.15	0.16
	<i>QR</i>	0.18	0.16	0.15	0.16	0.18
$n = 235$	<i>DR</i>	0.13	0.12	0.11	0.12	0.13
	<i>QR</i>	0.14	0.13	0.12	0.13	0.14
$n = 500$	<i>DR</i>	0.11	0.10	0.09	0.10	0.11
	<i>QR</i>	0.12	0.10	0.10	0.10	0.12
$n = 1000$	<i>DR</i>	0.09	0.08	0.08	0.08	0.09
	<i>QR</i>	0.10	0.09	0.08	0.09	0.10

RMAE, square root of mean absolute error across simulations; DR, dual regression; QR, quantile regression.



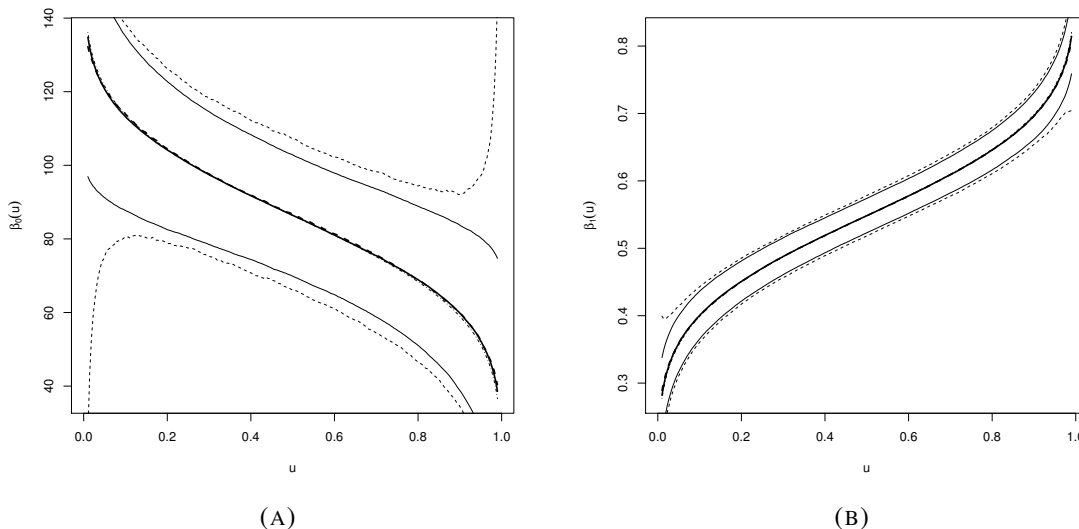


FIGURE 4. Simulation results for intercept (a) and covariate (b) coefficients: median estimates across simulations and 90% confidence intervals. Solid lines are the dual regression estimates and dashed lines are the quantile regression estimates. The truth (dot-dash) is covered by the median estimates.

simulations. For each functional coefficient, we compute the root mean absolute error (RMAE) of our estimates, obtained by either method, by computing errors for quantile indices in  $\{0.1, 0.25, 0.5, 0.75, 0.9\}$  for each replication and then computing the summary statistic. In all cases dual regression yields estimates with lower RMAE, which corroborates results shown in Fig. 4.

Figure 4 illustrates the results of our simulations with  $n = 235$ , the number of observations in Engel's data. For each method, the solid line is the median estimate of functional intercept and covariate coefficients  $\beta_{o1}(u)$  and  $\beta_{o2}(u)$  across simulations. The 90% confidence bands are constructed pointwise by taking the 0.05 and 0.95 quantile estimates across simulations. For both coefficients, a striking feature is that dual regression bands follow the median estimates uniformly over the entire quantile process, whereas quantile regression confidence bands tend to get wider at extreme values of the probability index  $u$ .

## 5. ESTIMATION OF THE SINGLE EQUATION INSTRUMENTAL VARIABLES MODEL

One approach to doing ‘structural’, ‘*ceteris paribus*’, or ‘causal’ modelling is estimation of the single equation instrumental variables model

$$y_i = H^*(x_i, e_i),$$

where  $H^*(x_i, e_i)$  is strictly increasing in  $e_i$ , and  $e$  is not assumed to be independent of  $X$  anymore but *is* independent of a sufficiently effective instrument  $Z$ . Here in generality  $X$  and  $Z$  are both vectors with the possibility that some variables appear in both, but in the example below there is no overlap and both variables are scalar. Since  $H^*$  is strictly increasing in its second argument, its inverse is well defined and, for  $i = 1, \dots, n$ , relates  $e_i$  to  $y_i$  at  $X = x_i$ :

$$e_i = H^{*-1}(x_i, y_i).$$

The analogy with the construction of the conditional distribution  $F_{Y|X}(Y|X)$  is made apparent by considering the strictly monotone transformation

$$F(e_i) = F(H^{*-1}(x_i, y_i)) \equiv F_{Y|X}^*(y_i|x_i),$$

where the ‘star’ notation in  $F_{Y|X}^*(y_i|x_i)$  is to indicate that  $e$  is not independent of  $X$  and we are here dealing with a ‘structural’ distribution function rather than an ordinary distribution function.

As in the cases considered above, it is convenient not to work with the vector of  $n$  values  $[F_{Y|X}^*(y_1|x_1), \dots, F_{Y|X}^*(y_n|x_n)]^\top$  but with  $e$  which has support the entire real line, since  $Y$  is continuously distributed. Thus  $e$  will be independent of  $Z$ , and *at a fixed value of  $X$* ,  $y_i$  will be a strictly monotonic function of  $e_i$  (this function depending, of course, on the value of  $X$ ).

**5.1. First Approach: Indirect Instrumentation.** A first approach to the problem simply replicates the steps of the formulation of generalized dual regression (cf. Section 3) for the conditional distribution function  $F_{Y|X}(Y|X)$  and inserting a modification appropriate to the definition of  $F_{Y|X}^*(Y|X)$ . We thus start from the structural representation

$$\begin{aligned} y_i &= H_{x_i}^*(e_i) \\ \tilde{H}_{x_i}^*(e_i) &= \int H_{x_i}^*(e_i) de_i, \end{aligned}$$

where  $H_{x_i}^*(e_i)$  is the structural function and  $e$  need *not* be independent of  $X$ . The construction of  $\tilde{H}_{x_i}^*(e_i)$  occurs in parallel to the previous development, and as in that case we

assume there exists the expansion

$$\begin{aligned}\tilde{H}_{x_i}^*(e_i) &= \sum_{j=1}^J \beta_j^*(x_i) \tilde{h}_j(e_i) \\ \beta_j^*(x_i) &= \gamma_j^* + \lambda_j^* \cdot x_i \quad j = 1, \dots, J,\end{aligned}$$

If we proceed as before, the key elements being the centering of  $X$ , the expansion of  $\tilde{H}_{x_i}^*(e_i)$ , the writing of the functions  $\beta_j^*(x_i)$  as linear in  $x_i$  and the treatment of  $(\gamma_j^*, \lambda_j^*)$  as parameters, we arrive at the system

$$(16) \quad y_i = \gamma_1^* + \gamma_2^* e_i + (\lambda_1^* \cdot x_i) + (\lambda_2^* \cdot x_i) e_i + \sum_{j=3}^J (\lambda_j^* \cdot x_i) h_j(e_i)$$

$$(17) \quad \mathbf{X}_j^\top \tilde{\mathbf{h}}_j(e) = s_j,$$

for  $i = 1, \dots, n$ ,  $j = 1, \dots, J$ , where as above the notation  $\mathbf{X}_j$  indicates that  $\mathbf{X}$  includes an intercept for  $j = 1, 2$  but not otherwise. Each parameter *cum* Lagrange multiplier in  $(\gamma_j^*, \lambda_j^*)$  in equation (16) has a corresponding constraint in equation (17). When  $\mathbf{X}$  and  $e$  are orthogonal  $s_j = 0$  but here the value of  $s_j$  is unknown, being determined by the nature of the dependency between  $X$  and  $e$ . Obviously, if the correct value of  $s_j$  were known the correct values of the Lagrange multipliers would follow.

However it is not necessary to know  $s_j$  to obtain the values of the Lagrange multipliers. One approach is to write:

$$X = E(X|Z) + (X - E(X|Z)),$$

and, for  $j = 1, \dots, J$ , to rewrite equation (17) as

$$\begin{aligned}[E(X|Z) + (X - E(X|Z))]_j^\top \tilde{\mathbf{h}}_j(e) &= s_j \\ E(X|Z)_j^\top \tilde{\mathbf{h}}_j(e) + [X - E(X|Z)]_j^\top \tilde{\mathbf{h}}_j(e) &= s_j \\ 0 + [X - E(X|Z)]_j^\top \tilde{\mathbf{h}}_j(e) &= s_j,\end{aligned}$$

where  $E(X|Z)_j$  and terms in brackets include an intercept for  $j = 1, 2$  but not otherwise. Thus upon substituting for  $s_j$  in (17), for  $i = 1, \dots, n$  and  $j = 1, \dots, J$ , the system

$$(18) \quad y_i = \gamma_1^* + \gamma_2^* e_i + (\lambda_1^* \cdot x_i) + (\lambda_2^* \cdot x_i) e_i + \sum_{j=2}^J (\lambda_j^* \cdot x_i) h_j(e_i)$$

$$(19) \quad E(X|Z)_j^\top \tilde{\mathbf{h}}_j(e) = 0,$$

has the same solution as the system (16-17) since the Lagrange multipliers of the constraints (19) are the same as those of (17).

Classical two stage least squares is obtained from (18-19) by setting  $\lambda_j^* = 0$  for  $j > 1$ , which is achieved by removing the corresponding elements of the orthogonality constraint equation (19), and by constructing  $E(X|Z)$  by linear regression.

**5.2. A Second Approach: Direct Instrument Orthogonality.** The approach of the preceding section exploits the  $Z$  independence condition by rendering a statistic of  $X$  conditional on  $Z$  orthogonal to the basis functions of the stochastic element  $e$ . A more direct approach would be to render  $Z$  itself orthogonal to functions of  $e$  while providing a direct representation of  $Y$  in terms of  $X$  and  $e$ . This is a somewhat more literal interpretation of the intuitive directive to maximize  $y^\top e$  subject to  $Z$  independent of  $e$  and  $Y$  monotonic in  $e$  at each value of  $X$ .

To fix ideas, we will give  $e_i$  a parametric representation by writing:

$$e_i = e(y_i, x_i, \beta).$$

Proceeding parametrically permits easy enforcement of the monotonicity relation (of  $e$  and  $Y$ ) and the exclusion restriction (of  $Z$  from the structural function  $H^*(x_i, e_i)$ ). In the following,  $e(y, x, \beta)$  denotes the vector of values  $[e(y_1, x_1, \beta), \dots, e(y_n, x_n, \beta)]^\top$ .

Parallel to our previous formulations, our optimization problem becomes

$$(20) \quad \max_{\beta} \{y^\top e(y, x, \beta)\} \begin{cases} \mathbf{Z}^\top e(y, x, \beta) & = 0 \\ \frac{1}{2} \mathbf{Z}^\top (e(y, x, \beta)^2 - \mathbf{1}_n) & = 0 \end{cases},$$

with corresponding Lagrangean:

$$\mathcal{L} = \sum_{i=1}^n y_i e(y_i, x_i, \beta) - \lambda_1 \sum_{i=1}^n \mathbf{z}_i e(y_i, x_i, \beta) - \frac{1}{2} \lambda_2 \sum_{i=1}^n \mathbf{z}_i (e(y_i, x_i, \beta)^2 - 1).$$

So the FOC's are:

$$\frac{\partial \mathcal{L}}{\partial \beta_j} = \sum_{i=1}^n y_i \frac{\partial e_i}{\partial \beta_j} - \lambda_1 \sum_{i=1}^n \mathbf{z}_i \frac{\partial e_i}{\partial \beta_j} - \lambda_2 \sum_{i=1}^n \mathbf{z}_i e_i \frac{\partial e_i}{\partial \beta_j} = 0.$$

Proceeding observation by observation, this can be written:

$$(21) \quad \frac{\partial \mathcal{L}}{\partial \beta_j} = \sum_{i=1}^n \left\{ [y_i - \lambda_1 \cdot \mathbf{z}_i - (\lambda_2 \cdot \mathbf{z}_i) e_i] \frac{\partial e_i}{\partial \beta_j} \right\} = 0.$$

The term  $[y_i - \lambda_1 \cdot \mathbf{z}_i - (\lambda_2 \cdot \mathbf{z}_i)e_i]$  in equation (21) represents the marginal benefit of increasing  $e_i$ , with the contribution  $y_i$  arising from the objective function and the two  $\lambda$  terms representing the marginal costs of satisfying the two orthogonality constraints.

Generalization of the formulation in (20) and the interpretive equation (21) to a full set of basis functions for  $e$  is straightforward.

If we impose the functional structure for our original optimization problem of equation (3), the specific form of  $e(y_i, x_i, \beta)$  is given by:

$$(22) \quad e(y_i, x_i, \beta) = \frac{y_i - \beta_1 \cdot \mathbf{x}_i}{\beta_2 \cdot \mathbf{x}_i}.$$

If this expression is substituted into equation (21), and if  $Z$  and  $X$  coincide, as they do in the exogenous case of equation (3) and Section 2, some calculation reveals that  $\lambda = \beta$ , as might be expected: the computations associated with equation (3) demonstrate that if  $e(y_i, x_i, \beta)$  is freely chosen (i.e. without a functional form restriction), equation (21) results with the coefficients  $\beta$  taking the values  $\lambda$ . So if we impose this form *a priori* the solution is unchanged. Of course, when  $Z$  and  $X$  are different, it is an assumption that  $e(y_i, x_i, \beta)$  takes the form given in equation (22).

In order to consider the case where  $Z$  and  $X$  differ, let  $k = \dim(\mathbf{X})$  and  $m = \dim(\mathbf{Z})$ . Then there are  $2k$  elements of  $\beta$  to be determined in order to define equation (21), and  $2m$  constraints involving  $Z$  in the optimization problem (20); the latter have  $2m$  corresponding multipliers  $\lambda$ .

When  $k = m$ , the solution of problem (20) for  $\beta$  is determined solely by the constraints and thus coincides with the method of moments representation

$$(23) \quad \begin{aligned} \mathbf{Z}^\top e(y, x, \beta) &= 0 \\ \frac{1}{2} \mathbf{Z}^\top (e(y, x, \beta)^2 - 1_n) &= 0, \end{aligned}$$

cf. the exogenous case (7). That is, these  $2m$  equations alone are sufficient to determine the  $2k$  unknowns  $\beta$ , since  $m = k$ . Adding equation (21) to this system in this ‘just-identified’ case provides a solution for  $\lambda$ : there are then  $2k$  equations of type (21) and  $2k$  equations of type (23) that determine the  $2k$  values of  $\lambda$  and the  $2k$  values of  $\beta$ . As in the exogenous case, the joint asymptotic distribution of  $\beta, \lambda$  follows from this representation.

## 6. CONCLUSION

When the problem of estimating  $F_{Y|X}(Y|X)$  is conceived as assigning values of the stochastic elements subject to the constraint of independence from  $X$  and monotonicity in

$Y$ , series of nonlinear programs results. The simplest member of this series is an alternative to, and in some ways a generalization of, the linear program that results from the dual characterization of quantile regression. Hence dual regression serves many of the same purposes as quantile regression.

These same principles can be applied to the characterization of the single equation instrumental variables model that is popular in econometrics. When this is done, a complete characterization of the structural distribution function  $F_{Y|X}^*(Y|X)$  results.

As is well understood in mathematical programming, dual solutions provide lower bounds on the values obtained by primal problems. In the generic form of the problems we have considered here there is no gap between the primal and dual values; hence in econometrics these problems are said to display ‘point identification’. We conjecture that the problems without point identification do have gaps between their dual and primal values, and that this characterization will enhance our understanding.

## APPENDIX

**Design and implementation of the numerical simulations.** The outcome  $Y$  is generated from a Gaussian location-scale model calibrated to Engel’s data example  $y_i = \lambda_{o11} + \lambda_{o21}x_i + (\lambda_{o12} + \lambda_{o22}x_i)\varepsilon_i$ , where the disturbance is drawn from a standard normal distribution,  $X$  is a scalar random variable drawn from a left-truncated normal distribution with truncation point equal to 277. The functional quantile regression parameters are therefore given by  $\beta_{o1}(u) = \lambda_{o11} + \lambda_{o12}\Phi^{-1}(u)$  and  $\beta_{o2}(u) = \lambda_{o21} + \lambda_{o22}\Phi^{-1}(u)$ , and the conditional distribution function by  $u_i = \Phi(e_i)$ ,  $e_i = \frac{y_i - \lambda_{o1} \cdot x_i}{\lambda_{o2} \cdot x_i}$ .

For the vector of  $\lambda_o$  parameter values we take estimates given by the method suggested in Koenker and Xiao (2002): for a grid of  $R$  quantile indices  $\{u_1, \dots, u_R\}$ ,  $(\hat{\beta}_1(u_r), \hat{\beta}_2(u_r))$  are estimated by quantile regression, and  $\lambda_{o1} = (\lambda_{o11}, \lambda_{o12})^\top$  and  $\lambda_{o2} = (\lambda_{o21}, \lambda_{o22})^\top$  coefficients are set equal to the estimates obtained from linear regression of  $(\hat{\beta}_1(u_r), \hat{\beta}_2(u_r))$  on  $\{(1, \Phi^{-1}(u_r)) : 1, \dots, R\}$ , where  $\Phi^{-1}$  is the inverse standard normal distribution. We set  $\lambda_{o1} = (86 \cdot 35, -21 \cdot 39)^\top$  and  $\lambda_{o2} = (0 \cdot 55, 0 \cdot 12)^\top$ .

Dual regression estimates of the conditional distribution function  $F_{Y|X}(x_i|x_i)$  are  $u_i = F_n(e_i)$ . The Lagrange multipliers of the dual regression problem (3) yield estimated functional coefficients  $\hat{\beta}_1(u) = \hat{\lambda}_{11} + \hat{\lambda}_{21}F_n^{-1}(u)$  and  $\hat{\beta}_2(u) = \hat{\lambda}_{12} + \hat{\lambda}_{22}F_n^{-1}(u)$ , where  $F_n^{-1}$  is the inverse empirical distribution function of  $e$ .

As a benchmark for dual regression, the conditional distribution function is also estimated by rearranged quantile regression and we follow the implementation suggested in Chernozhukov, Fernandez-Val, and Melly (2012). Let  $\hat{Q}_{Y|X}(u|x) = \hat{\beta}_1^{QR}(u) + \hat{\beta}_2^{QR}(u)x$

be the conditional  $u$ -th quantile function estimate obtained by quantile regression, where  $\hat{\beta}_1^{QR}(u)$  and  $\hat{\beta}_2^{QR}(u)$  are the linear quantile regression estimates of  $\beta_{o1}(u)$  and  $\beta_{o2}(u)$ , respectively. Then for  $\epsilon = 0.001$  the conditional distribution function estimate is

$$(24) \quad \hat{u}^{QR} = \epsilon + \int_{\epsilon}^{1-\epsilon} 1\{\hat{Q}_{Y|X}(u|x) \leq y\} du,$$

which is monotone in the level  $y$ .

#### REFERENCES

- BELLONI, A., V. CHERNOZHUKOV, AND I. FERNANDEZ-VAL (2011): “Conditional Quantile Processes Based on Series or Many Regressors,” *CeMMAP working paper CWP19/11*.
- CHERNOZHUKOV, V., I. FERNANDEZ-VAL, AND A. GALICHON (2009): “Improving Point and Interval Estimators of Monotone Functions by Rearrangement,” *Biometrika*, 96, 559–575.
- (2010): “Quantile and Probability Curves Without Crossing,” *Econometrica*, 78, 1093–1125.
- CHERNOZHUKOV, V., I. FERNANDEZ-VAL, AND B. MELLY (2012): “Inference on Counterfactual Distributions,” *CeMMAP working paper CWP05/12*.
- CHERNOZHUKOV, V., AND C. HANSEN (2005): “An I.V. Model of Quantile Treatment Effects,” *Econometrica*, 73(1), 245–261.
- (2006): “Instrumental Quantile Regression Inference for Structural and Treatment Effect Models,” *Journal of Econometrics*, 132, 491–525.
- HE, X. (1997): “Quantile Curves without Crossing,” *The American Statistician*, 51(2), 186–192.
- KOENKER, R. (2005): *Quantile Regression*. Cambridge University Press.
- KOENKER, R., AND Z. XIAO (2002): “Inference on the Quantile Regression Process,” *Econometrica*, 70(4).
- KOENKER, R., AND Q. ZHAO (1994): “L-Estimation for Linear Heteroscedastic Models,” *Nonparametric Statistics*, 3, 223–235.
- R DEVELOPMENT CORE TEAM (2010): *R: A Language and Environment for Statistical Computing*. R Foundation for Statistical Computing, Vienna, Austria, ISBN 3-900051-07-0.

WAECHTER, A., AND L. T. BIEGLER (2006): “On the implementation of a primaldual interior point filter line search algorithm for large-scale nonlinear programming,” *Mathematical Programming*, 106(1), 25–57.