

On the distance and reddening of the Local Group dwarf irregular galaxy NGC 6822[★] (Research Note)

F. Fusco¹, R. Buonanno^{1,2}, G. Bono¹, S. Cassisi², M. Monelli^{3,4}, and A. Pietrinferni²

¹ Università di Roma Tor Vergata, Via della Ricerca Scientifica 1, 00133 Rome, Italy
e-mail: federica.fusco@roma2.infn.it

² INAF- Osservatorio Astronomico di Teramo, Via Mentore Maggini, 64100 Teramo, Italy

³ Instituto Astrofísico de Canarias, Calle Via Lactea, E38200 La Laguna, Tenerife, Spain

⁴ Departamento de Astrofísica, Universidad de La Laguna, Tenerife, Spain

Received ; accepted

ABSTRACT

On the basis of a new photometric analysis of the Local Group Dwarf Irregular Galaxy NGC 6822 based on observations obtained with Advanced Camera for Surveys on board of the the Hubble Space Telescope, we have obtained a new estimate of the extinction of two fields located in the southeast region of the galaxy. Due to the presence of significant differences in the distance estimates to NGC 6822 available in literature, we have decided to provide an independent determination of the distance to this galaxy based on an updated and self-consistent theoretical calibration of the tip of the Red Giant Branch (TRGB) brightness. As a result we have obtained a new determination of the distance to NGC 6822 equal to $(m - M)_0 = 23.54 \pm 0.05$, and compared our measurement with the most recent determinations of this distance.

Key words. galaxies: individual (NGC 6822)—Local Group—stars: distances

1. Introduction

NGC 6822 is a barred dwarf irregular galaxy (dIrr) of type Ir IV-V (Gallart et al. 1996, Vandenberg 1998) belonging to the Local Group (LG). This galaxy, discovered by E. E. Barnard (1884), is one of the nearest dIrr to the Milky Way (MW), and according to Cannon et al. (2011) it is rich in gas and still active in forming stars. In addition NGC 6822 is dark matter dominated (de Blok & Walter 2000). This LG dwarf galaxy is similar in size, structure and metallicity to the Small Magellanic Cloud (SMC) and therefore it could play a fundamental role in understanding the star formation history in complex stellar systems.

Several estimates of the metal abundance are found in literature. Skillman et al. (1989) through optical spectrophotometry estimated $[\text{Fe}/\text{H}] = -1.2 \pm 0.3$, Gallart et al. (1996) found $[\text{Fe}/\text{H}] = -1.5 \pm 0.3$ using optical photometry, while through the CaII triplet absorption lines in RGB stars Tolstoy et al. (2001) give $[\text{Fe}/\text{H}] = -1.0 \pm 0.3$, Venn et al. (2001) estimated $[\text{Fe}/\text{H}] = -0.49 \pm 0.22$ using optical spectroscopy of A-type stars, and finally, Kacharov et al. (2012) and Sibbons et al. (2012), used C/M AGB star ratio found $[\text{Fe}/\text{H}] = -1.3 \pm 0.2$ and $[\text{Fe}/\text{H}] = -1.29 \pm 0.07$, respectively.

NGC 6822 is located at a low galactic latitude ($l = 25.4^\circ$, $b = -18.4^\circ$, Mateo 1998), and is therefore affected by a moderate foreground extinction. In fact, according to Schlegel's maps (1998), updated in Schlafly & Finkbeiner (2011), the MW reddening along the line of sight towards NGC 6822 is around $E(B - V) = 0.21$. The reddening estimates show a clear-cut difference between the innermost and outermost regions. Massey et

al. (1995) gave $E(B - V) = 0.26$ and $E(B - V) = 0.45$ in the centre and in the external fields of the galaxy; Gallart et al. (1996) obtained $E(B - V) = 0.24 \pm 0.03$ in the outermost regions of the galaxy, and Gieren et al. (2006) give $E(B - V) = 0.356 \pm 0.013$ in a region near the centre.

The distance modulus of this dwarf Irregular has been estimated by several authors. Lee et al. (1993) and Salaris & Cassisi (1998) by using the RGB tip brightness as distance indicator, give $(m - M)_0 = 23.46 \pm 0.08$ and 23.71 ± 0.14 respectively; Gallart et al. (1996) using UBVR photometry of eight Cepheids, estimate $(m - M)_0 = 23.49 \pm 0.08$; Cioni & Habing (2005) using NIR photometry of AGB stars found $(m - M)_0 = 23.34 \pm 0.12$; Gieren et al. (2006) through NIR photometry of Cepheids in the innermost region of NGC 6822 found $(m - M)_0 = 23.312 \pm 0.021$. More recently, the presence of significant differences among the distance estimates to NGC 6822, based on the use of the classical Cepheid period - luminosity relation, has been extensively investigated by Feast et al. (2012). The quoted authors by adopting a near-infrared JHK photometric dataset of classical Cepheids in the central region of NGC 6822, obtained a (best value) distance of $(m - M)_0 = 23.40 \pm 0.05$ based on a Large Magellanic Cloud (LMC) distance modulus of 18.50 mag, and a mean visual extinction $A_V = 0.667$. A new independent estimate of the distance to NGC 6822, based on the use of the near-infrared period - luminosity relation of Miras variables and assuming a LMC distance of 18.50, has been also obtained by Whitelock et al. (2012): 23.56 ± 0.03 where the error does not account for the uncertainty in the LMC distance.

Due to relevance of obtaining accurate distance determinations for LG dwarfs, and testing the self-consistency of independent standard candles (Tammann, Sandage & Reindl 2008),

[★] Based on observations collected with the ACS on board the NASA/ESA HST

Table 1. List of the images in the three fields, with filter, exposure time (s), α (h), δ (deg).

Field	Filter	Exp. Time (s)	α (h)	δ (deg)
C	F475W	559.5	19.753	-14.829
C	F475W	559.5	19.753	-14.829
C	F814W	559.0	19.753	-14.829
C	F814W	559.0	19.753	-14.829
E1	F475W	559.5	19.758	-14.887
E1	F475W	559.5	19.758	-14.887
E1	F814W	559.0	19.758	-14.887
E1	F814W	559.0	19.758	-14.887
E2	F475W	423.0	19.764	-14.943
E2	F475W	463.0	19.764	-14.943
E2	F814W	883.0	19.764	-14.943
E2	F814W	463.0	19.764	-14.943

we decided to obtain a new determination of the distance to NGC 6822 based on the TRGB method, by adopting a new theoretical calibration of this distance indicator. In passing we note that, while the distance measurements based on classical Cepheids are related to the young and intermediate-age galactic stellar component, the distance estimates provided by the TRGB method are tightly related with the old stellar population in the galaxy.

2. Observations and data reduction

Our photometric catalog is based on archival *Hubble Space Telescope* (HST) data sets collected with the Advanced Camera for Surveys (ACS) (HST proposal GO-12180 P.I. J. M. Cannon). We present here the analysis of three fields, all located in the south east region of the galaxy¹. The three fields were labeled C, E1, and E2, from the innermost to the outermost, respectively. Field, filter, exposure and coordinate of our data set are listed in Table 1.

As a first step we corrected the images for the known distortion effects using the Pixel Area Map (PAM). Photometry on individual images was performed using the photometric package DAOPHOT (Stetson 1987), and the simultaneous photometry on the 4 images was carried out using ALLFRAME (Stetson 1994). We ended up with three catalogues—one for each field—containing respectively $\sim 140,000$, $\sim 42,000$, and $\sim 12,000$ stars, from the innermost to the outermost field. The data calibration was carried out using the VEGAMAG system (Sirianni et al. 2005) once adopting the most updated zero-points².

We thus obtained three F814W, F475W–F814W CMDs, one for each field. Before further analyzing the three CMDs, we focused on the CMDs of the external fields, E1 and E2. Considering that each of the two fields contained a relative small number of stars, we exploited the possibility to increase the statistics by merging the two catalogs. First, we computed the ridge-lines of the MS and the RGB, for field E1 and superimposed them to the CMD of field E2. The result is shown in Fig. 1, where the resulting excellent overlap is shown. Therefore, in order to study a sample of higher statistical significance, we merged the CMDs of fields E1 and E2 and hereafter only a single CMD—labelled E—will be considered as representative of the external population of NGC 6822.

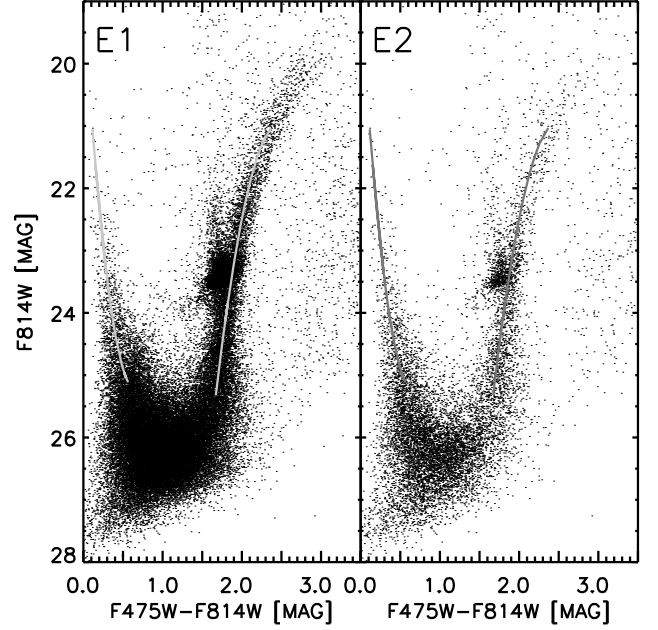


Fig. 1. Left: CMD of the E1 region with the ridge-lines superimposed. Right: CMD of field E2 with the ridge-lines of E1 superimposed. The values of the ridge-lines are listed in Tab. 2.

The two CMDs, namely those of field C and E, are shown in the left and middle panel of Fig. 2, where the error bars at different magnitudes are also shown.

The last step was to find the relative shift in colour (and in magnitude) of the two CMDs of fields C and E. Actually, after having traced the ridge-lines of the two CMDs, we found an excellent superposition for

$$\Delta E(F475W - F814W) = 0.12 \pm 0.02 \quad (1)$$

and $\Delta m = 0.12 \pm 0.02$ —hereafter m indicates the apparent magnitude in F814W band—, as shown in Fig. 2. In other words an excellent agreement is found assuming that field C is 0.12 redder and fainter than the CMD of field E. The associated error simply reflects the uncertainty in tracing the ridge-lines because of the intrinsic dispersion of the sequences in the CMD.

3. Distance and Reddening Determination

In order to provide a new estimate of the reddening of NGC 6822, we began adopting a “classical” approach. In particular we used the CMD of the dIrr galaxy IC 1613, whose CMD in the HST bands (Bernard et al. 2010) presents a global morphology very similar to that of NGC 6822. The similarity of the CMDs suggests that the two galaxies experienced an analogue star formation history. In addition the reddening of IC 1613 is low as $E(B - V) \sim 0.026$ (Bernard et al. 2010). After having determined the ridge-lines of the MS and the RGB of IC 1613 (ridge-lines for the MS and the RGB of fields C and E of NGC 6822 and of IC 1613 are reported in Table 2) we applied an appropriate shift both in magnitude and colour in order to obtain the best overlapping of the ridge-lines. This is shown in Fig. 3. As a result of this procedure we obtained $\Delta(F475W - F814W) = 0.59 \pm 0.02$ and $\Delta m = 1.00 \pm 0.04$ as the relative colour and magnitude of NGC 6822 field C with respect to IC 1613.

¹ The centre of NGC 6822 is $(\alpha, \delta) = (-19^h44^m56.6s, -14^d47^m21s)$

² Available at <http://www.stsci.edu/hst/acs/analysis/zeropoints>.

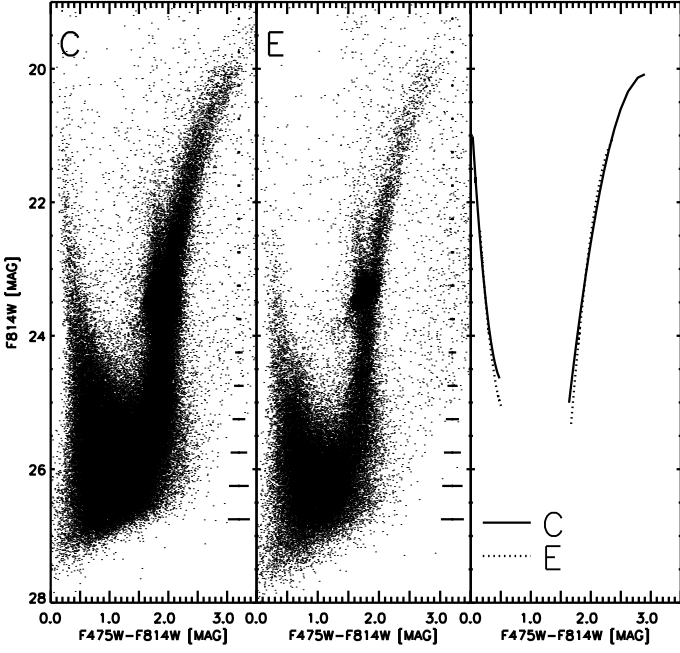


Fig. 2. *Left:* The CMD of the innermost field, C. *Middle:* The CMD of the outermost fields, E. The error bars are shown. *Right:* The ridge-lines of the MS and of the RGB of the fields C (solid line) and E (dot line). The ridge-lines of field C have been shifted to the blue by $E(F475W - F814W) = 0.12$ and to faint magnitudes by $\Delta m = 0.12$ (see text).

Table 2. Magnitudes in the F814W band associated to each colour $F475W - F814W$, for the ridge-lines for fields C, E, and for IC 1613, respectively.

Colour	m_C^{MS}	m_E^{MS}	m_{IC1613}^{MS}	m_C^{RGB}	m_E^{RGB}	m_{IC1613}^{RGB}
2.5	—	—	—	21.17	20.07	20.95
2.4	—	—	—	21.46	20.38	20.99
2.3	—	—	—	21.81	20.64	21.17
2.2	—	—	—	22.24	20.88	21.48
2.1	—	—	—	22.75	21.11	21.92
2.0	—	—	—	23.35	21.36	22.49
1.9	—	—	—	24.07	21.64	23.20
1.8	—	—	—	24.91	21.98	24.05
0.5	24.43	26.54	24.90	—	—	—
0.4	23.83	26.47	24.33	—	—	—
0.3	22.94	26.41	23.46	—	—	—
0.2	21.78	26.28	22.29	—	—	—
0.1	20.33	26.02	20.83	—	—	—
0.0	18.61	25.56	19.07	—	—	—
-0.1	16.61	24.84	17.02	—	—	—

Bernard et al. (2010) on the basis of their study of the rich population of variables in IC 1613 found for the distance modulus of this galaxy $(m - M)_0 = 24.40$, with uncertainty (our estimate) of ~ 0.05 . This brings us to estimate the distance modulus of NGC 6822 as $(m - M)_0 = 23.40 \pm 0.06$.

An independent estimate of the distance to NGC 6822 can be obtained using the luminosity of the tip of the RGB (TRGB) (Lee et al. 1993). The basic idea of this technique is that the TRGB marks the He-ignition in electron degenerate cores of low mass stars, i.e. stars with masses below $\sim 2M_\odot$, corresponding to population ages older than 1.0-1.5 Gyr.

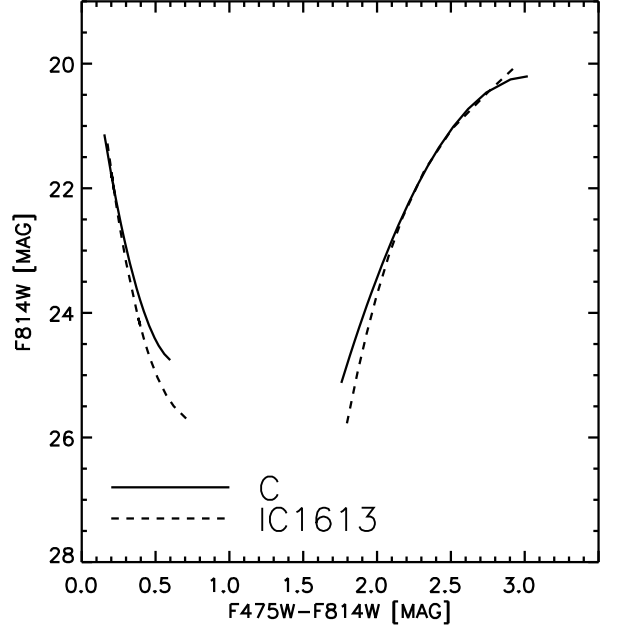


Fig. 3. The ridge-lines of the MS and of the RGB of the fields C (solid line) and IC 1613 (dash line). The colour shift applied to the ridge-lines of the two galaxies in order to overlap them corresponds to $\Delta(F475W - F814W) = 0.59 \pm 0.02$.

The TRGB bolometric magnitude is weakly dependent on the initial stellar mass for ages older than 4 Gyr because, for a given initial chemical composition, the TRGB level is determined by the He-core mass at the He-flash, which is fairly constant in this age range. Actually the core mass at the He-burning ignition decreases for increasing metallicity, while the TRGB bolometric luminosity increases. This is so because the increased efficiency of the H-burning shell largely compensates for the reduced core mass. However, according to the models of stellar atmosphere, the bolometric correction in the I-Cousin band nearly compensates for the intrinsic increase in the bolometric luminosity of the TRGB. The net effect is that M_I^{TRGB} should be largely constant with $M_I^{TRGB} \approx -4$ and weakly dependent on ages and metallicities, for ages older than 4-5 Gyr and metallicities lower than $[Fe/H] \leq -0.7$ (Lee et al. 1993, Salaris & Cassisi 2005). **These model predictions** are shown in the upper panel of Fig. 4. For this reason the calibration of the TRGB brightness in the I-band (or in similar bands as F814W) as a function of the metallicity can be used as standard candle for resolved old stellar populations.

However, even if the TRGB is an extremely powerful distance indicator for homogeneous stellar populations, when applied to multi-age stellar systems – as those hosted in LG dwarfs – it should be used with caution. The problem is that, even if weak, the dependence on the age of the TRGB is not completely negligible. Consequently, a poor knowledge on the star formation history could affect the estimate of the distance as discussed by Tammann & Reindl (2012). Note that the presence of a well populated RGB in the CMD of a stellar system with a complex formation history does not guarantee that the RGB is populated only by old stars. In order to overcome this difficulty, several studies, both observational (Rizzi et al. 2007) and theoretical (Bellazzini 2008, Cassisi & Salaris 2012) have been carried out and concluded that the calibration of the TRGB

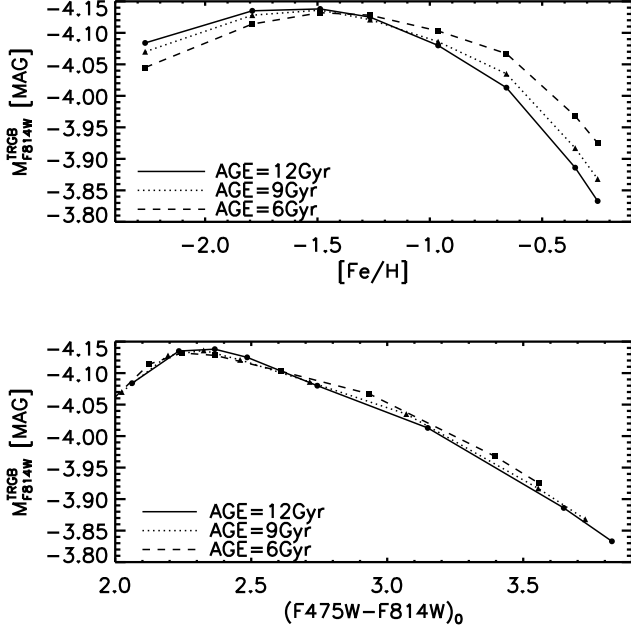


Fig. 4. *Top panel:* the luminosity of the TRGB in the F814W-band as a function of the metallicity for different ages (12 Gyr: solid line; 9 Gyr: dot line; 6 Gyr: dash line). *Bottom panel:* the luminosity of the TRGB as function of the colour on the TRGB for different ages (12 Gyr: solid line; 9 Gyr: dot line; 6 Gyr: dash line). Different metallicities are indicated by the small dots.

absolute magnitude as a function of its intrinsic colour has the advantage of minimizing the effect of the star formation history of the star population.

On the basis of these considerations, we decided to estimate the distance to NGC 6822 by adopting the calibration of the TRGB brightness as a function of both the metallicity and the intrinsic colour.

Concerning the theoretical calibration of the TRGB, we relied on the BaSTI stellar models (Pietrinferni et al. 2004, 2006), updated with conductive opacity evaluations by Cassisi et al. (2007), which produces TRGB luminosities fainter by ~ 0.08 mag with respect to the standard BaSTI models.

To determine the apparent magnitude of the RGB tip in NGC 6822 we adopted the technique suggested by Lee et al. (1993), which consists in using an edge-detection algorithm – the Sobel kernel – with the appropriate mask $[-1, -2, 0, +2, +1]$. Applying this convolution filter to old stellar systems where AGB population is sparse, the signature of the tip appears a sharp peak along the luminosity function (LF) of the RGB. Actually AGB stars, which are brighter than those on the RGB, do not affect this technique since they have a shorter evolutionary timescale. To determine the luminosity function of the RGB we considered all the stars belonging to the RGB with $19.0 < m < 22.5$ and within $3\sigma_m$ from the ridge-line, where σ_m is the uncertainty in colour associated to the ridge-line itself at a given magnitude. The LF for the inner field C and, for comparison, for the outer fields E are shown in Fig. 5 where the result of the convolution of the RGB LF with the Sobel kernel is also displayed.

Scrutiny of Fig. 5 provides the apparent magnitude of the tip in the central and external field as $m_C^{TRGB} = 19.99 \pm 0.02$ and $m_E^{TRGB} = 19.90 \pm 0.02$ respectively, where the error has been adopted as half of the bin size. As expected the TRGB

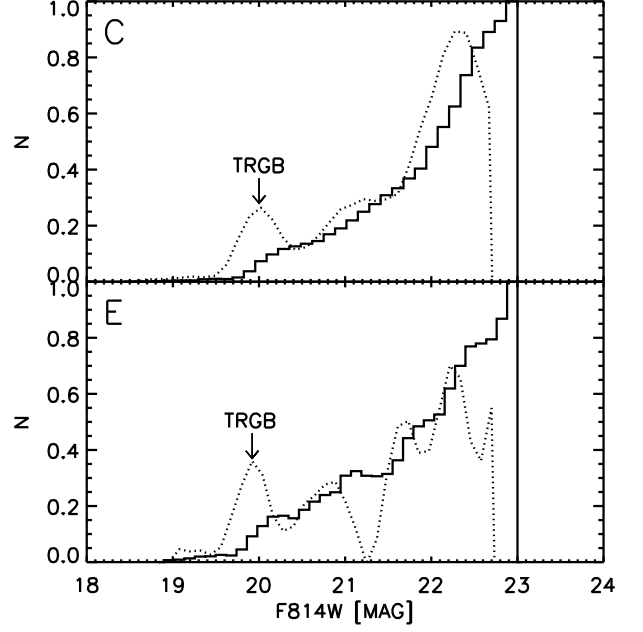


Fig. 5. The LF of the RGB of field C (top) and of field E (below) of NGC 6822. The dotted line shows the convolution of the LF with the Sobel kernel, while the arrow marks the location of the TRGB.

for the innermost field is significantly fainter than that of the outermost field. The corresponding colour of the TRGB for field C is readily obtained from the RGB ridge-line which gives $(F475W - F814W)_{0,C}^{TRGB} = 3.00 \pm 0.02$.

The estimate of the dereddened TRGB colour was already discussed at the beginning of this section. The reddening of IC 1613 has been adopted from Bernard et al. (2010) as $E(B - V) = 0.026$ and was transformed into the appropriate HST bands by using Table 3 of Bedin et al. (2005) who provided the relationships between the colour excess $E(B - V)$ and the extinction coefficients in different HST bands for cool stars. By interpolation on data in this table we derived $E(B - V) = 0.56E(F475W - F814W)$ and $A_{F814W} = 0.98E(F475W - F814W)$. By applying these transformations we obtained the extinction and the absorption of IC 1613 in the HST bands as $E(F475W - F814W) = 0.046$ and $A_{F814W} = 0.045$.

Using the relative reddening found for NGC 6822 we derived the dereddened colour and apparent magnitude of the TRGB for field C:

$$(F475W - F814W)_{0,C}^{TRGB} = 2.36 \pm 0.04 \quad (2)$$

$$m_{0,C}^{TRGB} = 19.41 \pm 0.03 \quad (3)$$

In principle, in order to use the TRGB as distance indicator, an estimate of the average metallicity of the population of NGC 6822 is required. The upper panel of Fig. 4, based on BaSTI models, shows the dependence of the luminosity of the TRGB on $[Fe/H]$. Scrutiny of this figure discloses that in the metallicity range about $-2.0 \leq [Fe/H] \leq -0.8$ and in the age range between about 6 and 12 Gyr, the absolute magnitude of the tip is nearly constant, ranging from $M_{F814W}^{TRGB} = -4.13$ to $M_{F814W}^{TRGB} = -4.05$. We therefore adopted $M_{F814W}^{TRGB} = -4.10 \pm 0.04$. On the basis of this calibration we estimated the true distance modulus of NGC

6822 as $(m - M)_0 = m_{0,C}^{TRGB} - M_{F814W}^{TRGB} = 23.51 \pm 0.05$. This value is marginally consistent with distance modulus found at the beginning of this section. Even if this is not particularly surprising because our first estimate was based on the variables of IC 1613 as distance indicators, while this second estimate is based on a theoretical calibration of the TRGB, nonetheless this discrepancy could be regarded as an indication of the metallicity of the bulk of the population of NGC 6822. In fact, assuming that the distance modulus is $(m - M)_0 = 23.40 \pm 0.05$, it would turn out that $M_{F814W}^{TRGB} = -4.07$, and consequently, from Fig. 4, the average metallicity of NGC 6822 would be around $[Fe/H] \sim -1.0$.

In order to overcome the uncertainty in metallicity which reflects in the adopted M_{F814W}^{TRGB} value and, then, on the distance, we used, as a final approach, the theoretical TRGB magnitude-colour relationship. The calibration of this parameter is shown in the lower panel of Fig. 4. We emphasize that, as shown in the figure, in this case the dependence of the TRGB on the age of the stellar population age is almost vanishing while the effect of metallicity is obviously included in the colour. An overall best fit to these data gave

$$M_{F814W}^{TRGB} = 0.08 \cdot \text{col}^2 - 0.40 \cdot \text{col} - 3.63 \quad (4)$$

where $\text{col} = (F475W - F814W)_0$ and with a χ^2 equal to 0.003.

Using the colour already found in equation (2) for field C of NGC 6822, this relationship gives $M_{F814W,C}^{TRGB} = -4.13 \pm 0.01$, where the error accounts only for the uncertainties on the TRGB brightness and colour.

Using the TRGB dereddened apparent magnitude of (3) we obtained a true distance modulus, $(m - M)_0 = 23.54 \pm 0.05$. Note that the two distance determinations based on two different parameters, namely on the luminosity and on the colour of the TRGB, are in excellent agreement and we conclude that the distance modulus of NGC 6822 is $(m - M)_0 = 23.53 \pm 0.05$.

4. Conclusions

In this paper we carried out an analysis of the dIrr NGC 6822 using photometric data collected with the ACS detector onboard of HST. The data analysis was done using the photometry package software DAOPHOT, supported by ALLFRAME. We obtained very accurate CMDs for three distinct fields of view. In the analysis we carried out the CMDs corresponding to the two outermost fields have been considered as a unique CMD, because they overlap perfectly. The results obtained in this paper are:

- The reddening was studied. At first, the possible presence of differential reddening was investigated and it was estimated to be $\Delta E(F475W - F814W) = 0.12 \pm 0.02$. Then through a comparison with the CMD of another dIrr, IC 1613, the colour excess $E(B-V)$ was evaluated and the result is $E(B - V)_C = 0.37 \pm 0.02$ and $E(B - V)_E = 0.30 \pm 0.032$ for the innermost and outermost fields, respectively;
- The distance modulus was estimated, through the method of the tip of the RGB a new —and still never used— theoretical calibration of this standard candle based on the TRGB brightness - colour relationship was obtained and applied to the presented data set. The result obtained is $(m - M)_0 = 23.54 \pm 0.05$. Although larger by about 0.14 mag, this distance estimate is - within the quoted uncertainty - in agreement with the distance measurement provided by Feast et al. (2012). However, it is also worth noting that the measurement by Feast et al. (2012) is based on the assumption that the LMC distance modulus is equal to

18.50. So, when accounting in the error budget for the still not negligible uncertainty (at least of the order of 0.05 mag) in the adopted LMC distance (Tammann et al. 2006), it is clear that the distance estimates based on classical Cepheids and TRGB method are quite consistent.

Acknowledgements. We warmly thank our referee for her/his pertinent and very helpful suggestions. SC is grateful for financial support from PRIN-INAF 2009 "Formation and Early Evolution of Massive Star Clusters" (PI: R. Gratton) and PRIN-INAF 2011 "Multiple Populations in Globular Clusters: their role in the Galaxy assembly" (PI: E. Carretta). Support for this work was provided by the IAC (grants, 310394, 301204), the Education and Science Ministry of Spain (grants AYA2010-16717).

References

- Barnard, E. E. 1884, *Sidereal Messenger*, 3, 254
 Bedin, L. R., Cassisi, S., Castelli, F., Piotto, G., Anderson, J., Salaris, M., Momany, Y., & Pietrinferni, A. 2005, *MNRAS*, 357, 1038
 Bellazzini, M. 2008, *Mem. Soc. Astr. It.*, 79, 440
 Bernard, E. J., Monelli, M., Gallart, C., Aparicio, A., Cassisi, S., Drozdovsky, I., Hidalgo, S. L., Skillman, E. D., & Stetson, P. B. 2010, *ApJ*, 712, 1259
 Cannon, J. M., Walter, F., Armus, L., Bendo, G. J., Calzetti, D., Draine, B. T., Engelbracht, C. W., Helou, G., Kennicutt, R. C., Jr., Leitherer, C., Roussel, H., Bot, C., Buckalew, B. A., Dale, D. A., de Blok, W. J. G., Gordon, K. D., Hollenbach, D. J., Jarrett, T. H., Meyer, M. J., Murphy, E. J., Sheth, K., & Thornley, M. D. 2011, *ApJ*, 652, 1170
 Cassisi, S., Potekhin, A. Y., Pietrinferni, A., Catelan, M., & Salaris, M. 2007, *ApJ*, 661, 1094
 Cassisi, S., & Salaris, M. 2012, "Old stellar populations: how to study the fossil record of galaxy formation", Wiley-VCH eds., *in press*
 Cioni, M.-R. L., & Habing, H. J. 2005, *A&A*, 429, 837
 Da Costa, G. S., & Armandroff, T. E. 1990, *AJ*, 100, 162
 de Blok, W. J. G., & Walter, F. 2000, *AJ*, 537, L95
 Feast, M. W., Whitelock, P. A., Menzies, J. W., & Matsunaga, N. 2012, *MNRAS*, 421, 2998
 Gallart, C., Aparicio, A., & Vilchez, J. M. 1996, *AJ*, 112, 1928
 Gieren, W., Pietrzynski, G., Nalewajko, K., Soszynski, I., Bresolin, F., Kudritzki, R.-P., Minniti, D., & Romanowsky, A. 2006, *ApJ*, 647, 1056
 Kacharov, N., Rejkuba, M., & Cioni, M.-R. L. 2012, *A&A*, 537, 108
 Lee, M. G., Freedman, W., & Madore, B. F. 1993, *ApJ*, 417, 553
 Mateo, M. 1998, *ARA&A*, 36, 435
 Massey, P., Armandroff, T. E., Pyke, R., Patel, K., & Wilson, C. D. 1995, *AJ*, 110, 2715
 Pietrinferni, A., Cassisi, S., Salaris, M., & Castelli, F. 2004, *ApJ*, 612, 168
 Pietrinferni, A., Cassisi, S., Salaris, M., & Castelli, F. 2006, *ApJ*, 642, 797
 Rizzi, L., Tully, R. B., Makarov, D., Makarova, L., Dolphin, A. E., Sakai, S., Shaya, E. J. 2007, *ApJ*, 661, 815
 Salaris, M. & Cassisi, S. 1998, *MNRAS*, 298, 166
 Salaris, M. & Cassisi, S. 2005, "Evolution of stars and stellar populations", Wiley-VCH eds., pp. 400
 Schlafly, E. F., & Finkbeiner, D. P. 2011, *ApJ*, 737, 103
 Schlegel, D. J., Finkbeiner, D. P., & Davis, M. 1998, *ApJ*, 500, 525
 Sibbons, L. F., Ryan, S. G., Cioni, M.-R. L., Irwin, M., & Napiwotzki, R. 2012, *A&A*, 540, 135
 Sirianni, M., Jee, M. J., Benitez, N., Blakeslee, J. P., Martel, A. R., Meurer, G., Clampin, M., et al. 2005, *PASP*, 117, 1049
 Skillman, E. D., Terlevich, R., & Melnick, J. 1989, *MNRAS*, 240, 563
 Stetson, P. B. 1987, *PASP*, 99, 191
 Stetson, P. B. 1994, *PASP*, 106, 250
 Tammann, G. A., & Reindl, B. 2012, *Astrophysics and Space Science*, 341, 3
 Tammann, G. A., Sandage, A., & Reindl, B. 2008, *ApJ*, 679, 52
 Tolstoy, E., Irwin, M. J., Cole, A. A., Pasquini, L., Gilmozzi, R., & Gallagher, J. S. 2001, *MNRAS*, 327, 918
 Vandenberg, S. 1998, in *Galaxy Morphology and Classification* (Cambridge: Cambridge University Press)
 Venn, K. A., Lennon, D. J., Kaufer, A., et al. 2001, *ApJ*, 547, 765
 Whitelock, P. A., Menzies, J. W., Feast, M. W., Nsengiyumva, F., & Matsunaga, N. 2012, *MNRAS*, *in press*, arXiv:1210.3695