

Imitating Chemical Motors with Optimal Information Motors

Jordan M. Horowitz,¹ Takahiro Sagawa,^{2,3} and Juan M. R. Parrondo¹

¹*Departamento de Física Atómica, Molecular y Nuclear and GISC, Universidad Complutense de Madrid, 28040 Madrid, Spain*

²*The Hakubi Center for Advanced Research, Kyoto University, Yoshida-ushinomiya cho, Sakyo-ku, Kyoto 606-8302, Japan*

³*Yukawa Institute for Theoretical Physics, Kyoto University, Kitashirakawa-oiwake cho, Sakyo-ku, Kyoto 606-8502, Japan*

(Dated: July 18, 2018)

To induce transport, detailed balance must be broken. A common mechanism is to bias the dynamics with a thermodynamic fuel, such as chemical energy. An intriguing, alternative strategy is for a Maxwell demon to effect the bias using feedback. We demonstrate that these two different mechanisms lead to distinct thermodynamics by contrasting a chemical motor and information motor with identical dynamics. To clarify this difference, we study both models within one unified framework, highlighting the role of the interaction between the demon and the motor. This analysis elucidates the manner in which information is incorporated into a physical system.

PACS numbers: 05.70.Ln, 89.70.-a, 05.20.-y, 05.40.-a

Information is physical [1]: it is stored in physical memories, and therefore the processing of information is constrained by the same thermodynamic limitations as any other physical process [2, 3]. Remarkably, once information has been obtained, it can then serve as a thermodynamic resource similar to free energy. These observations have been the historic points of departure for investigations into the nature of information [2, 3]. As a consequence, research has either focused on the manipulation of information in isolated memories, or simply on the engines that utilize that information. This division has been fruitful. Theoretical studies of memories, which have been verified by experiment [4], have led to insights into the thermodynamic costs of measurement [5] and erasure [6–11]; copying [12, 13]; and proofreading [12]; while theoretical [14–20] and experimental [21, 22] investigations of information (or feedback) motors have explored the fundamental limits to the conversion of information into work.

Nevertheless, the thermodynamic qualities of information still need to be clarified, especially the mechanisms that allow a motor to exploit information to rectify thermal fluctuations. With this goal in mind, we highlight in this Letter the difference between information and a more traditional thermodynamic resource, the chemical free energy. We elaborate this distinction by comparing the entropy production rates of two motors with *identical* dynamics: a chemical motor powered by a chemical potential gradient and an information motor driven by feedback. For the chemical motor, we use traditional methods of thermodynamic analysis [23]. However, such methods cannot be applied to the information motor when the memory is left unspecified. Even still, a useful bound for its entropy production can be obtained from a refinement of the second law of thermodynamics for feedback and information, introduced by Sagawa and Ueda [11]. We

demonstrate that, despite the identical dynamics, the information motor presents qualitatively different thermodynamics. We then trace this discrepancy to the features of the interaction between the ratchet and the memory by introducing a physical model of the information motor.

Our motors are patterned on the Brownian ratchet [24] pictured in Fig. 1. The ratchet is composed of a particle

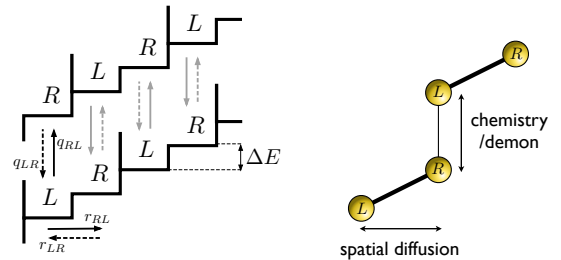


FIG. 1. Depiction of the Brownian ratchet template. A particle moves in a periodic potential of period l against a force $F = 2\Delta E/l$. The potential switches randomly between two configurations mediated by either a chemical reaction (chemical motor) or a demon (information motor). Spatial diffusion and potential switches induce $R \leftrightarrow L$ transitions at rates r_{ij} and q_{ij} ($i, j = R, L$), respectively.

driven against a force F by a flashing periodic potential. The potential fluctuates between two configurations consisting of a series of offset infinite barriers that confine the particle to boxes of length l . Within each box the particle has two spatial states: $z = L$ (left) and a higher energy state R (right) with energy difference $\Delta E = Fl/2$, where energy units are set by fixing the temperature, $kT = 1$. The probability $p_z(t)$ to be in state $z = R, L$ at time t

obeys the master equation [25]

$$\begin{aligned}\dot{p}_R(t) &= (r_{RL} + q_{RL})p_L(t) - (r_{LR} + q_{LR})p_R(t) \\ \dot{p}_L(t) &= (r_{LR} + q_{LR})p_R(t) - (r_{RL} + q_{RL})p_L(t).\end{aligned}\quad (1)$$

Here, diffusive jumps *within* each box are thermally activated with rates r_{LR} (r_{RL}) from R to L (L to R) that verify detailed balance, $r_{LR}/r_{RL} = e^{\Delta E}$ [23]; whereas transitions effected by potential switches occur with rates q_{LR} (q_{RL}) for $R \rightarrow L$ ($L \rightarrow R$) and are induced by a *different mechanism in each motor*, see Fig. 1. Furthermore, these switches do not require energy, as we assume that R (L) in the lower configuration in Fig. 1 has the same energy as L (R) in the upper. The ratchet functions as long as in the stationary state ($\dot{p}_R(t) = \dot{p}_L(t) = 0$) the $R \rightarrow L$ switches occur more often than the reverse, $L \rightarrow R$. In which case, the stationary current J – the average net number of jumps per unit time against the load – is positive, and work is extracted at a rate [23, 26]

$$\dot{W}_{\text{ext}} = J\Delta E. \quad (2)$$

It will prove convenient in our subsequent calculations to assume that potential switches are slow compared to the spatial transitions ($q \ll r$). In this limit, the stationary solution of Eq. (1) [26],

$$p_R = \frac{1}{1 + e^{\Delta E}}, \quad p_L = \frac{e^{\Delta E}}{1 + e^{\Delta E}}, \quad (3)$$

is in equilibrium with respect to diffusion, inducing a current $J = q_{LR}p_R - q_{RL}p_L$.

In the chemical motor, the potential switches are biased by coupling them to an out-of-equilibrium chemical reaction between species A and B through the formula $R + A \leftrightarrow L + B$. Detailed balance enforces that the chemical potential difference between A and B , $\Delta\mu \equiv \mu_A - \mu_B > 0$, satisfies $\Delta\mu = \ln(q_{LR}/q_{RL})$. The resulting scheme corresponds to the minimal tight-coupled chemical motor extensively used to model protein motors [23]. When $\Delta\mu > \Delta E$, \dot{W}_{ext} [Eq. (2)] is extracted by consuming chemical free energy per unit time $\dot{F}_{\text{chem}} = J\Delta\mu$. The resulting entropy production rate is [23]

$$\dot{S}^{(\text{chem.mot.})} = \dot{F}_{\text{chem}} - \dot{W}_{\text{ext}} = J(\Delta\mu - \Delta E) \geq 0. \quad (4)$$

To contrast with the chemical motor, we now consider an information motor driven by feedback implemented by a device, or so-called demon, that switches the potential in response to measurements of the particle's position.

In order for the information motor to reproduce the stochastic potential switches of the ratchet, the demon measures at random times according to a Poisson process with rate $\alpha = q_{RL} + q_{LR}$ [25]. This scheme may be interpreted as the demon attempting to make a measurement in each small interval of time δt , but only succeeding with probability $\alpha\delta t \ll 1$. When the demon succeeds, it measures R or L with a symmetric error, mistaking R (L) for

L (R) with probability $\epsilon = q_{RL}/(q_{RL} + q_{LR})$, and flips the potential when the outcome is R . Moreover, the demon records the sequence of potential switches in a memory with states m , though for now we leave unspecified the recording mechanism. When the demon fails to make a measurement or the outcome is L , the memory is put in state $m = N$ for no-switch; whereas, when the outcome is R , the memory is set to S for switch.

With this setup, potential switches occur at rates $q_{LR} = \alpha(1 - \epsilon)$ and $q_{RL} = \alpha\epsilon$, as desired. Comparison with the chemical motor leads to the correspondence $\Delta\mu = \ln[(1 - \epsilon)/\epsilon]$: $\epsilon = 0$ is equivalent to $\Delta\mu = \infty$, and $\epsilon = 1/2$ corresponds to an equilibrium fuel, $\Delta\mu = 0$.

Even though the physical nature of the demon is unspecified, we can still discuss the information motor's thermodynamics using the framework developed in Refs. [11, 19, 27–33]. Later, we validate this approach by providing an explicit physical model for the demon. The framework's main features can be simply obtained by introducing a nonequilibrium free energy [34, 35] for a system whose mesoscopic states x are in local equilibrium [36]. To each system configuration $X = \{p_x, F_x\}$, characterized by free energy F_x of state x and probability p_x to be in x , we assign a *nonequilibrium free energy* ($kT = 1$)

$$\mathcal{F}(X) = \sum_x p_x F_x - H(X) \equiv F(X) - H(X), \quad (5)$$

where $H(X)$ is the Shannon entropy [37]. We call $F(X) = \sum p_x F_x$ the *bare free energy*. In equilibrium, $p_x^{\text{eq}} = e^{-F_x}/Z$ with $Z = \sum e^{-F_x}$, and we recover $\mathcal{F}^{\text{eq}} = -\ln Z$. The utility of \mathcal{F} stems from the observation that the (irreversible) entropy production in a transition between configurations is the amount by which the work W exceeds the increment in the nonequilibrium free energy $\Delta\mathcal{F}$ [34, 35]:

$$\Delta_i S = W - \Delta\mathcal{F} \geq 0. \quad (6)$$

While $\Delta_i S$ only equals the change in thermodynamic entropy for transitions between equilibrium states, away from equilibrium Eq. (6) still offers useful insight. It bounds the work required for any process and can be shown to be a measure of irreversibility. Moreover, when a process connecting equilibrium states can be divided into different stages connecting nonequilibrium configurations, the sum of $\Delta_i S$ over all these stages yields the total change in equilibrium entropy.

We are interested in the entropy production for the coupled memory and ratchet, $X = (M, Z)$, during measurement and feedback. An ideal classical measurement correlates the initially uncorrelated memory and ratchet, $\mathcal{F}(M, Z) = \mathcal{F}(M) + \mathcal{F}(Z)$, through an isothermal process, $(M, Z) \rightarrow (M', Z')$, *without* affecting the ratchet, $Z' = Z$, though possibly changing the nonequilibrium free energy of the memory to $\mathcal{F}(M') \neq \mathcal{F}(M)$ [5, 11].

If before and after the measurement the bare free energies are additive, $F(M, Z) = F(M) + F(Z)$, then the nonequilibrium free energy can be cast into

$$\mathcal{F}(M', Z') = \mathcal{F}(M') + \mathcal{F}(Z) + I(M', Z), \quad (7)$$

where the mutual information

$$I(M', Z) \equiv H(M') + H(Z) - H(M', Z) \quad (8)$$

measures correlations, satisfying $I \geq 0$ with $I = 0$ only when M' and Z are independent [37]. Consequently, the creation of correlations, or measuring, increases the nonequilibrium free energy, requiring work W_{meas} and producing entropy according to Eqs. (6) and (7) [5, 11, 33],

$$\begin{aligned} \Delta_i \mathcal{S}_{\text{meas}} &= W_{\text{meas}} - \Delta \mathcal{F}(M, Z) \\ &= W_{\text{meas}} - \Delta \mathcal{F}(M) - I(M', Z) \geq 0, \end{aligned} \quad (9)$$

where $\Delta \mathcal{F}(Y) = \mathcal{F}(Y') - \mathcal{F}(Y)$.

Once the correlations have been established, they can be exploited through a subsequent isothermal process, $(M', Z') \rightarrow (M'', Z'')$, that extracts work W_{ext} from the ratchet without altering the memory, $\mathcal{F}(M'') = \mathcal{F}(M')$. When all the correlations are removed [$I(M'', Z'') = 0$], we call this scenario feedback. For the cyclic processes we consider here, $\mathcal{F}(Z'') = \mathcal{F}(Z)$, and the entropy production is [Eq. (6)] [27, 31, 33, 34]

$$\Delta_i \mathcal{S}_{\text{fb}} = I(M', Z) - W_{\text{ext}} \geq 0. \quad (10)$$

Only when the measurement is reversible ($\Delta_i \mathcal{S}_{\text{meas}} = 0$) does Eq. (10) represent the total entropy production for the entire measurement and feedback cycle. In general, $\Delta_i \mathcal{S}_{\text{fb}}$ is only a lower bound.

Now, since the information motor utilizes feedback, we can use Eq. (10) to calculate its (minimum) entropy production rate. To this end, we calculate the mutual information. The fast diffusion implies that the ratchet begins each δt with the same equilibrium probability density [Eq. (3)], independent of past measurements. Consequently, each interval is independent and can be analyzed separately. We then obtain I by substituting the probability density $p'_{z,m}$ for the composite system after the measurement into Eq. (8) [26]

$$\dot{I} = \frac{I(M', Z)}{\delta t} \simeq p_{RQLR} \ln \frac{q_{LR}}{q_S} + p_{LQRL} \ln \frac{q_{RL}}{q_S}, \quad (11)$$

where $q_S = (p'_{R,S} + p'_{L,S})/\delta t$ is the switching rate. Then by combining Eqs. (2), (10), and (11), we find the entropy production rate

$$\dot{\mathcal{S}}^{(\text{info.mot.})} = \Delta_i \mathcal{S}_{\text{fb}}/\delta t = \dot{I} - J\Delta E \geq 0. \quad (12)$$

In Fig. 2, we compare $\dot{\mathcal{S}}^{(\text{chem.mot.})}$ [Eq. (4)] and $\dot{\mathcal{S}}^{(\text{info.mot.})}$ [Eq. (12)] as functions of ΔE . The different switching mechanisms lead to qualitatively different thermodynamics, even though the dynamics are the

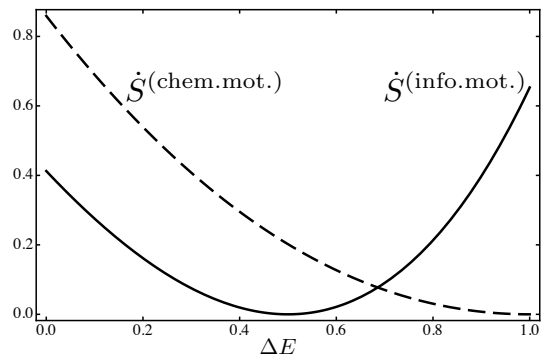


FIG. 2. Plot of the entropy production rates for the chemical motor, $\dot{\mathcal{S}}^{(\text{chem.mot.})}$ [Eq. (4)], and the information motor, $\dot{\mathcal{S}}^{(\text{info.mot.})}$ [Eq. (12)], as functions of the external force ΔE for $q_{RL} = 1$ and $\Delta\mu = \ln[(1 - \epsilon)/\epsilon] = 1$.

same. Most notably, the chemical motor achieves the reversible limit only at the stall force $\Delta E = \Delta\mu$ when $J = 0$, whereas the information motor can operate with zero entropy production at a *finite* current when $\Delta E = \Delta\mu/2$. In this case, the feedback is reversible in the same spirit as other reversible controlled systems analyzed in Refs. [19, 20].

To clarify the origin of this difference, we now analyze a physical realization of the information motor where the memory and measurement mechanism are included explicitly, building on the mechanical Maxwell's demon introduced by Mandal and Jarzynski [38].

We model the memory as a tape composed of a series of two-state cells (or bits), with states $m = N, S$, and free energies $F_N = 0$ and $F_S = f_0 \rightarrow \infty$. Initially, each cell is in N – which is equilibrium ($p_N = 1, p_S = 0$). One at a time, each cell couples to the motor for a duration τ_1 , short compared to the diffusion ($r\tau_1 \ll 1$), through a fast reaction that induces potential switches according to the scheme in Fig. 3 at a rate of order $\gamma \gg r$. We bias the $R \rightarrow L$ potential switches by mediating them with the same out-of-equilibrium chemicals, A and B , used in the chemical motor with $\Delta\mu = \ln(q_{LR}/q_{RL})$ through the formula $R + N + A \leftrightarrow L + S + B$. Furthermore, we lower the free energy of S quasistatically using the protocol $F_S(t)$ from $F_S(0) = f_0$ to $F_S(\tau_1) = f \equiv -\ln(q_{RL}\delta t) \gg 1$. Thus, even though the diffusion is frozen during τ_1 , each of the reactions $R + S \leftrightarrow L + N$ and $R + N + A \leftrightarrow L + S + B$ independently evolve through a sequence of equilibrium states. The dynamics during this period follows the master equation [25]

$$\begin{aligned} \dot{p}_{R,N}(t) &= \gamma p_{L,S}(t) - \gamma e^{F_N - F_S(t) + \Delta\mu} p_{R,N}(t) \\ \dot{p}_{L,N}(t) &= \gamma p_{R,S}(t) - \gamma e^{F_N - F_S(t)} p_{L,N}(t), \end{aligned} \quad (13)$$

with $p_{L,S}(t) = p_{RPN} - p_{R,N}(t)$ and $p_{R,S}(t) = p_{LPN} - p_{L,N}(t)$. In the limit $\gamma\tau_1 \gg 1$, we reproduce dynamically

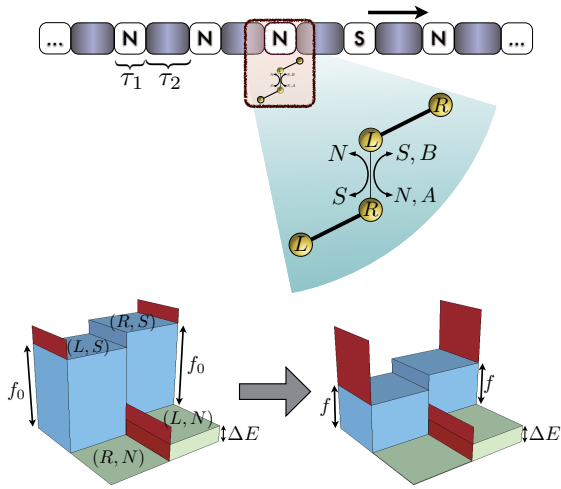


FIG. 3. Illustration of the information motor fed by a tape of two-state (N and S) cells each initially in N and separated by a time interval τ_2 (upper figure). Each cell couples to the ratchet for a duration τ_1 during which F_S is quasistatically lowered from $f_0 \rightarrow \infty$ to f while the reactions $R+S \leftrightarrow L+N$ and $R+N+A \leftrightarrow L+S+B$ individually evolve in a time-dependent free energy landscape (lower figure).

the same correlations as before, which may be verified by comparing the solution at τ_1

$$\begin{pmatrix} p'_{R,N} \\ p'_{L,N} \end{pmatrix} = \begin{pmatrix} p_R[1 - \alpha(1 - \epsilon)\delta t] \\ p_L(1 - \alpha\epsilon\delta t) \end{pmatrix} = \begin{pmatrix} p_R(1 - q_{LR}\delta t) \\ p_L(1 - q_{RL}\delta t) \end{pmatrix}, \quad (14)$$

to the density of the information motor after the demon has acted [26]. Next, the cell decouples, and the motor relaxes to equilibrium by spatial diffusion for a time $\tau_2 \gg 1/r$ such that $\delta t = \tau_1 + \tau_2$ is the total cycle time. The various time scales can be summarized as $\gamma^{-1} \ll \tau_1 \sim \dot{F}_s^{-1} \ll r^{-1} \ll \tau_2 \ll \alpha^{-1}$.

The thermodynamic analysis of each δt -cycle naturally decomposes into two steps: the establishment of correlations, or measurement, during τ_1 , and the spatial relaxation during τ_2 when the correlations are converted into work.

During τ_1 , work is done by the $A \leftrightarrow B$ reaction, $W_{\text{chem}} = p'_{L,S}\Delta\mu$ [Eq. (14)], and by quasistatically lowering F_S from $f_0 \rightarrow \infty$ to f , which to order δt is

$$W_{\text{lower}} = \int_{f_0}^f \left[\frac{p_R}{1 + e^{f' - \Delta\mu}} + \frac{p_L}{1 + e^{f'}} \right] df' \simeq -p'_S, \quad (15)$$

where $p'_S = q_S\delta t = p'_{R,S} + p'_{L,S}$. Within the nonequilibrium free energy framework, this work is interpreted as being used to form correlations $I(M', Z)$ [Eq. (11)] while changing the memory's nonequilibrium free energy from $\mathcal{F}(M) = 0$ ($p_N = 1$) by $\Delta\mathcal{F}(M) = \mathcal{F}(M') = p'_S f - h(p'_S)$, where h is the binary Shannon entropy [37]. Inserting these expressions into Eq. (9), reveals, after a cumbersome though straightforward algebraic manipulation,

that

$$\Delta_i \mathcal{S}_{\text{meas}} = W_{\text{lower}} + W_{\text{chem}} - \Delta\mathcal{F}(M) - I(M', Z) = 0, \quad (16)$$

saturating the bound in Eq. (9). Our protocol is reversible, because the initially equilibrium memory ($f_0 \rightarrow \infty$, $p_S = 0$) couples to an equilibrium ratchet, followed by a quasistatic isothermal shift in F_S .

The cycle is completed as the motor relaxes. I is converted into work $W_{\text{ext}} = J\delta t\Delta E$ through a decrease of the nonequilibrium free energy to $\mathcal{F}(M'', Z'') = \mathcal{F}(M') + \mathcal{F}(Z)$. The resulting entropy production from Eq. (6) is $\Delta_i \mathcal{S}_{\text{diff}} = I(M', Z) - J\delta t\Delta E \geq 0$, reproducing per cycle the entropy production rate of the information motor $\Delta_i \mathcal{S}_{\text{diff}}/\delta t = \dot{S}^{(\text{info.mot.})}$. Thus, the total entropy production per cycle is $\Delta_i \mathcal{S}_{\text{tot}} = \Delta_i \mathcal{S}_{\text{meas}} + \Delta_i \mathcal{S}_{\text{diff}} = \dot{S}^{(\text{info.mot.})}\delta t$, proving that we have a nonautonomous model for the information motor without explicit feedback that has the same dynamics *and* thermodynamics.

Contact can be made with a traditional statement of the second law if we complete the cycle by restoring the memory to its initial configuration [2, 3]. From Eq. (6), this requires a minimum work $W_{\text{rest}} = -\Delta\mathcal{F}(M)$. Using this minimum, the total work is $W_{\text{tot}} = W_{\text{lower}} + W_{\text{chem}} + W_{\text{rest}} - W_{\text{ext}} = I - W_{\text{ext}}$, by virtue of Eq. (16). Thus, plotted in Fig. 2 is simply $\dot{S}^{(\text{info.mot.})} = \dot{W}_{\text{tot}}$, the total energy dissipated in this cyclic isothermal process.

From this analysis, we conclude that the disparity between $\dot{S}^{(\text{info.mot.})}$ and $\dot{S}^{(\text{chem.mot.})}$ originates in the *rapid and reversible* measurements that allow potential flips in the information motor to occur with zero entropy production, unlike in the chemical motor where flips produce entropy. Such reversible measurements are possible due to the time-scale separation between the tape's internal transitions and the current ($\gamma \gg \alpha$), which allows the measurement (and flip) to be implemented using a *nonautonomous reversible process*. This mechanism allows for reversible transport – a nonzero current without entropy production – and can be regarded as an adiabatic pump [39–42]. Subsequently resetting the memory does not alter the information motor's entropy production, since it can always be accomplished reversibly.

In summary, we have examined an explicit physical mechanism that stores information in a memory to be used later. This mechanism relies on the two-step interaction mediated by the tape that creates long-lived correlations. The sequential structure of the tape, however, seems less important: a reservoir of molecules N and S would produce the same behavior, as long as there was a mechanism establishing correlations for fixed intervals. Remarkably, similar long-lived complexes are common in biology: they can be observed in molecular motors [43], enzymatic catalysis [44], and sensory adaption [45]. It would be interesting to check if such complexes serve as a free energy storage and to uncover their role in information processing.

This work is funded by Grants MOSAICO and EN-FASIS (Spanish Government), and MODELICO (Comunidad Autonoma de Madrid). JMH is supported financially by the National Science Foundation (USA) International Research Fellowship under Grant No. OISE-1059438. TS is supported financially by the Ministry of Education, Culture, Sports, Science and Technology of Japan (KAKENHI 11025807).

-
- [1] R. Landauer, *Phys. Today*, **44**, 23 (1991).
 [2] H. S. Leff and A. F. Rex, eds., *Maxwell's Demon: Entropy, Information, Computing* (Princeton University Press, New Jersey, 1990).
 [3] K. Maruyama, F. Nori, and V. Vedral, *Rev. Mod. Phys.*, **81**, 1 (2009).
 [4] A. Bérut, A. Arakelyan, A. Petrosyan, S. Ciliberto, R. Dillenschneider, and E. Lutz, *Nature*, **483**, 187 (2011).
 [5] L. Granger and H. Kantz, *Phys. Rev. E*, **84**, 061110 (2011).
 [6] C. Bennett, *Int. J. Theor. Phys.*, **21**, 905 (1982).
 [7] B. Piechocinska, *Phys. Rev. A*, **61**, 062314 (2000).
 [8] R. Landauer, *Phys. Scr.*, **35**, 88 (1986).
 [9] R. Dillenschneider and E. Lutz, *Phys. Rev. Lett.*, **102**, 210601 (2009).
 [10] L. del Rio, J. Aberg, R. Renner, O. Dhalsten, and V. Vedral, *Nature*, **474**, 61 (2010).
 [11] T. Sagawa and M. Ueda, *Phys. Rev. Lett.*, **102**, 250602 (2009).
 [12] C. Bennett, *BioSystems*, **11**, 85 (1979).
 [13] D. Andrieux and P. Gaspard, *Proc. Nat. Ac. Sci.*, **105**, 9516 (2008).
 [14] F. J. Cao, L. Dinis, and J. M. R. Parrondo, *Phys. Rev. Lett.*, **93**, 040603 (2004).
 [15] H. Suzuki and Y. Fujitani, *J. Phys. Soc. Jap.*, **78**, 074007 (2009).
 [16] S. Vaikuntanathan and C. Jarzynski, *Phys. Rev. E*, **83**, 061120 (2011).
 [17] D. Abreu and U. Seifert, *Europhys. Lett.*, **94**, 10001 (2011).
 [18] M. Bauer, D. Abreu, and U. Seifert, *J. Phys. A: Math. Theor.*, **45**, 162001 (2012).
 [19] J. M. Horowitz and J. M. R. Parrondo, *Europhys. Lett.*, **95**, 10005 (2011).
 [20] J. M. Horowitz and J. M. R. Parrondo, *New J. Phys.*, **13**, 123019 (2011).
 [21] B. J. Lopez, N. J. Kuwada, E. M. Craig, B. R. Long, and H. Linke, *Phys. Rev. Lett.*, **101**, 220601 (2008).
 [22] S. Toyabe, T. Sagawa, M. Ueda, E. Muneyuki, and M. Sano, *Nature Phys.*, **6**, 988 (2010).
 [23] J. M. R. Parrondo and B. J. De Cisneros, *Appl. Phys. A*, **75**, 179 (2002).
 [24] P. Reimann, *Phys. Rep.*, **361**, 67 (2002).
 [25] N. G. Van Kampen, *Stochastic Processes in Physics and Chemistry*, 3rd ed. (Elsevier Ltd., New York, 2007).
 [26] See Supplemental Material.
 [27] T. Sagawa and M. Ueda, *Phys. Rev. Lett.*, **100**, 080403 (2008).
 [28] T. Sagawa and M. Ueda, *Phys. Rev. Lett.*, **104**, 090602 (2010).
 [29] M. Ponmurugan, *Phys. Rev. E*, **82**, 031129 (2010).
 [30] D. Abreu and U. Seifert, *Phys. Rev. Lett.*, **108**, 030601 (2012).
 [31] J. M. Horowitz and S. Vaikuntanathan, *Phys. Rev. E*, **82**, 061120 (2010).
 [32] Y. Fujitani and H. Suzuki, *J. Phys. Soc. Jap.*, **79**, 104003 (2010).
 [33] T. Sagawa and M. Ueda, *Phys. Rev. Lett.*, **109**, 180602 (2012).
 [34] M. Esposito and C. Van den Broeck, *Europhys. Lett.*, **95**, 40004 (2011).
 [35] S. Deffner and E. Lutz, arXiv:1201.3888 (2012).
 [36] T. L. Hill, *Free Energy Transduction in Biology* (Academic Press, New York, 1977).
 [37] T. M. Cover and J. A. Thomas, *Elements of Information Theory*, 2nd ed. (Wiley-Interscience, 2006).
 [38] D. Mandal and C. Jarzynski, *Proc. Nat. Ac. Sci.* (2012).
 [39] N. A. Sinitsyn and I. Nemenman, *Europhys. Lett.*, **77**, 58001 (2007).
 [40] J. M. R. Parrondo, *Phys. Rev. E*, **57**, 7297 (1998).
 [41] S. Rahav, J. Horowitz, and C. Jarzynski, *Phys. Rev. Lett.*, **101**, 140602 (2008).
 [42] J. M. Horowitz and C. Jarzynski, *J. Stat. Phys.*, **136**, 917 (2009).
 [43] M. A. Little, B. C. Steel, F. Bai, Y. Sowa, T. Bilyard, D. M. Mueller, R. M. Berry, and N. S. Jones, *Biophys. J.*, **101**, 477 (2011).
 [44] S. Yang, J. Cao, R. J. Silbey, and J. Sung, *Biophys. J.*, **101**, 519 (2011).
 [45] G. Lan, P. Sartori, S. Neumann, V. Sourjik, and Y. Tu, *Nature Phys.*, **8**, 422 (2012).

SUPPLEMENTAL MATERIAL

Brownian ratchet thermodynamics

Derivation of Eq. (2)

The master equation (Eq. (1) of the main text) is a continuity equation for the flow of probability, which may be made explicit in terms of the currents at time t ,

$$J_{\text{diff}}(t) = r_{RL}p_L(t) - r_{LR}p_R(t), \quad (1)$$

representing the average net number of thermally activated diffusive jumps per unit time from $L \rightarrow R$ within each box, and

$$J_{\text{chem}}(t) = q_{LR}p_R(t) - q_{RL}p_L(t), \quad (2)$$

which is the average net number of transitions per unit time from $R \rightarrow L$ mediated by the chemical reaction or demon. With this notation, Eq. (1) takes the form

$$\begin{aligned} \dot{p}_R &= J_{\text{diff}}(t) - J_{\text{chem}}(t) \\ \dot{p}_L &= J_{\text{chem}}(t) - J_{\text{diff}}(t), \end{aligned} \quad (3)$$

demonstrating that the change in the distribution of the ratchet is due to flows of probability, or current, in and out of each state.

As the Brownian ratchet evolves, work ΔE is extracted by the external force $F = 2\Delta E/l$ every time the particle makes a diffusive jump up the slope from $L \rightarrow R$, whereas work $-\Delta E$ is extracted when the particle jumps down the slope. As a result, the average rate of work extraction is [23]

$$\dot{W}_{\text{ext}} = J_{\text{diff}}(t)\Delta E. \quad (4)$$

In the stationary state ($\dot{p}_R(t) = \dot{p}_L(t) = 0$), Eq. (3) above requires that the currents are equal $J_{\text{diff}} = J_{\text{chem}} \equiv J$. Equation (2) of the main text follows.

Derivation of Eq. (3)

In the limit of $q \ll r$, Eq. (1) of the main text reduces to

$$\begin{aligned} \dot{p}_R(t) &= r_{RL}p_L(t) - r_{LR}p_R(t) = J_{\text{diff}}(t), \\ \dot{p}_L(t) &= r_{LR}p_R(t) - r_{RL}p_L(t) = -J_{\text{diff}}(t). \end{aligned} \quad (5)$$

Its stationary solution ($\dot{p}_R(t) = \dot{p}_L(t) = 0$), obtained from a simple algebraic manipulation, is given in Eq. (3) of the main text. The stationary current remains nonzero due to potential switches; therefore it is given solely by the chemical current, which to lowest order in q/r is

$$J = J_{\text{chem}} = q_{LR}p_R - q_{RL}p_L. \quad (6)$$

Derivation of Eq. (4)

In the chemical motor, the energy extracted by the force F is provided by the free energy of the chemical reaction $A \leftrightarrow B$. Every time the ratchet transitions and converts an A (B) molecule into a B (A) chemical free energy $\Delta\mu$ ($-\Delta\mu$) is consumed. Therefore the average rate of free energy consumption is [23]

$$\dot{F}_{\text{chem}}(t) = q_{LR}p_R(t)\Delta\mu + q_{RL}p_L(t)(-\Delta\mu) = J_{\text{chem}}(t)\Delta\mu. \quad (7)$$

The entropy production rate is then expressed as [23]

$$\dot{S}^{(\text{chem.mot.})}(t) = \dot{H}_{\text{motor}} + \dot{F}_{\text{chem}}(t) - \dot{W}_{\text{ext}}(t), \quad (8)$$

where

$$\dot{H}_{\text{motor}} = -\frac{d}{dt} \sum_{x=L,R} p_x(t) \ln p_x(t) \quad (9)$$

is the rate at which the Shannon entropy of the motor increases.

In the stationary state ($\dot{p}_R(t) = \dot{p}_L(t) = 0$), $J = J_{\text{chem}} = J_{\text{diff}}$ and $\dot{H}_{\text{motor}} = 0$. Substituting these observations into Eqs. (4), (7), and (8) above, recovers Eq. (4) of the main text.

Nonequilibrium free energy: derivation of Eq. (7)

We next derive Eq. (7) in the main text. During measurement the memory state changes $M \rightarrow M'$, but the system state remains unchanged $Z = Z'$. Thus, after the measurement, we have from the definition of the nonequilibrium free energy in Eq. (5) of the text

$$\mathcal{F}(M', Z') = \mathcal{F}(M', Z) = F(M', Z) - H(M', Z). \quad (10)$$

The definition of mutual information in Eq. (8) can be rearranged as

$$H(M', Z) = H(M') + H(Z) - I(M', Z). \quad (11)$$

Substituting this and the assumption of additive bare free energies $F(M', Z) = F(M') + F(Z)$ into Eq. (10) leads to

$$\mathcal{F}(M', Z') = F(M') - H(M') + F(Z) - H(Z) + I(M', Z) \quad (12)$$

$$= \mathcal{F}(M') + \mathcal{F}(Z) + I(M', Z). \quad (13)$$

Information rate: derivation of Eq. (12)

Let $Z = L, R$ be the pre-measurement state of the motor, and $M' = N, S$ be the post-measurement state of the memory. The joint probability distribution of (M', Z) is

$$\begin{pmatrix} p_{R,N} \\ p_{R,S} \\ p_{L,N} \\ p_{L,S} \end{pmatrix} = \begin{pmatrix} (1 - \alpha(1 - \varepsilon)\delta t)p_R \\ \alpha(1 - \varepsilon)\delta t p_R \\ (1 - \alpha\varepsilon\delta t)p_L \\ \alpha\varepsilon\delta t p_L \end{pmatrix} = \begin{pmatrix} (1 - q_{LR}\delta t)p_R \\ q_{LR}p_R\delta t \\ (1 - q_{RL}\delta t)p_L \\ q_{RL}p_L\delta t \end{pmatrix}. \quad (14)$$

The mutual information $I(M', Z)$ is then be expressed as [31,37]

$$\begin{aligned} I(M', Z) &= p_{R,N} \ln \frac{p_{R,N}}{p_R(p_{R,N} + p_{L,N})} + p_{L,N} \ln \frac{p_{L,N}}{p_L(p_{R,N} + p_{L,N})} \\ &\quad + p_{R,S} \ln \frac{p_{R,S}}{p_R(p_{R,S} + p_{L,S})} + p_{L,S} \ln \frac{p_{L,S}}{p_L(p_{R,S} + p_{L,S})} \\ &= (1 - q_{LR}\delta t)p_R \ln \frac{1 - q_{LR}\delta t}{1 - (q_{LR}p_R + q_{RL}p_L)\delta t} \\ &\quad + (1 - q_{RL}\delta t)p_L \ln \frac{1 - q_{RL}\delta t}{1 - (q_{LR}p_R + q_{RL}p_L)\delta t} \\ &\quad + q_{LR}p_R\delta t \ln \frac{q_{LR}}{q_{LR}p_R + q_{RL}p_L} + q_{RL}p_L \ln \frac{q_{RL}}{q_{LR}p_R + q_{RL}p_L}. \end{aligned} \quad (15)$$

The first and second lines cancel:

$$\begin{aligned} &(1 - q_{LR}\delta t)p_R \ln \frac{1 - q_{LR}\delta t}{1 - (q_{LR}p_R + q_{RL}p_L)\delta t} + (1 - q_{RL}\delta t)p_L \ln \frac{1 - q_{RL}\delta t}{1 - (q_{LR}p_R + q_{RL}p_L)\delta t} \\ &= (1 - q_{LR}\delta t)p_R(-q_{LR} + (q_{LR}p_R + q_{RL}p_L))\delta t \\ &\quad + (1 - q_{RL}\delta t)p_L(-q_{RL} + (q_{LR}p_R + q_{RL}p_L))\delta t + o(\delta t) \\ &= -(-q_{RL} + (q_{LR}p_R + q_{RL}p_L))\delta t + (-q_{LR} + (q_{LR}p_R + q_{RL}p_L))\delta t + o(\delta t) \\ &= o(\delta t). \end{aligned} \quad (16)$$

Letting $q_S = q_{LR}p_R + q_{RL}p_L = (p_{R,S} + p_{L,S})/\delta t = (p'_{R,S} + p'_{L,S})/\delta t$, we obtain Eq. (12) of the main text.

Time-scale analysis of the information motor with tape

For a time τ_1 , each cell of the tape couples to the ratchet. Since τ_1 is short compared to diffusion ($r\tau_1 \ll 1$), diffusive jumps are very rare. They occur with a negligible probability $r\tau_1 \ll 1$ during the interval τ_1 . Thus, during τ_1 all the dynamics are captured by Eq. (13) in the text.

To obtain the solution of Eq. (13) for slow adiabatic driving of $F_S(t)$ during the interval τ with $\gamma\tau_1 \gg 1$, we note that in this limit the slow variation of F_S allows the system to relax to the equilibrium associated to $F_S(t)$ at each time t . Thus, the solution at time t in this limit is obtained by setting $\dot{p}_{R,N}(t) = \dot{p}_{L,N}(t) = 0$ in Eq. (13) to find the equilibrium distribution with $F_S(t)$:

$$\begin{aligned} p_{L,S}(t) &= p_R \frac{1}{1 + e^{F_S(t) - \Delta\mu}} \\ p_{R,S}(t) &= p_L \frac{1}{1 + e^{F_S(t)}}, \end{aligned} \quad (17)$$

with $p_{R,N}(t) = p_R - p_{L,S}(t)$ and $p_{L,N}(t) = p_L - p_{R,S}(t)$, and having noted $p_N = 1$ and $p_S = 0$, initially. Thus the system evolves quasistatically during τ_1 despite the entire process being completed so fast that no diffusive jumps occur. Finally, at time τ_1 , $F_S = f = -\ln(q_{RL}\delta t)$, and using $\Delta\mu = \ln(q_{LR}/q_{RL})$, we find

$$\begin{aligned} p_{L,S} &= q_{LR}\delta t p_{R,N} \\ p_{R,S} &= q_{LR}\delta t p_{L,N}. \end{aligned} \quad (18)$$

Imposing probability conservation, $p_{L,S}(t) = p_R p_N - p_{R,N}(t)$ and $p_{R,S}(t) = p_L p_N - p_{L,N}(t)$, and keeping terms only to first order in δt we arrive at Eq. (14) of the main text

$$\begin{pmatrix} p'_{R,N} \\ p'_{R,S} \\ p'_{L,N} \\ p'_{L,S} \end{pmatrix} = \begin{pmatrix} (1 - q_{LR}\delta t)p_R \\ q_{RL}p_L\delta t \\ (1 - q_{RL}\delta t)p_L \\ q_{LR}p_R\delta t \end{pmatrix}. \quad (19)$$

We can compare this behavior with the information motor after measurement and feedback. Equation (14) above gives the probability density $p_{z,m}$ after measurement, but before the potential is flipped. Flipping the potential results in an interchange of the probabilities to be in states R, S and L, S . Thus after the switch $p'_{R,S} = p_{L,S} = q_{RL}p_L\delta t$ and $p'_{L,S} = p_{R,S} = q_{LR}p_R\delta t$, in agreement with correlations induced by the tape given in Eq. (19) above.
