

Neutral current (anti)neutrino scattering: relativistic mean field and superscaling predictions

R. González-Jiménez^a, M. V. Ivanov^{b,c,*}, M. B. Barbaro^d, J. A. Caballero^a,
J. M. Udías^b

^a*Departamento de Física Atómica, Molecular y Nuclear, Universidad de Sevilla, 41080 Sevilla, Spain*

^b*Grupo de Física Nuclear, Departamento de Física Atómica, Molecular y Nuclear, Facultad de Ciencias Físicas, Universidad Complutense de Madrid, CEI Moncloa, Madrid E-28040, Spain*

^c*Institute for Nuclear Research and Nuclear Energy, Bulgarian Academy of Sciences, Sofia 1784, Bulgaria*

^d*Dipartimento di Fisica Teorica, Università di Torino and INFN, Sezione di Torino, Via P. Giuria 1, 10125 Torino, Italy*

Abstract

We evaluate the neutral current quasi-elastic neutrino cross section within two nuclear models: the SuSA model, based on the superscaling behavior of electron scattering data, and the RMF model, based on relativistic mean field theory. We also estimate the ratio $(\nu p \rightarrow \nu p)/(\nu N \rightarrow \nu N)$ and compare with the MiniBooNE experimental data, performing a fit of the parameters M_A and $g_A^{(s)}$ within the two models. Finally, we present our predictions for antineutrino scattering.

Keywords: neutrino reactions, nuclear effects, relativistic models

PACS: 25.30.Pt, 13.15.+g, 24.10.Jv

1. Introduction

The study of neutral current mediated quasi-elastic (NCQE) neutrino-nucleus scattering in the GeV region is a powerful tool for hadronic and nuclear studies. We note that although in the tradition of neutrino experiments the term 'elastic', either neutral-current elastic or charged-current

*Corresponding author.

Email address: martin.inrne@gmail.com (M. V. Ivanov)

elastic is used for neutrino scattering off free nucleons as well as on nucleons bound on nuclei, in this work we will refer to the latter case with the more precise denomination of quasi-elastic (QE). NCQE can be used, on one hand, to obtain information on the structure of the nucleon, in particular on its strange quark content, on the other it represents a probe of nuclear dynamics complementary to neutrino charged current quasi-elastic (CCQE) scattering and electron scattering. Several theoretical investigations have been devoted to the study of this reaction making use of different nuclear models [1, 2, 3, 4, 6, 7, 5, 8, 9].

The MiniBooNE experiment [10] has recently reported a high-statistics measurement of the NCQE cross section on mineral oil (CH_2) and of the ratio $(\nu p \rightarrow \nu p)/(\nu N \rightarrow \nu N)$ between single-proton and proton+neutron cross sections. In this letter we compare these measurements with the predictions of two relativistic nuclear models, the Super-Scaling-Approximation (SuSA) and the relativistic mean field (RMF) models, which have been previously applied to the CCQE process [11, 12]. A detailed description of the two models can be found in Refs. [11] and [13]. Here we just recall their main ingredients: the SuSA approach is based on the assumption that the super-scaling function [14] extracted from quasi-elastic electron scattering data can be implemented in the neutrino-nucleus cross section, the only differences between the two processes being related to the elementary reaction and not to the nuclear response; the RMF model provides a microscopic description of the process, where final-state interactions (FSI) are taken into account by using the same relativistic scalar and vector energy-independent potentials considered to describe the initial bound states. Both models give an excellent representation of the experimental superscaling function [13], in contrast to the relativistic Fermi gas (RFG), which fails to reproduce the electron scattering data.

It has been shown in Ref. [12] that, when applied to CCQE reactions, the RMF and SuSA models give similar results, although some difference arises: both models underestimate the MiniBooNE data [15], but the RMF gives a smaller discrepancy. It has been suggested by various authors [16, 17, 18, 19] that the gap between theory and data can be filled by meson-exchange currents, multinucleon emission or particular treatments of final-state interactions. If one sticks to a simple nuclear description, such as the RFG model, presently used in neutrino interaction generators, the experimental increase in the cross section can be obtained by introducing a nucleon axial mass $M_A = 1.35$ GeV, significantly larger than the standard value

$M_A = 1.03$ GeV [20], which simulates the additional nuclear effects not considered in the RFG.

2. Results and discussion

Let us now consider the neutral current (NC) process. In order to compare with MiniBooNE data on CH_2 , we evaluate the following differential cross section per nucleon

$$\frac{d\sigma}{dQ^2} = \frac{1}{7}C_{\nu p,H}(Q^2)\frac{d\sigma_{\nu p \rightarrow \nu p,H}}{dQ^2} + \frac{3}{7}C_{\nu n,C}(Q^2)\frac{d\sigma_{\nu p \rightarrow \nu p,C}}{dQ^2} + \frac{3}{7}C_{\nu n,C}(Q^2)\frac{d\sigma_{\nu n \rightarrow \nu n,C}}{dQ^2}, \quad (1)$$

which results from three contributions: scattering on free protons, bound protons in Carbon and bound neutrons in Carbon, each of them weighted by an efficiency correction function C_i and averaged over the experimental neutrino flux [10]. Results corresponding to the two models mentioned above as well as the RFG are shown in Fig. 1 as functions of the “quasi-elastic” four-momentum transfer Q_{QE} defined in [10] or of the outgoing nucleon kinetic energy T_N . The standard value $M_A = 1.03$ GeV has been taken for the axial mass, while the strange quark contribution to the axial form factor at $Q^2 = 0$, $g_A^{(s)}$ (or equivalently Δs), has been set to zero. For the electric and magnetic strangeness the results of a recent global analysis of PV electron-proton asymmetry data [21] ($\rho_s = 0.59$, $\mu_s = -0.02$) have been used. Note however that the cross section is essentially independent of ρ_s , μ_s [22].

We note that the SuSA cross section is smaller than the RFG one by about 20% and the two curves have essentially the same slope in Q^2 . On the other hand the RMF result has a softer Q^2 behavior, with a smaller slope. This is at variance with the CCQE case, for which, as shown in Ref. [12], SuSA and RMF cross sections are very close to each other. This result indicates, as expected, that the NC data, for which the outgoing nucleon is detected, are more sensitive to the different treatment of final-state interactions than the MiniBooNE CC data, where the ejected nucleon is not observed.

In Fig. 2 we illustrate the dependence of the cross section upon the axial mass M_A at strangeness $g_A^{(s)} = 0$. We compare results with the standard axial mass to the ones obtained with the value of M_A that provides the best fit to the cross section within either SuSA or RMF models. We fit the axial

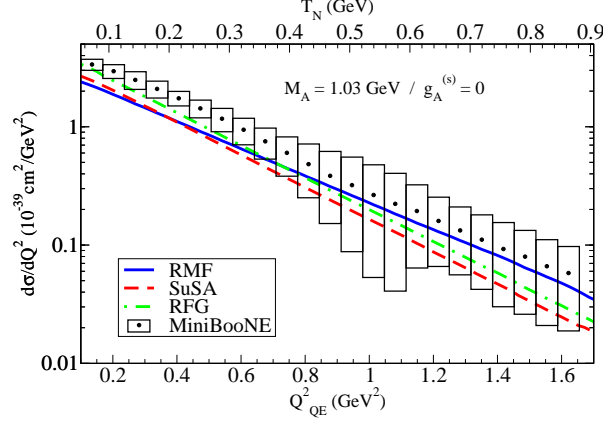


Figure 1: NCQE flux-averaged cross section computed using the RMF (solid blue), SuSA (dashed red) and RFG (dot-dashed green) models and compared with the MiniBooNE data [10].

mass performing a χ^2 test using the true energy data from MiniBooNE [10] (top panel on Fig. 2) with the following χ^2 definition

$$\chi^2 = \sum_i \left(\frac{CS_i^{\text{exp}} - CS_i^{\text{theo}}}{\Delta CS_i^{\text{exp}}} \right)^2, \quad (2)$$

where CS_i^{exp} is the experimental cross section in the i -bin, CS_i^{theo} is the predicted one and ΔCS_i^{exp} is the error in CS_i^{exp} . For $g_A^{(s)} = 0$, the $1\text{-}\sigma$ allowed regions of the axial mass for the two models are

$$M_A = 1.34 \pm 0.06 \text{ GeV} \quad \text{for RMF} \quad (3)$$

$$M_A = 1.42 \pm 0.06 \text{ GeV} \quad \text{for SuSA}, \quad (4)$$

corresponding to $\chi^2/DOF = 16.5/22$ and $\chi^2/DOF = 4.7/22$, respectively. These have to be compared with $\chi^2/DOF = 46.2/22$ (RMF) and $\chi^2/DOF = 45.3/22$ (SuSA) for $M_A = 1.03 \text{ GeV}$.

In Fig. 2 the RMF and SuSA results are compared with the MiniBooNE data as functions of the true (top panel) and reconstructed (bottom panel) energies. Whenever a physical quantity is measured there are distortions to the original distribution in the observed quantity. Experimentalists correct the data distribution using unfolding techniques. There is an alternative method, which is to report them in the reconstructed nucleon energy, without

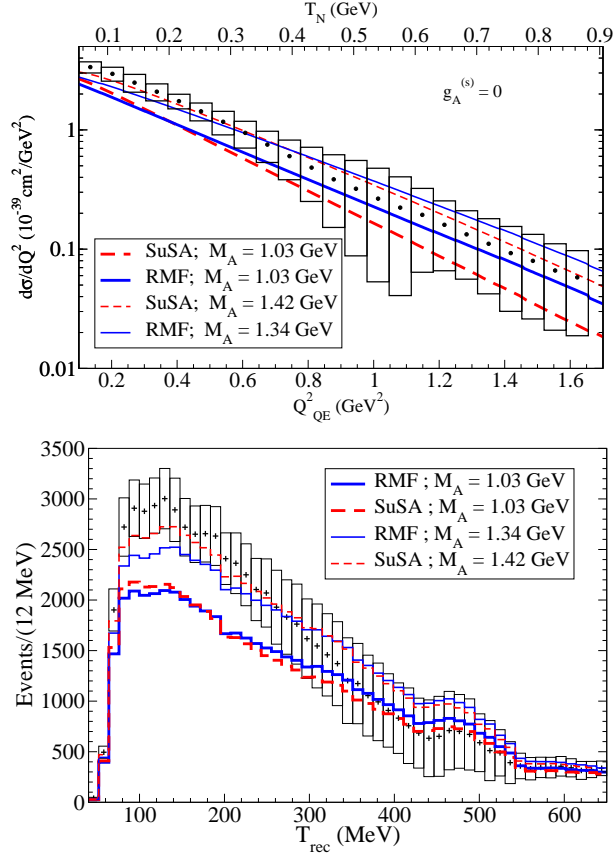


Figure 2: NCQE flux-averaged cross section computed within the RMF (solid blue lines) and SuSA (dashed red lines) models, compared with MiniBooNE data [10] as a function of true energy on top panel and of the reconstructed energy on bottom panel, for different values of M_A (see text).

applying the unfolding procedure (and corresponding errors). To produce the reconstructed energy results we used the folding procedure detailed in Appendix B of Ref. [23]. We observe that both models give a reasonably good representation of the data when the non-standard value of the axial mass is used. Moreover, we note that the SuSA cross section reproduces quite well the slope of experimental data, better than RMF one which has a smaller Q^2 slope and falls slightly below the error bars for lowest Q^2 data. It is however important to observe that none of the two models is expected to describe correctly the low- Q^2 region, where collective effects play a dominant role. The values of the axial mass obtained with both models are compatible,

within 1- σ , with the value $M_A = 1.35$ GeV employed by the MiniBooNE collaboration to fit their RFG model to the CCQE data.

It has been known for some time (see, *e.g.*, [24, 25]) that the $g_A^{(s)}$ -dependence of the NCQE neutrino-nucleon cross section is very mild. This results from a cancellation between the effect of $g_A^{(s)}$ on the proton and neutron contributions, which are affected differently by the axial strangeness: by changing $g_A^{(s)}$ from zero to a negative value the proton cross section gets enhanced while the neutron one is reduced, so that the net effect on the total cross section is very small. For that reason, the previous analysis performed to fit the axial mass is quite independent of the axial strangeness, which we just set to zero. Thus, once we have obtained the axial mass that fits the neutrino cross sections, we can look for a different observable that can be more sensitive to the axial strangeness content of the nucleon. Variations of the axial strangeness can have a large impact on the ratio between proton and neutron cross sections. Furthermore, many systematic errors are canceled [26] in taking the ratio.

The MiniBooNE experiment cannot measure the p/n ratio because the $\nu n \rightarrow \nu n$ reaction cannot be isolated. However, single-proton events can be isolated above the Cherenkov threshold, and so it was possible to construct two different samples: $\nu N \rightarrow \nu N$ (where N is either a proton or a neutron) with the standard NCQE cuts and a $\nu p \rightarrow \nu p$ NCQE proton-enriched sample for which two additional cuts were applied. The ratio $(\nu p \rightarrow \nu p)/(\nu N \rightarrow \nu N)$ was reported in Ref. [10] as a function of the reconstructed nucleon kinetic energy T_{rec} from 350 to 800 MeV.

We now compare the predictions of our models with the experimental ratio, using the cross section folding procedure described in [23]. Following this procedure we convert our NCQE ‘true energy’ cross section into NCQE reconstructed energy distributions for the numerator and denominator samples, separately, and finally we take the ratio. As expected, the ratio, unlike the cross section, is sensitive to axial strangeness. We now set the axial mass to the values (3,4) previously found from the best fit of the cross sections at $g_A^{(s)} = 0$, and perform a χ^2 fit to the axial strangeness parameter. The 1- σ allowed regions turn out to be

$$g_A^{(s)} = +0.04 \pm 0.28 \quad \text{for RMF} \quad (5)$$

$$g_A^{(s)} = -0.06 \pm 0.31 \quad \text{for SuSA}, \quad (6)$$

corresponding to $\chi^2/DOF = 33.6/29$ and $\chi^2/DOF = 31.3/29$, respectively.

In Fig. 3 we present the ratio computed by using the above sets of parameters as well as with the standard axial mass and no strangeness, as reference. From the comparison between the two curves in the top panel having stan-

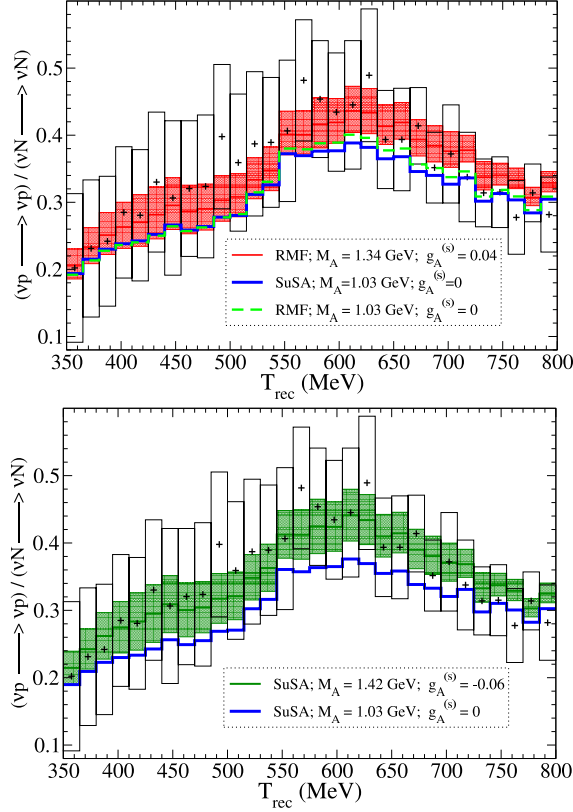


Figure 3: Ratio $(\nu p \rightarrow \nu p)/(\nu N \rightarrow \nu N)$ computed within RMF and SuSA models. Shaded areas represent the $1-\sigma$ region allowed for $g_A^{(s)}$ (see text). The ratio computed with the best- $g_A^{(s)}$ is presented as well as those obtained with the standard axial mass and no strangeness. Data from Ref. [10].

standard parameters $M_A = 1.03$ and $g_A^{(s)} = 0$ (green and blue lines), it appears that the dependence upon the nuclear model is essentially canceled in the ratio, confirming that this is a good observable for determining the axial strangeness content of the nucleon. Within the error bars, the values of $g_A^{(s)}$ obtained are compatible with the ones of the previous analysis. Of course before drawing definitive conclusions on the allowed value of $g_A^{(s)}$, an extended analysis of the nuclear effects that are being effectively incorporated in the

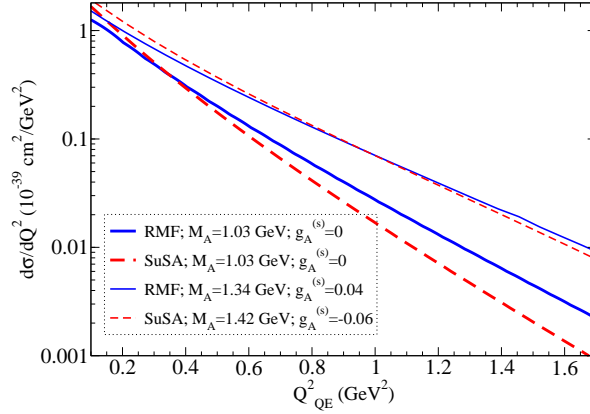


Figure 4: NCQE antineutrino cross section computed using RMF and SuSA models for different values of $g_A^{(s)}$ and M_A . We employed the antineutrino flux prediction for MiniBooNE given in Ref. [27].

increased value of M_A should be performed. However, it is worth mentioning that the ratio shown in Fig. 3 shows little sensitivity to a possible np charge-exchange due to FSI. For instance a 20% of charge-exchange would not affect the results displayed in Fig. 3 by more than a few percent, for any reasonable value of $g_A^{(s)}$.

Before concluding we show our predictions for the NC antineutrino cross sections. In this case cross sections are slightly more sensitive to the axial strange content than neutrino ones, especially at high Q^2 [1, 22]. This is illustrated in Fig. 4, where we display the flux-averaged NCQE antineutrino cross sections as a function of Q_{QE}^2 as obtained within the RMF and SuSA models. We use the set of parameters (3,4,5,6), favoured by our analysis of MiniBooNE NCQE neutrino cross section and ratio. As a reference, results for the standard axial mass and axial strangeness equal to zero are also presented.

3. Conclusion

Summarizing, we have presented predictions for MiniBooNE NCQE neutrino cross sections with two nuclear models, SuSA and RMF. As it was the case of CCQE data, with the standard value of the axial mass, these models underpredict the cross section data. We have used the axial mass as an effective parameter to incorporate nuclear effects not used in the models, such

as multi-nucleon knockout. In doing this, we could restore agreement of the models to the data, with axial mass value consistent with the ones obtained in a similar fit to CCQE data by the MiniBooNE collaboration. The nuclear models tuned this way can be employed to analyze NCQE cross section ratios as the ones obtained in the MiniBooNE experiment. We remind the reader that the present calculations are based on one-particle-one-hole assumptions and meson-exchange currents have not been considered. Provided that the models, as done here, are tuned to reproduce the total cross section data, our analysis shows that the ratio does indeed show a strong sensitivity to the axial strangeness content of the nucleon, while being highly model independent. This shows the relevance of having extended, good statistics data, eventually including antineutrino cross sections under similar conditions, which may help to disentangle the properties of the neutrino-nucleon and neutrino-nucleus interactions, of paramount importance for neutrino-oscillation experiments.

Acknowledgements

This work was partially supported by Spanish DGI and FEDER funds (FIS2011-28738-C02-01), by the Junta de Andalucía, by the Spanish Consolider-Ingenio 2000 program CPAN (CSD2007-00042), by the Campus of Excellence of Moncloa project (Madrid) and Andalucía Tech, partly by the INFN-MICINN collaboration agreement (AIC-D-2011-0704), as well as the Bulgarian National Science Fund under contracts No. DO-02-285 and DID-02/16-17.12.2009. M.V.I. is grateful for the warm hospitality given by the UCM and for financial support during his stay there from the Centro Nacional de Física de Partículas, Astropartículas y Nuclear (CPAN) of Spain and FPA2010-17142. R.G.J. acknowledges support from the Ministerio de Educación (Spain). The authors would like to thank T.W. Donnelly for careful reading of the manuscript and helpful discussions.

References

- [1] J. E. Amaro, M. B. Barbaro, J. A. Caballero and T. W. Donnelly, Phys. Rev. C 73 (2006) 035503.
- [2] T. Leitner, L. Alvarez-Ruso and U. Mosel, Phys. Rev. C 74 (2006) 065502.

- [3] A. N. Antonov, M. V. Ivanov, M. B. Barbaro, J. A. Caballero, E. Moya de Guerra and M. K. Gaidarov, Phys. Rev. C 75 (2007) 064617.
- [4] A. Meucci, C. Giusti and F. D. Pacati, Phys. Rev. D 84 (2011) 113003.
- [5] A. V. Butkevich and D. Perevalov, Phys. Rev. C 84 (2011) 015501.
- [6] O. Benhar and G. Veneziano, Phys. Lett. B 702 (2011) 433.
- [7] M. Martini, M. Ericson and G. Chanfray, Phys. Rev. C 84 (2011) 055502.
- [8] A. M. Ankowski, Phys. Rev. C 86 (2012) 024616.
- [9] J. G. Morfin, J. Nieves, J. T. Sobczyk, arXiv:1209.6586 [hep-ex].
- [10] A. A. Aguilar-Arevalo *et al.* [MiniBooNE Collaboration], Phys. Rev. D 82 (2010) 092005.
- [11] J. E. Amaro, M. B. Barbaro, J. A. Caballero, T. W. Donnelly, A. Molinari and I. Sick, Phys. Rev. C 71 (2005) 015501.
- [12] J. E. Amaro, M. B. Barbaro, J. A. Caballero, T. W. Donnelly and J. M. Udias, Phys. Rev. D 84 (2011) 033004.
- [13] J. A. Caballero, J. E. Amaro, M. B. Barbaro, T. W. Donnelly, C. Maieron and J. M. Udias, Phys. Rev. Lett. 95 (2005) 252502; C. Maieron, M. C. Martínez, J. A. Caballero, and J. M. Udías, Phys. Rev. C 68 (2003) 048501.
- [14] T. W. Donnelly and I. Sick, Phys. Rev. Lett. 82 (1999) 3212; Phys. Rev. C 60 (1999) 065502.
- [15] A. A. Aguilar-Arevalo *et al.* [MiniBooNE Collaboration], Phys. Rev. D 81 (2010) 092005.
- [16] M. Martini, M. Ericson, G. Chanfray and J. Marteau, Phys. Rev. C 80 (2009) 065501.
- [17] J. E. Amaro, M. B. Barbaro, J. A. Caballero, T. W. Donnelly and C. F. Williamson, Phys. Lett. B 696 (2011) 151.
- [18] J. Nieves, I. R. Simo and M. J. V. Vacas, Phys. Lett. B 707 (2012) 72.

- [19] A. Meucci, M. B. Barbaro, J. A. Caballero, C. Giusti and J. M. Udias, Phys. Rev. Lett. 107 (2011) 172501.
- [20] V. Bernard, L. Elouadrhiri and Ulf-G Meißner, J. Phys. G 28 (2002) R1.
- [21] R. Gonzalez-Jimenez, J. A. Caballero and T. W. Donnelly, arXiv:1111.6918v2 [nucl-th]. To be published in Phys. Rep.
- [22] R. Gonzalez-Jimenez *et al.*, in preparation.
- [23] D. Perevalov, “Neutrino-nucleus neutral current elastic interactions measurement in MiniBooNE”, PhD Thesis.
- [24] M. B. Barbaro, A. De Pace, T. W. Donnelly, A. Molinari and M. J. Musolf, Phys. Rev. C 54 (1996) 1954.
- [25] W. M. Alberico *et al.*, Nucl. Phys. A 623 (1997) 471.
- [26] L. A. Ahrens *et al.*, Phys. Rev. D 35 (1987) 785; L. Bugel *et al.* (FINESSE Collaboration), arXiv:hep-ex/0402007.
- [27] A. A. Aguilar-Arevalo *et al.*, Phys. Rev. D. 79 (2009) 072002.